

Alt + Enter does not break the line in Excel and what you need to do

Alt + Enter does not break the line in Excel, making it impossible for you to act quickly while working with this tool?

Alt + Enter does not break the line in Excel, making it impossible for you to act quickly while working with this tool? TipsMake has a solution to help you in this case, check it out now!

Alt + Enter is a familiar shortcut combination that Excel users use to get new lines in the same cell. But many of you have encountered the situation where **Alt + Enter cannot wrap a line in Excel** and are struggling to know how to solve it. Don't worry, what you need to do to fix the error has been shared in detail by **TipsMake** in this article.





Instructions on how to handle when Alt + Enter does not get a new line in Excel

There are many reasons why Alt + Enter cannot get a new line. Admin will share each case specifically and the corresponding solution. Apply one by one to fix it.

1/ Not done properly


First, unlike Word, Alt + Enter is a shortcut key combination used to get a new line in a cell. Therefore, if you want to break a line, this cell must be in editing state. That is, the mouse cursor blinks in that data box. The specific implementation is as follows:

1. *Select the data cell you need to get a new line > Click F2 or double-click the cell to switch to the editing state of that data cell.*
2. *Place the cursor at the position where you want to break the line > Press Alt + Enter > Enter text for the following line > Press Enter when you have completed this process.*

2/ Remove the protected spreadsheet

You are not allowed to change the content or enter edit mode if the spreadsheet is protected. This is the cause of Alt + Enter not being able to get a new line. To fix it, you need to remove the currently protected spreadsheet by: In the open Excel file > Click on the **Review** tab > Find the **Protect** group > Click on the **Unprotect Sheet** line .



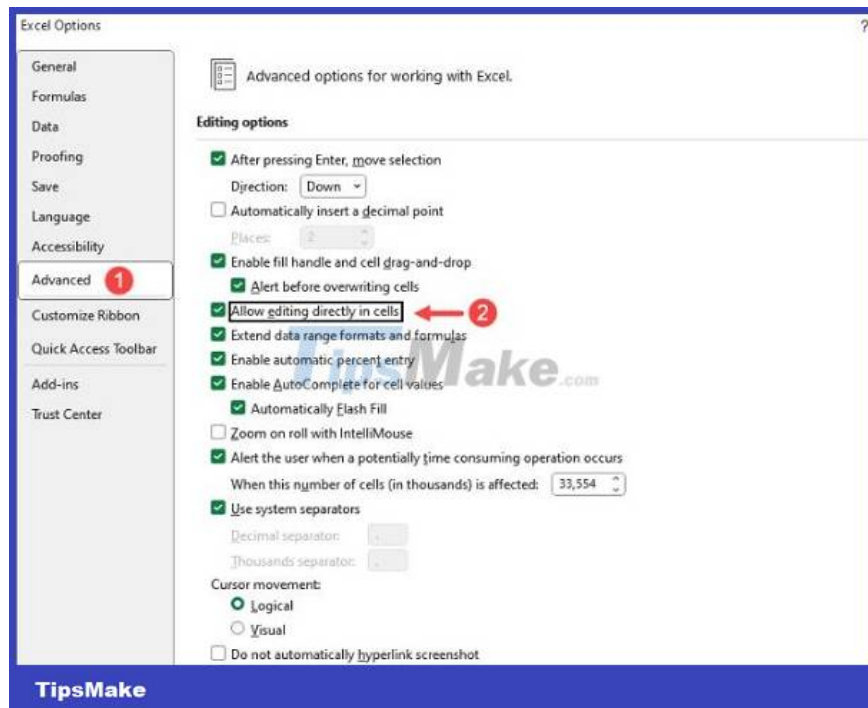


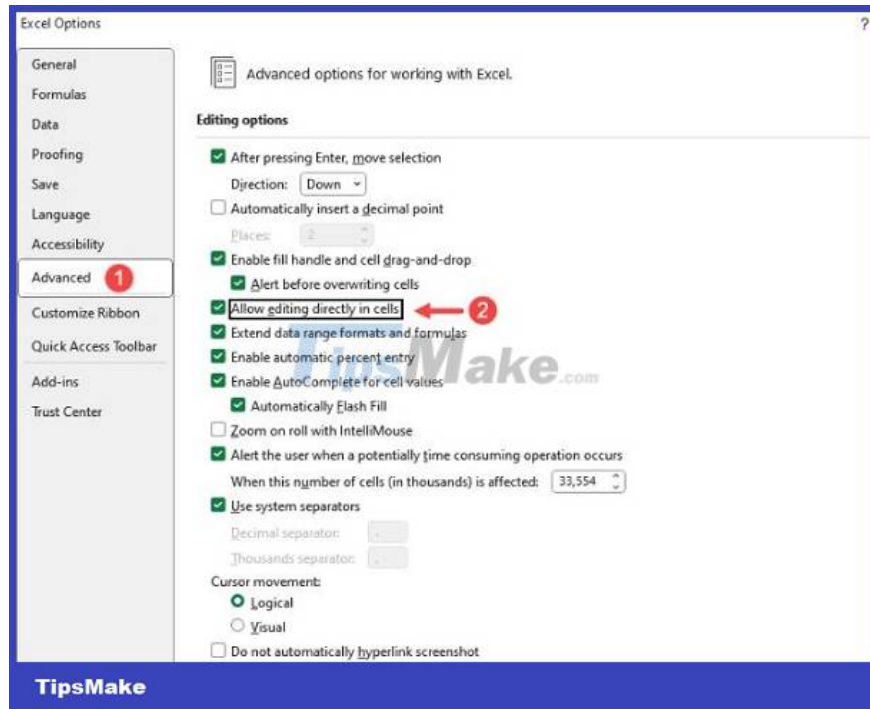
Note: If you have set a password, you need to enter the password to unprotect the spreadsheet!

3/ Fix error of not being able to Alt + Enter in Excel - Change settings in Excel

Some settings in Excel are set incorrectly, such as 'Allow editing directly in cells' is turned off, so Excel cannot edit cells. This also means you cannot use the Alt + Enter key combination.

1. *Open Excel > Click the **File** tab > Select **Options** .*
2. *Click **Advanced** in the left column > Tick ' **Allow editing directly in cells** ' in the ' **Editing options** ' area > Click **OK** to save.*





4/ Conflict with an Add-in

The problem in Excel of not being able to get a line break is also likely due to a certain Add-in that is hindering Excel's default operation. Users should access Excel in Safe mode to check. First, you need to close Excel.

Then, hold down the **Ctrl** key > Click on the Excel application icon to open > When the dialog box appears, release the Ctrl key > Click **Yes** on the notification dialog box to enter Excel safe mode > You Try using Alt + Enter to see if it works? If so, then 80% of the cause is due to Excel add-ins.

After checking, the user closes Excel in safe mode and launches Excel normally > Click the **File** tab > **options** > **Add-ins** in the left column > Find the **Manage** section > Click the arrow in this section and select '**Excel Add-ins**' or '**COM Add-ins**' > Click **Go** > Turn off all add-ins > Click **OK** > Restart Excel and check for errors.

General
Formulas
Data
Proofing
Save
Language
Accessibility
Advanced
Customize Ribbon
Quick Access Toolbar
Add-ins 1
Trust Center

View and manage Microsoft Office Add-ins.

Add-ins

Name ^	Location
Active Application Add-ins	
No Active Application Add-ins	
Inactive Application Add-ins	
Analysis ToolPak	C:\Program Files\Microsoft Office\...
Analysis ToolPak - VBA	C:\Program Files\Microsoft Office\...
Date (XML)	C:\Program Files\Common Files\Mi...
Euro Currency Tools	C:\Program Files\Microsoft Office\...
Microsoft Actions Pane 3	
Microsoft Data Streamer for Excel	C:\Program Files\Microsoft Office\...
Microsoft Power Map for Excel	C:\Program Files\Microsoft Office\...
Microsoft Power Pivot for Excel	C:\Program Files\Microsoft Office\...
Solver Add-in	C:\Program Files\Microsoft Office\...

Add-in: Analysis ToolPak
Publisher: Microsoft Office
Compatibility: No compatibility information available
Location: C:\Program Files\Microsoft Office\root\Office16\Library\Analysis
Description: Provides data analysis tools for statistical and engineering analysis

Manage: Excel Add-ins 2 Go... 3

TipsMake

General
Formulas
Data
Proofing
Save
Language
Accessibility
Advanced
Customize Ribbon
Quick Access Toolbar
Add-ins 1
Trust Center

View and manage Microsoft Office Add-ins.

Add-ins

Name ^	Location
Active Application Add-ins	
No Active Application Add-ins	
Inactive Application Add-ins	
Analysis ToolPak	C:\Program Files\Microsoft Office\...
Analysis ToolPak - VBA	C:\Program Files\Microsoft Office\...
Date (XML)	C:\Program Files\Common Files\Mi...
Euro Currency Tools	C:\Program Files\Microsoft Office\...
Microsoft Actions Pane 3	
Microsoft Data Streamer for Excel	C:\Program Files\Microsoft Office\...
Microsoft Power Map for Excel	C:\Program Files\Microsoft Office\...
Microsoft Power Pivot for Excel	C:\Program Files\Microsoft Office\...
Solver Add-in	C:\Program Files\Microsoft Office\...

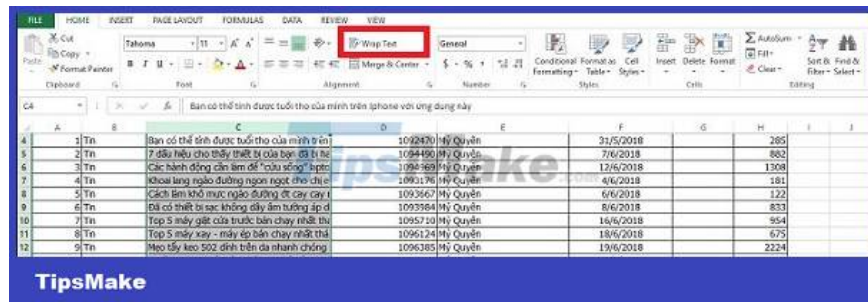
Add-in: Analysis ToolPak
Publisher: Microsoft Office
Compatibility: No compatibility information available
Location: C:\Program Files\Microsoft Office\root\Office16\Library\Analysis
Description: Provides data analysis tools for statistical and engineering analysis

Manage: Excel Add-ins 2 Go... 3

TipsMake

5/ Some other ways to fix when Excel cannot get to a new line with Alt + Enter

1. Conflicts with other software are also the reason why Excel cannot use keyboard shortcuts. Especially when you are opening a software (game, for example) and have the Alt + Enter shortcut set for another task. Therefore, you should turn off all running software to avoid key conflicts.
2. Old and outdated versions of Excel are also the cause of operating problems. Please update Excel to the new version or if you download the crack version, try deleting and reinstalling the Microsoft version to avoid problems.
3. Automatic line breaks in Excel - Adjusting Excel to automatically wrap lines is also a temporary solution if Alt + Enter does not work. The way to manually wrap a line in Excel is to select the cell you want to wrap, click the **Home** tab > select **Wrap Text** in Alignment.



1. Finally, the possibility that the Alt or Enter key has been physically damaged cannot be ruled out. You should test your keyboard to check for this cause.

TipsMake has revealed how to fix Alt + Enter not getting a new line in Excel. Wishing you successful error correction!

You finished reading the article "**Alt + Enter does not break the line in Excel and what you need to do**" edited by the [TipsMake](#) team. We hope this article has provided you with many useful tech tips and tricks. You can search for similar articles on tips and guides. Thank you for reading and for following us regularly.