

# Aiarty Video Enhancer - Revive Old Videos

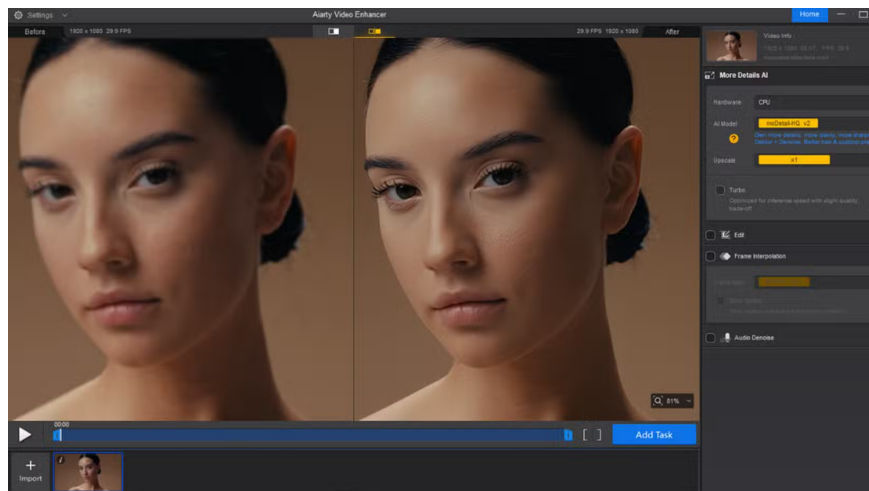
Aiarty Video Enhancer is a modern tool that gives every common person the opportunity to upscale, denoise, blur and clean up their videos with minimal effort.

Not every video clip stands the test of time. Some moments are so special that they deserve to be watched over and over again, but the recording can let us down. Grainy vacation footage, blurry footage of a child's first steps, or an old concert recorded on a phone from a decade ago may make people smile, but poor video and audio quality can ruin the memories.

In the past, fixing these issues required hiring a professional or learning complex editing software, which often required hours of practice and powerful hardware. Many people simply gave up, storing old videos in cloud folders or hard drives, rarely watching them again because they looked too rough for modern big-screen TVs.

With Artificial Intelligence (AI) becoming more accessible, that problem has started to disappear. Aiarty Video Enhancer is a modern tool that gives ordinary people the opportunity to upscale, denoise, blur, and 'clean up' their videos with minimal effort. It uses smart AI models to restore lost details and polish audio, so old recordings look like they were meant to be.

## Video recovery tool handles heavy tasks



Aiarty Video Enhancer essentially simplifies what used to be complex. It relies on powerful AI models trained on over two million images and over 120 hours of HD and 4K video clips. These models study how clear, natural videos look and use that knowledge to rebuild missing pixels, sharpen edges, and smooth out noise.

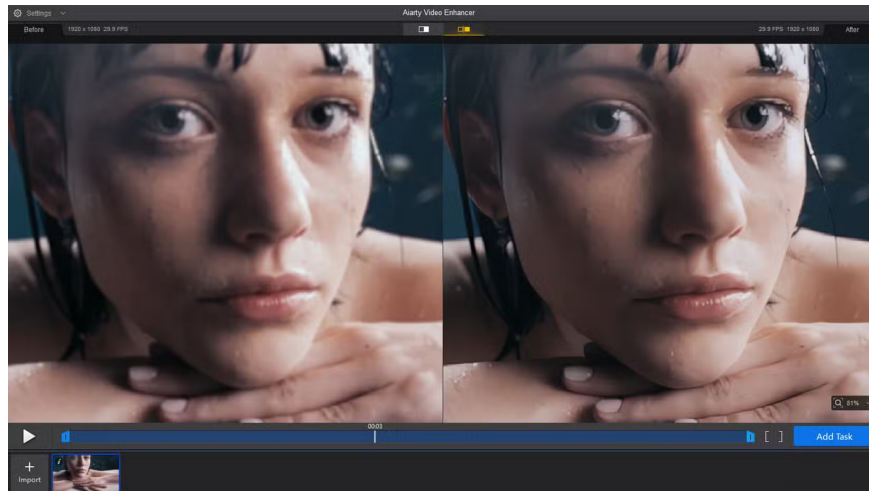
For the average user, this means no need to fiddle with countless sliders or learn how to mask and layer effects. Everything happens in the background. All you have to do is import your video, select the AI mode that best suits the clip's situation, set the output resolution, and hit export.

## Clean up grainy night clips

One of the most common video problems is excessive noise, especially in clips shot in low light. Night scenes, indoor events, or concerts often have a lot of grain, hiding faces and details in a jumble of specks and noise.

Aiarty's SuperVideo vHQ model focuses on rescuing these unpleasant recordings. It detects the noise that low-light shooting creates and carefully reduces it without erasing important features. The result is cleaner, more watchable footage that helps share memories that once seemed too bad to keep.

## Brings out the subtle details that make memories come true



Small details can make a big difference in how realistic a scene feels. Hair blowing in the wind, leaves rustling on trees, and the texture of clothing help videos look natural. When footage is low resolution or heavily compressed, these details are lost.

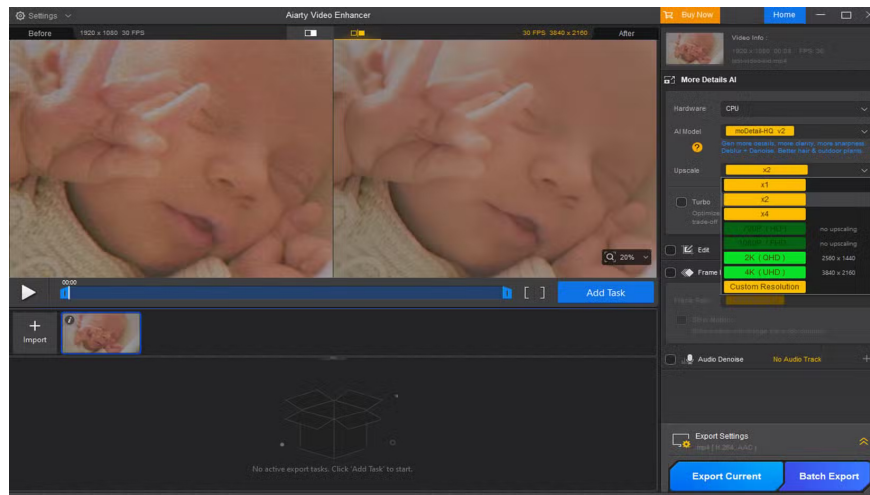
Aiarty's moDetail-HQ v2 model uses its training data to reconstruct this texture, piece by piece. This model is especially useful for nature videos, pet videos, outdoor adventures, and any clip where small details bring a scene to life.

## Increase frame rate for smoother motion

Older clips often have low or inconsistent frame rates, making motion appear choppy. This is noticeable in old sports highlights, family gatherings with people moving around, or shaky handheld recordings.

Aiarty's frame rate increaser fixes this by creating additional frames that blend naturally with existing ones. Users can increase the playback rate to 60, 90, or 120 frames per second, depending on the project. The result is smooth, professional motion, even if the original is choppy and hard to follow.

## Flexible upgrade for any screen



Today's screens are getting bigger and sharper, but many older videos were never designed to play at 1080p or 4K resolution. Simply zooming in on a low-resolution video makes the errors appear larger. Aiarty's upscaling doesn't just stretch pixels; it intelligently adds detail, smooths edges, and restores texture so the upscaled version looks true to life.

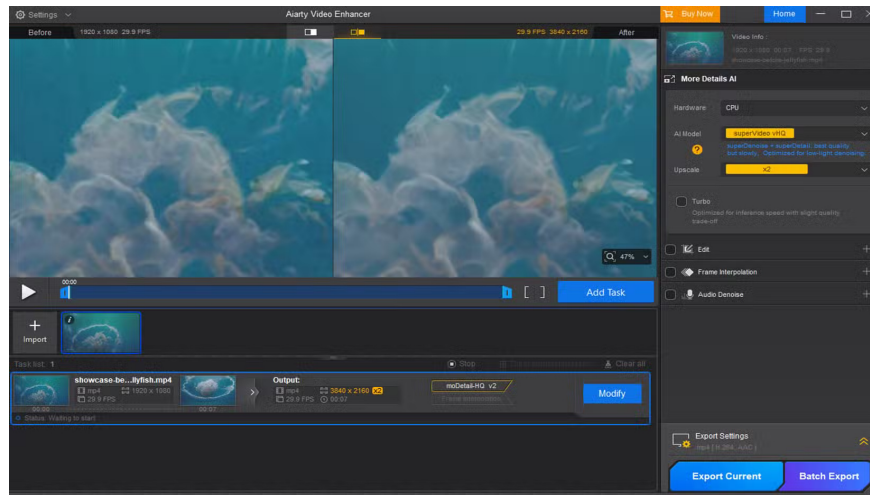
Users can choose from preset resolutions like 720p, 1080p, 2K, 4K, or enter a custom size to fit a specific screen or platform. This flexibility means an old clip can be adapted for a large living room TV, a family photo slideshow on a laptop, or even a social media post viewed on a phone.

## Better sound makes a big difference

A good video also needs good audio. Many clips have noise, background chatter, or wind that ruins the moment. Aiarty's audio noise reduction feature filters out these unwanted sounds while keeping your voice clear and natural.

This means that a recording of a busy street, a party with background music, or a family dinner conversation can be edited to sound clearer without the need for additional audio editing tools. The ability to process video and audio at the same time saves time and effort.

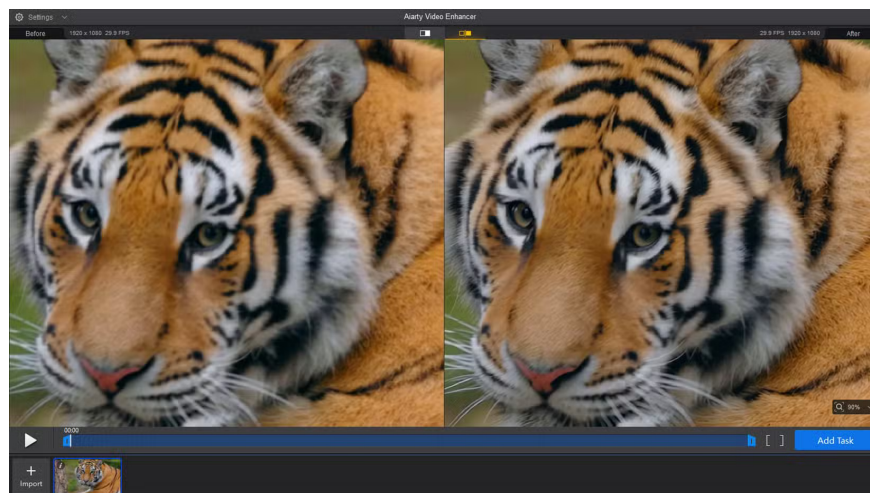
## Fast processing keeps the project moving forward



Working with large video files can slow down even the most patient of people. Aiarty is designed to run efficiently by exploiting up to 95% of available GPU power. On powerful hardware, the upscaling process is much faster than traditional software.

For example, the RTX 5090 graphics card can handle HD upscaling to 4K at around 21 frames per second, while similar AI engines can only handle 7 frames per second. This speed makes a real difference when processing a series of family clips or long travel vlogs.

## Easy enough for anyone to use



Many editing programs are intimidating for beginners. Aiarty avoids this by keeping things clear and simple. After installing the software, users drag in a video file, choose one of three AI modes (moDetail-HQ v2, SuperVideo vHQ, or Smooth-HQ v2), and set the output resolution.

The preview window shows your changes live, so you can easily tweak settings if the first result isn't quite right. Once you're satisfied, the export button takes care of the rest. It feels more like using an everyday app than navigating complex editing software.

## Who will get the most out of Aiarty Video Enhancer?

Aiarty isn't just for tech-savvy video creators. It's designed for anyone with a collection of memories that need a little love. Parents who want to restore videos of their child's early years, travelers who want to refresh phone clips to share online, and vloggers who want to repost old content in higher quality can all benefit from Aiarty.

Students working on school projects, people interested in digitizing old family VHS tapes, or casual social media users who want shorter clips can all benefit. Aiarty makes it possible to get professional-looking enhancements without having to pay for editing services or learn complicated techniques.

## How to get started and request a free license

Getting started with Aiarty Video Enhancer is as easy as visiting the official campaign page. New users can claim a free license code for a limited time, and there's also the option to purchase the lifetime version for a discounted price of \$165, down from the standard price of \$235.

To sweeten the deal, Aiarty includes Image Enhancer at no extra cost. This bundled tool applies similar AI techniques to photos, helping users sort through old snaps alongside videos. For anyone who wants to try before they buy, a free trial is also available on the product page. It's an easy way to test out Aiarty's effectiveness on real clips.

## Preserve memories for years to come

Memorable moments deserve to look and sound their best. Aiarty Video Enhancer puts modern artificial intelligence to work preserving old videos for the future. Combining powerful restoration tools with a user-friendly approach, it takes the stress out of video editing and lets people focus on what matters: Enjoying their memories.

Whether it's a forgotten clip stashed away in your phone's library or a treasured recording of an important event, Aiarty has the chance to shine it back. For anyone ready to dust off their digital archives and view old footage with new clarity, Aiarty Video Enhancer is a smart, practical place to start.

You finished reading the article "[Aiarty Video Enhancer - Revive Old Videos](#)" edited by the [TipsMake](#) team. We hope this article has provided you with many useful tech tips and tricks. You can search for similar articles on tips and guides. Thank you for reading and for following us regularly.