

Advanced Twitter account security guide

Surely you used your phone number to authenticate two Twitter accounts. However, if you want to really secure your account, you should consider creating an application-specific password.

Surely you used your phone number to authenticate two Twitter accounts. However, if you want to really secure your account, you should consider creating an application-specific password.

This job is extremely simple, you just need a computer, a mobile phone and a third-party authentication application.

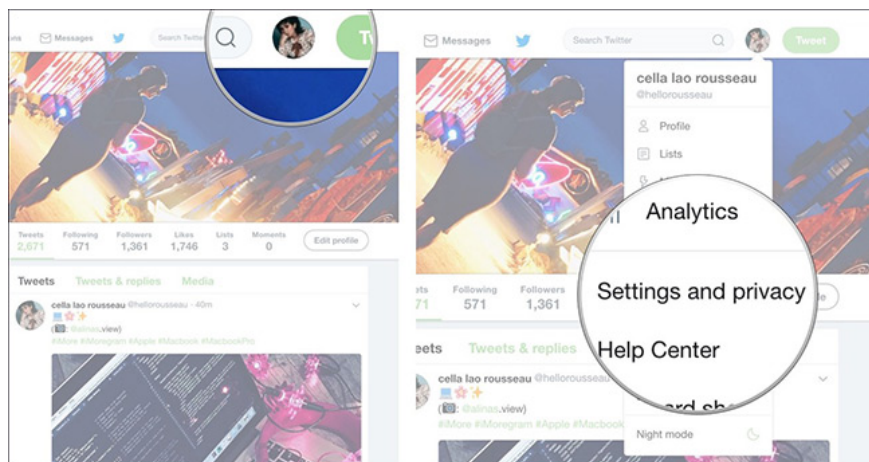
Some typical applications:

1. Duo Mobile
2. Google Authenticator
3. Authy

The reason why you should do this is because it's safer. Validating Twitter 2 elements by SMS can be attacked when someone hijacks your mobile account. (For example, an attacker may require a new SIM for your account from a service agent). Meanwhile authentication by application is more difficult to attack even when you change phone numbers or lose access to the device.

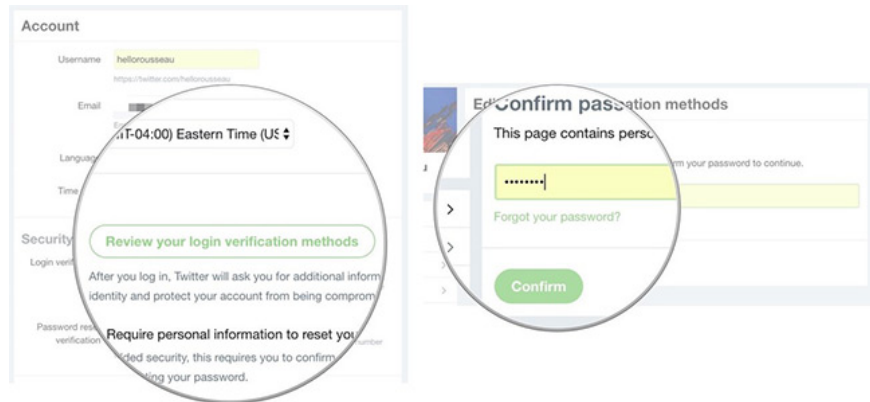
How to set up the validator using a third-party application to create an application-specific password

1. From your computer, click the profile icon.
2. Click **Settings and privacy** .



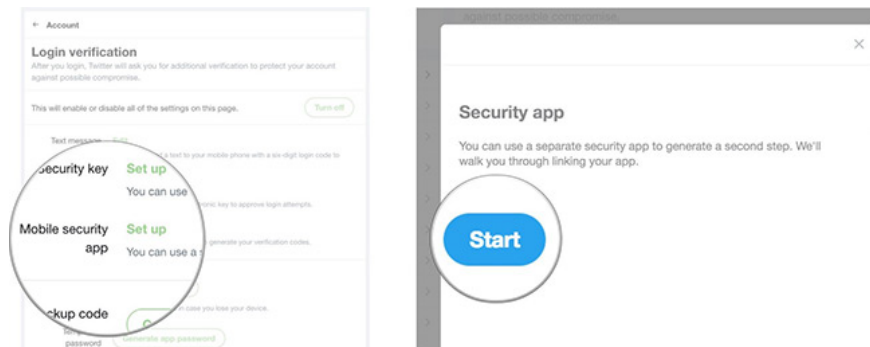
3. Click the **Review your login verification methods** button in *Security* .

4. Enter the password then click **Confirm** .



5. Click **Set up** next to *Mobile Security app* .

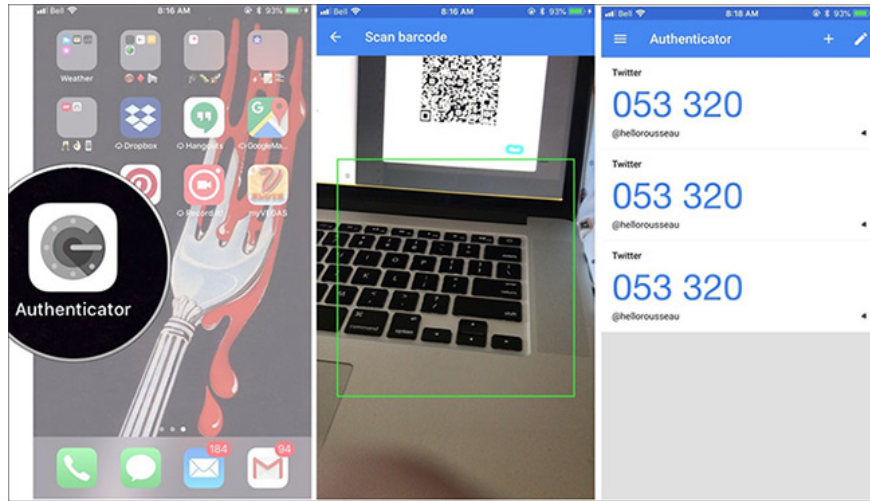
6. Click **Start** after reading the instructions. You may be asked to verify the password. Otherwise, the QR code will pop up on the screen.



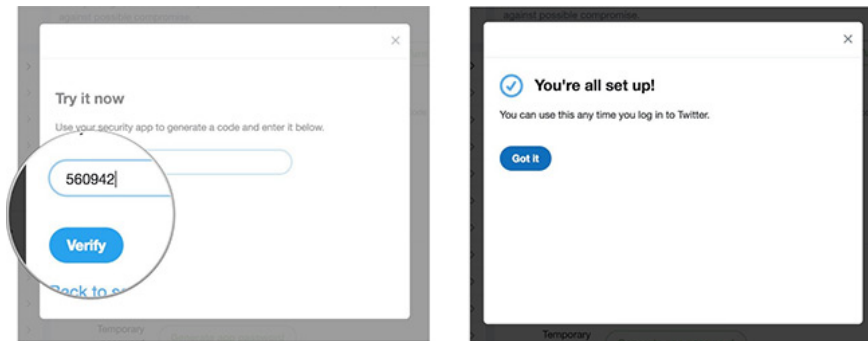
7. Launch the third-party authentication application from the phone.

8. Scan the QR code. You will then see a 6-digit security code appear on the phone screen.

9. Enter this code in the text field in the pop-up window on Mac and click Verify when done.



Now you can use the application to generate verification codes for your Twitter account.



See more:

1. Guide to securing 2 layers of Facebook
2. Instructions for enabling 2-layer authentication for iCloud on Apple devices
3. 2-layer security for Gmail how?
4. How to activate 2-step verification of WhatsApp account

You finished reading the article "**Advanced Twitter account security guide**" edited by the [TipsMake](#) team. We hope this article has provided you with many useful tech tips and tricks. You can search for similar articles on tips and guides. Thank you for reading and for following us regularly.