

# Adblock - A tool to completely remove ads from your browser, making web browsing faster.

Adblock is a tool that helps you completely remove ads on browsers such as Firefox, Google Chrome, Coc Coc, and Internet Explorer. Browser ads, including banners and pop-ups, are one of the causes of visual clutter and significantly affect browsing speed. Adblock will help you solve this problem.

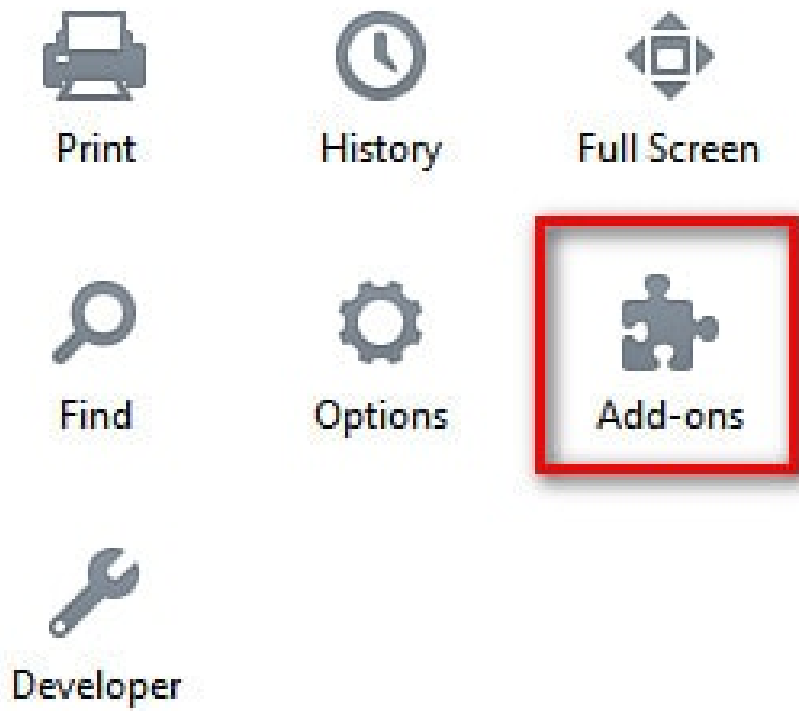
Sometimes, banner ads or pop-up ads on the internet can be distracting and intrusive while using your computer, especially since banner images consume bandwidth, slowing down website access. TipsMake will now guide you on how to completely remove these ads from your browsers using the Adblock extension . Let's get started!



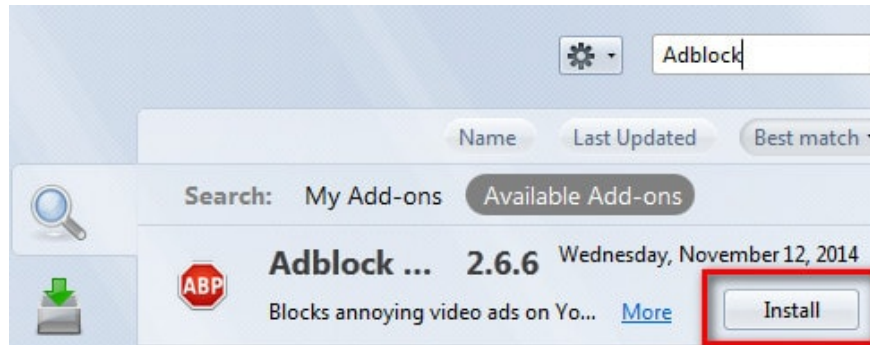
Completely remove ads from your browser with Adblock.

*Method 1:* Download **Adblock for Firefox**.

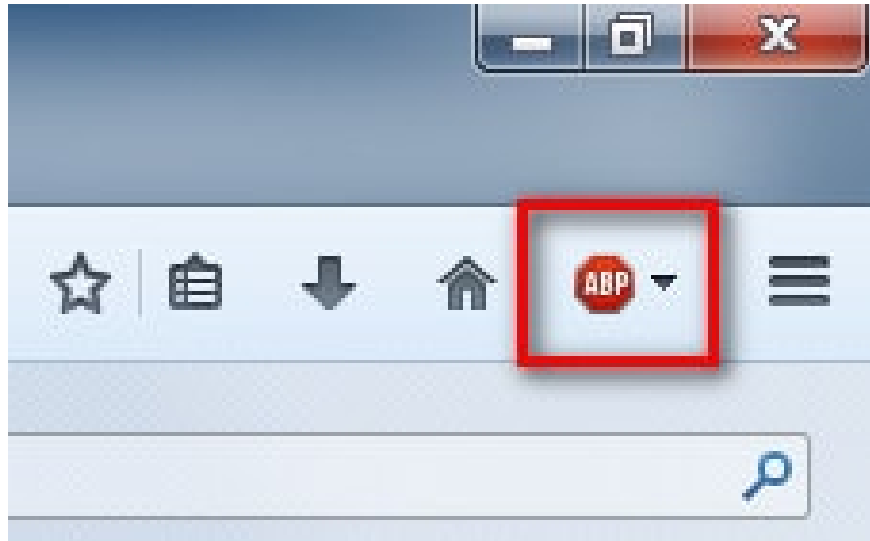
*Method 2:* Open Firefox, then go to **Settings --> Add-ons**.



Enter "Adblock" in the search bar and click **Install** to install.

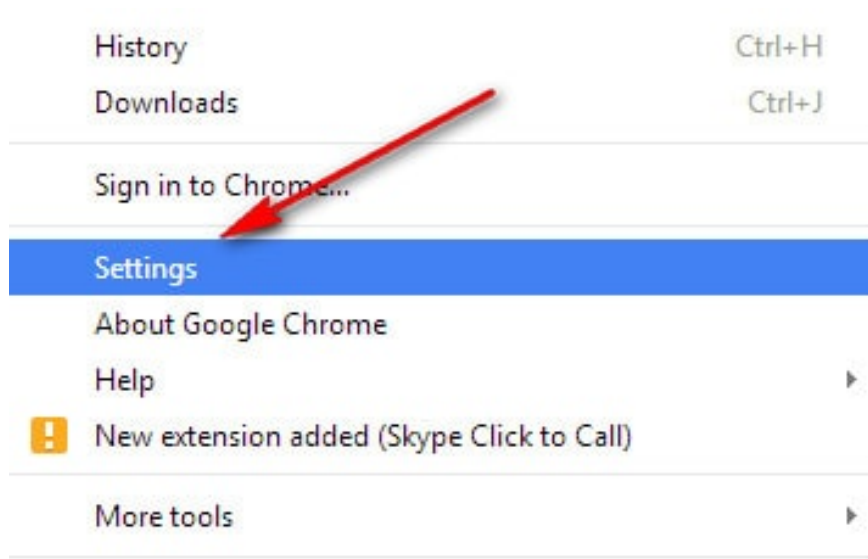


After successful installation, you will see the Adblock icon in Firefox.



*Method 1:* Download **Adblock for Chrome**.

*Method 2:* Open Google Chrome. Click on **Settings**.



In the **Extensions** tab , select **Get more extensions**.

## Chrome

History

Extensions

Settings

About

## Extensions

Permissions Options

Allow in incognito



### Application Launcher

Open Drive files directly  
applications installed on

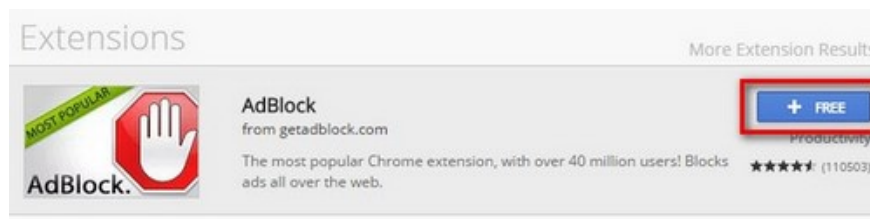
Permissions [Details](#)

Allow in incognito



[Get more extensions](#)

Enter the search term "Adblock" and click "Free" to install.

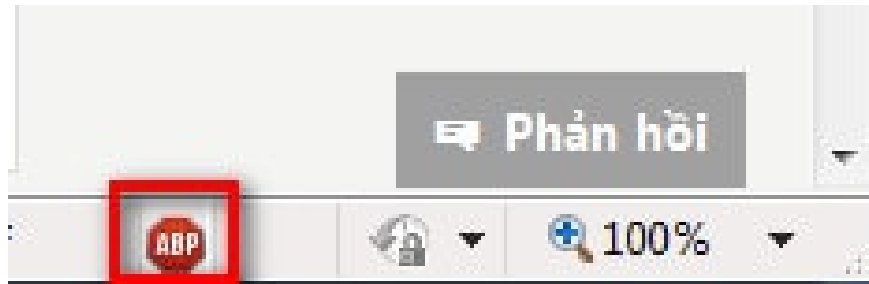


The result after successful installation on Chrome.



Download **Adblock for IE**.

Result after successful installation on IE.

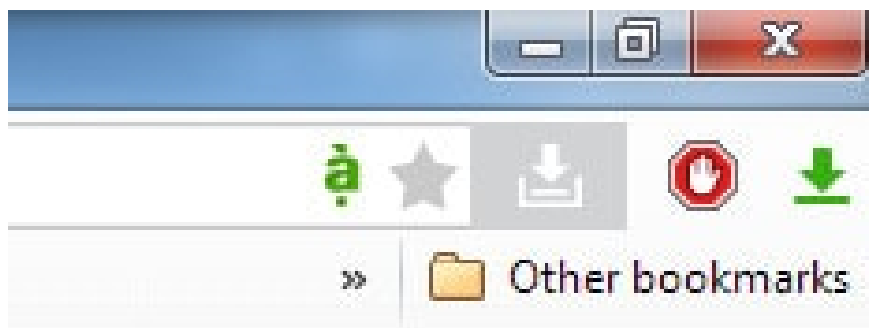


Download **Adblock for Opera**.

Result after successful installation on Opera.



You install it the same way as on the Google Chrome browser, and you will get the result shown in the image below.



And this is the final result when using Adblock ad-blocking software for browsers.

Before using Adblock ad-blocking software.

The screenshot shows the DAN TRI website with various advertisements. At the top, there is a search bar and navigation links for Fica, Blog, Du lịch, Mua bán, and Nhân. Below the search bar, there is a large banner for a cruise ship tour: "Tour 16/01/2015 DU THUYỀN 5 SAO GIÁ RẺ CHO MỌI NGƯỜI!". The main content area includes a news article titled "Thủ tướng đồng ý thành lập 3 Tổng ty thuộc VNPT" and another article about "Microsoft tổ chức sự kiện ngày 21/1 để giới thiệu Windows 10". On the right side, there is a large advertisement for the "INFINITI QX60 MỚI" with a "MUA NGAY" button.

After using Adblock ad-blocking software.

The screenshot shows the DAN TRI website after using Adblock. The advertisements have been removed, leaving only the news articles and navigation elements. The article "Thủ tướng đồng ý thành lập 3 Tổng ty thuộc VNPT" and "Microsoft tổ chức sự kiện ngày 21/1 để giới thiệu Windows 10" are still present. On the right side, there is a section titled "TIÊU ĐIỂM" (Highlights) with three items: "Đón năm mới 2015 với bộ sưu tập hình nền tuyệt đẹp", "Phó Thủ tướng chỉ đạo 'truy quét' tin nhắn rác, tin nhắn lừa đảo", and "Top 10 máy tính bảng mỏng đẹp nhất năm 2014".

With the instructions above, you can completely eliminate ads while browsing the web. Isn't that great? Download it and try it out! Alternatively, you can also use Adblock for Android to block ads on your Android phone, which is also very effective. Good luck!

You finished reading the article "**Adblock - A tool to completely remove ads from your browser, making web browsing faster.**" edited by the [TipsMake](#) team. We hope this article has provided you with many useful tech tips and tricks. You can search for similar articles on tips and guides. Thank you for reading and for following us regularly.

---