

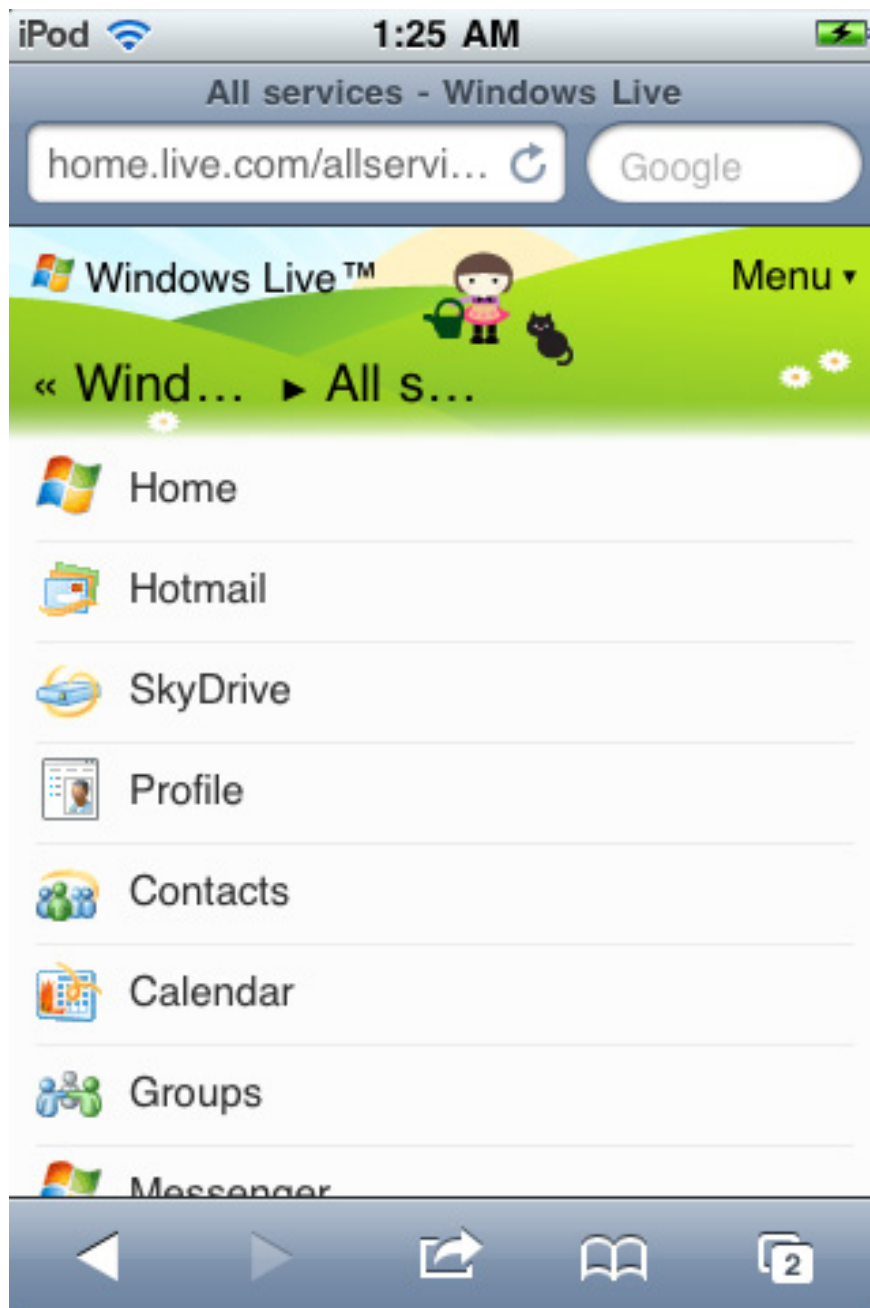
## Access SkyDrive from iPhone

While a lot of Microsoft Windows Live product lines received a lot of positive compliments from the user community, about the timely improvements and supplements in terms of technology, utilities and features. . But not all is possible, and one of the most difficult services is Windows Live SkyDrive ...

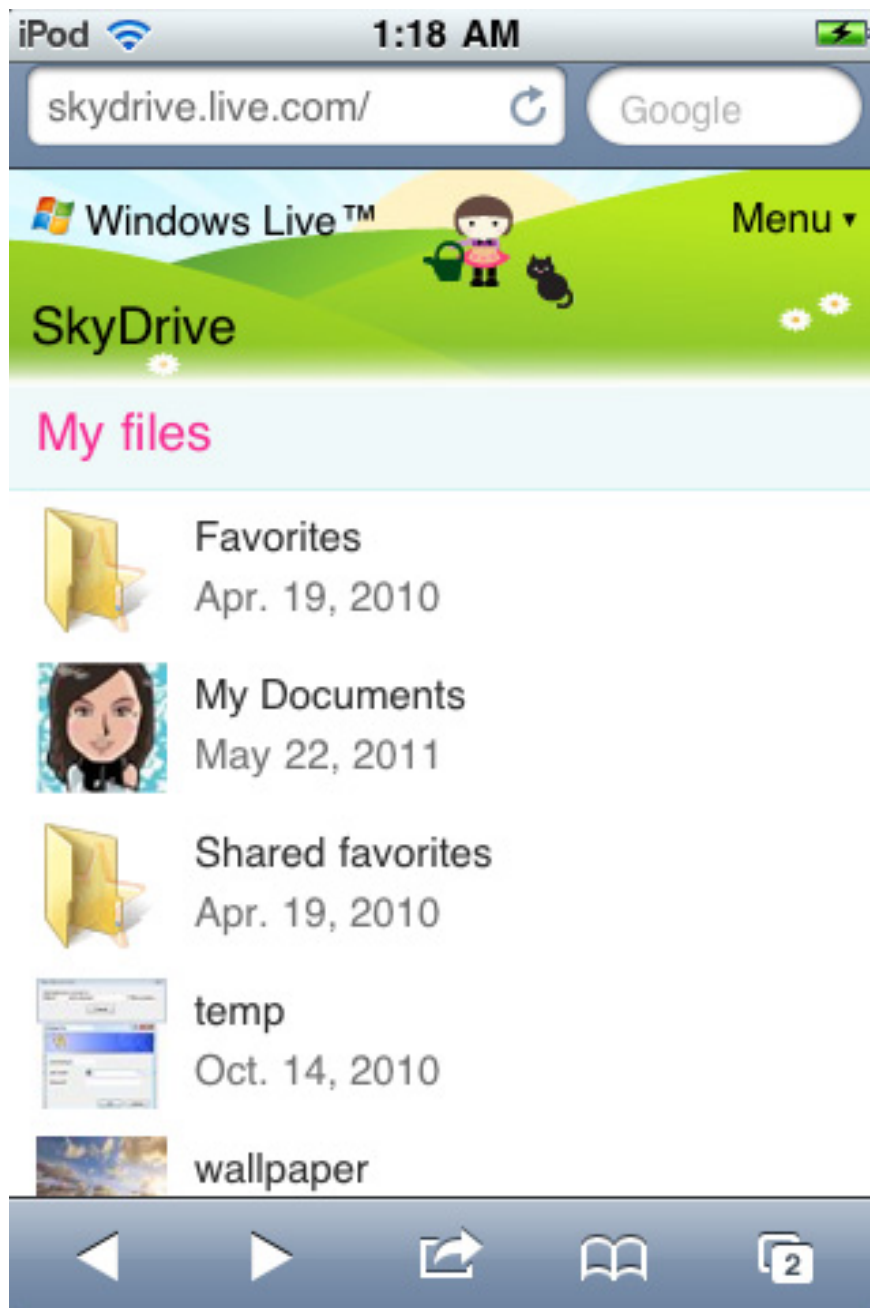
**TipsMake.com - While many of Windows Live product lines of Microsoft received many positive compliments from the user community, on the improvement and timely supplement in terms of technology, utilities and essential features. But not all is possible, and one of the most difficult services is Windows Live SkyDrive .**

In essence, **SkyDrive** offers users five times more free storage space than some popular services like **Dropbox** and **Box.net**, easily create, edit and share photo albums. But perhaps the most attractive feature for users is that they can create and edit text files, documents directly with Cloud-based **Web-based Apps** , uploading data to **Skydrive** from **Windows Explorer** via **WebDAV** . In this regard, SkyDrive not only works as an online storage and sharing service, for those who have smartphone devices and Wi-Fi connection, they will not need to use some way to back up data. usually via USB drive, external hard drive . anymore, all they need is SkyDrive. But so far, Microsoft has not officially announced support for **SkyDrive** applications for **Android** or **iOS** operating systems. In the following article, we will show you some basic steps to use **Windows Live SkyDrive** through some browsers like **Safari** on **iPhone** .

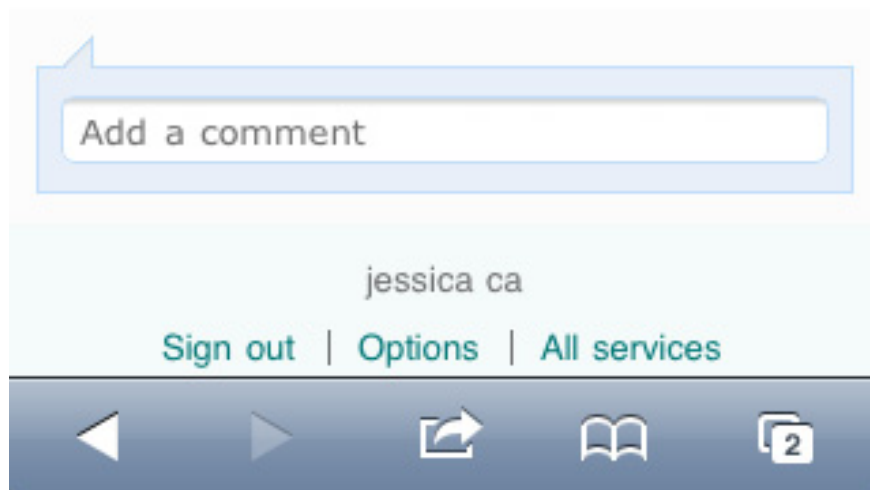
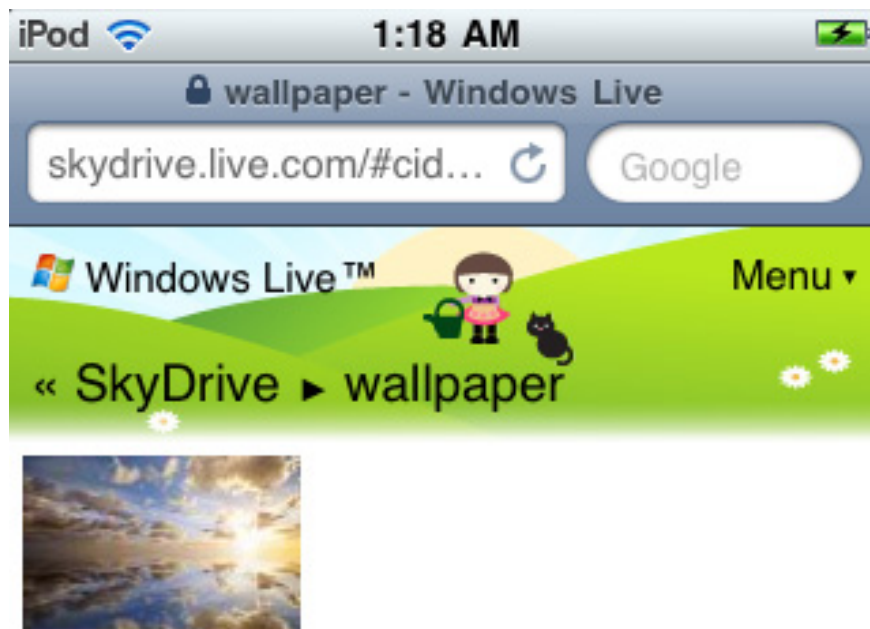
First, start your browser, type **live.com** address in the address bar and click **Go** . It seems that this website has been optimized for **Hotmail** services, you will immediately be redirected to **Hotmail Inbox** , then select **Menu** at the top right corner of the screen, where there will be links **SkyDrive's** among other services:



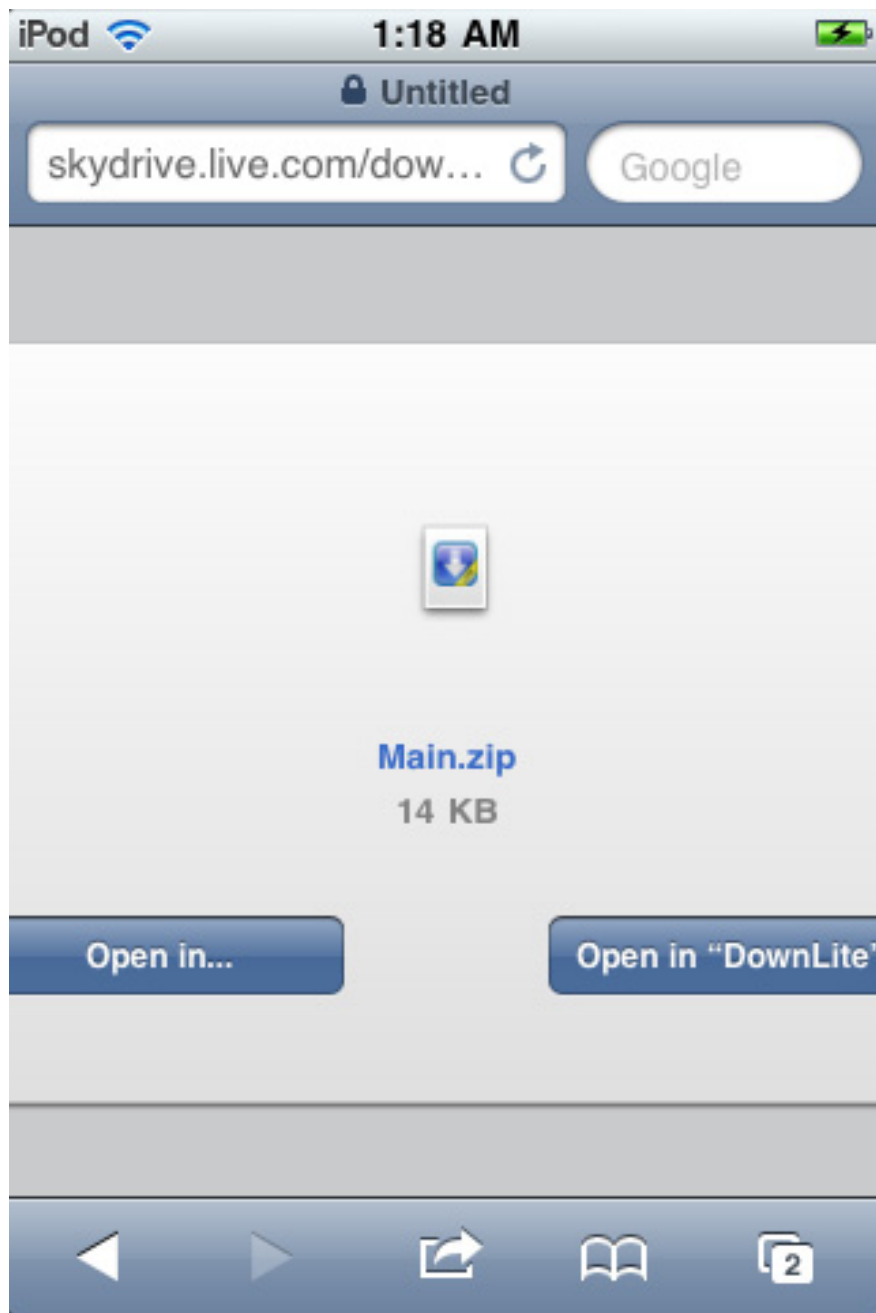
Here, we will see all the data of the account, sorted by folder:



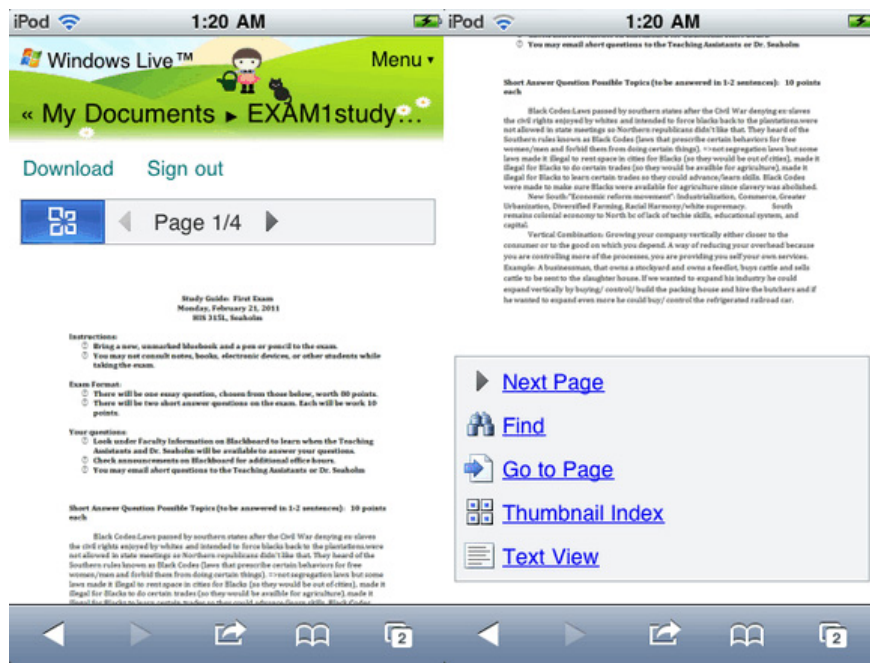
When selecting any folder, the system will display via **thumbnail** mode:




For some other file formats, such as **OneNote** , the **SkyDrive** system will compress the file and users only need to download the compressed file. Below is the **Main** memo file for **OneNote** if you want to download:



As for **Office** text files, you can easily view the content of these files, similar to when downloaded to the system with simple operations such as: viewing in thumbnail mode, forwarding between multiple pages. different, or only display text content:



With some other files like **PDF** , you can open them with many different support applications:



These are some of the basic features in the mobile version of **SkyDrive** service. In some cases, the process of downloading <http://skydrive.live.com/> will display a blank page, and if you encounter such a situation, just go back to **live.com** , then do it again. is fixable. Good luck!

You finished reading the article "**Access SkyDrive from iPhone**" edited by the [TipsMake](#) team. We hope this article has provided you with many useful tech tips and tricks. You can search for similar articles on tips and guides. Thank you for reading and for following us regularly.