

# A guide to building an effective Truth Arena Devil squad

Some ways to build the Devil's Truth Arena and how to equip the Devil squad

Currently the Devil race is one of the races in the Truth Arena. Previously, this clan was not much used in the version of Truth Arena 9.13 before.

In order to build the most effective Devil squad in the League of Truth League, players need different elements, important for dignity. In the article below are some Devilish teams you can apply in the Truth Arena.

1. How to get 20 Gold in a round to complete the Truth Arena mission
2. Top equipped in String Lose the Truth Arena that users should use
3. Factors used to eliminate players' blood in the Truth Arena

## Some ways to build the most effective Truth Arena Devil team

### Early stage of battle



The most common is still using a 2-star hero to fight, strong races in the early stages that you can choose depending on your dignity, Nobility, Assassin or Wild. The first phase is mostly money, so keep as much gold as possible.

There are two ways that you can go: win and lose. However, winning series will require quite a lot of dignity, so choosing the loser is the best. If you have selected the winning series, then you should pair the equipment so as to make sure the ability to win.

Some noted:

Buy Elise, Morgana, Varus and Aatrox when these generals appear  
Should raise Elise to 3 stars if the dignity is good

Equipment should have:

1. Ionic Spark (Silver Robe + Oversized Stick)
2. Iron Solari (Mesh Armor + Oversized Stick)
3. Electric knife Statikk (Death Tears + Wooden Bow)

## Mid-game period



After a period of suffering to keep your money, try to reach level 6 as soon as possible and start spreading the money you have. The time when you need to spend a lot of money is when there is a winning sequence or when you are near death.

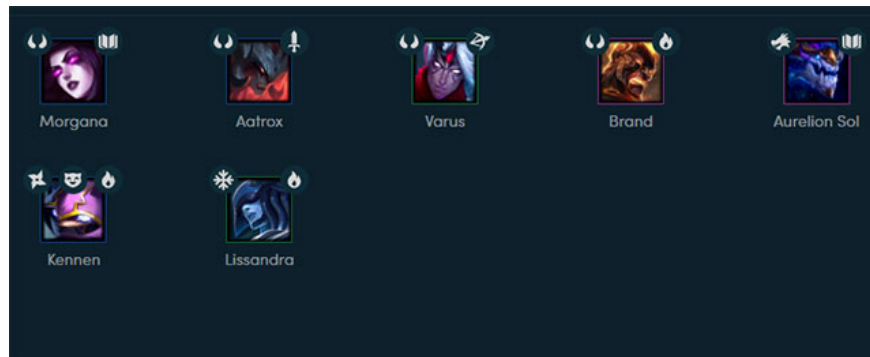
The goal is to get the main heroes like Varus, Aatrox, Morgana to gain 2 stars as soon as possible in this period. If you get 3 stars, the better. When you feel your squad is good enough, keep your money to level 7, then complete your lineup.

On a side note, how to try to get yourself a gold shovel when you go to the market, then pair Yuumi for Aatrox or Varus. If both of them gain 2 stars and own a certain amount of equipment, it will be very difficult for you to be defeated during this period.

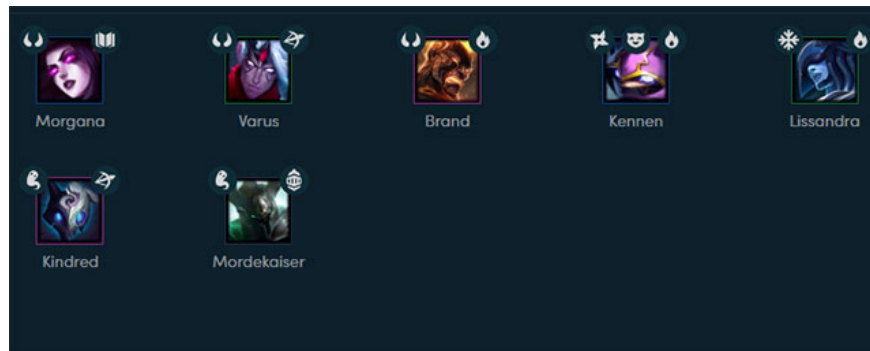
## The end of the game

In this stage, the most important thing is that you have to get to level 7, while the necessary generals must be "promoted" to 2 stars. Use your money to complete your formation and keep your blood, defeat opponents. Here are some of the roster you can combine with the Devil.

**Devil squad + Element + Wizard with Yuumi for Aatrox or for Varus**

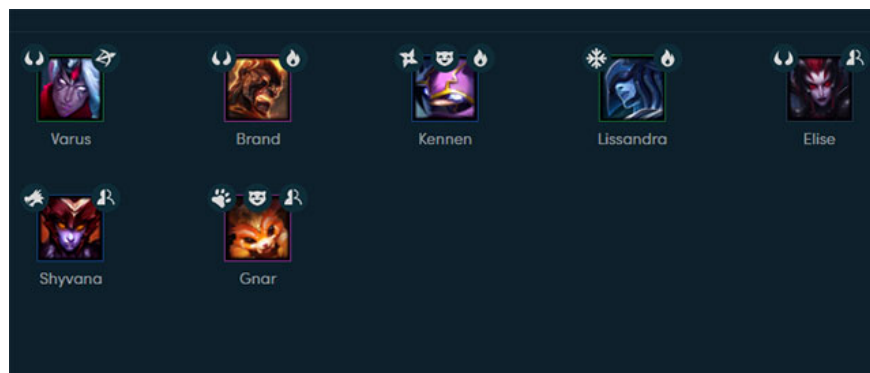


### Devil squad + Archer + Elemental Master + Ma



Including Devil + 2 Archers (Kindred + Varus) + 3 Elemental + 2 Ma (Kindred + Mordekaiser or Kindred + Karthus) with Darkin for Kindred. This is a line that you should consider if Aatrox doesn't get 2 stars in the case.

### Devil squad + 3 Elements + Image



In general, if your deck has a 2-star Devil's "phantom", it is highly likely that you will be in the TOP 4.

Some suggestions on how to pair equipment:

1. **Varus:** Electric Knife, Ionic Spark, Yuumi
2. **Aatrox:** Swipe the Dragon, Ma Song Song Sword, Yuumi
3. **Morgana:** Iron Solari, Devil's Letter Morello
4. **Kennen:** The Devil's Letter Morello

Here are some guidelines for building the Devil Arena Truth. It is important that you need to match the right items for your team and whether to use the right money at the right place.

You finished reading the article "**A guide to building an effective Truth Arena Devil squad**" edited by the [TipsMake](#) team. We hope this article has provided you with many useful tech tips and tricks. You can search for similar articles on tips and guides. Thank you for reading and for following us regularly.

---