

9 ways to help improve Google+

Here are 10 extensions that provide useful and very interesting improvements to the searcher's giant social networking site Google.

TipsMake.com - **Google+ has made an impressive debut with more than 25 million registered users. Of course, there are still patches and features that need to be applied just before the vendor has an official release, but some Google + users have improved their experience using the new social network. with extensions for Chrome browser.** Here are 10 extensions that provide useful and very interesting improvements to the searcher's giant social networking site Google.

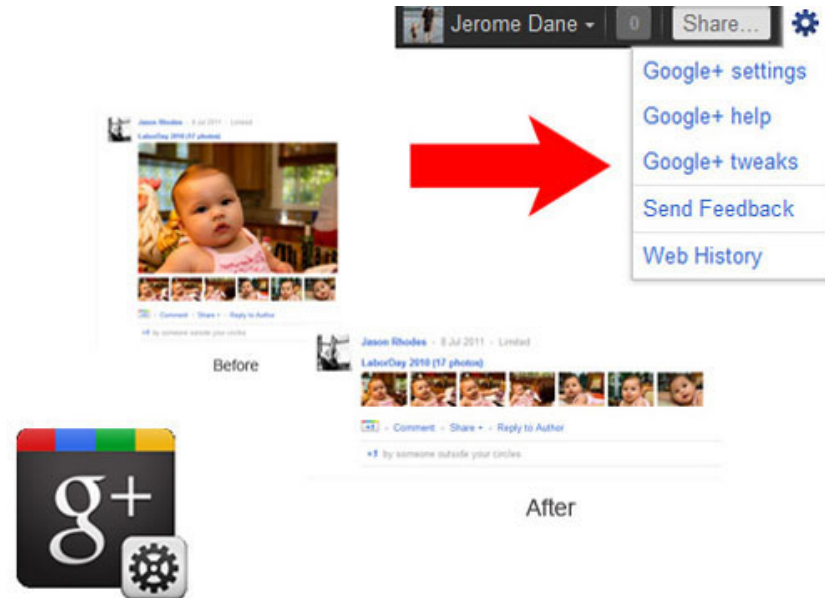


Google+ Manager

Google+ Manager will add a set of shortcuts that can help users quickly access Google+ functions. It also adds an icon to the right of the username on the black Google Bar. Click on it, a menu will open with 10 items (eg Home, Profile, Photos, Circles, .) that will lead you to the corresponding items of your Google+ account. This is really handy when you use another Google service, such as Gmail or Google Docs, where Google Bar appears with the top browser window. From there, users can quickly jump to a certain section of Google+. Do you have an article in Stream written in languages ??you don't understand? Google+ Manager adds each article with a 'Translate' option, which translates text into another language. Google+ Manager also has a Firefox add-on version.

Google+ Tweaks

Google+ Tweaks adjusts the structure of Google+ to make it more neat. It automatically adjusts the main page size of Google+ to stretch the entire width of the Chrome browser window, with posts taking up most of the space.



Along with other features, the feature that we are most interested in is the ability to preview photos - move the cursor over the thumbnail, and the image will be displayed with a larger size. Google+ Tweaks also 'squeezes' all photos in the photo album that have been uploaded to Stream that appear as thumbnails, to reduce the amount of space they occupy.

Google+ Ultimate

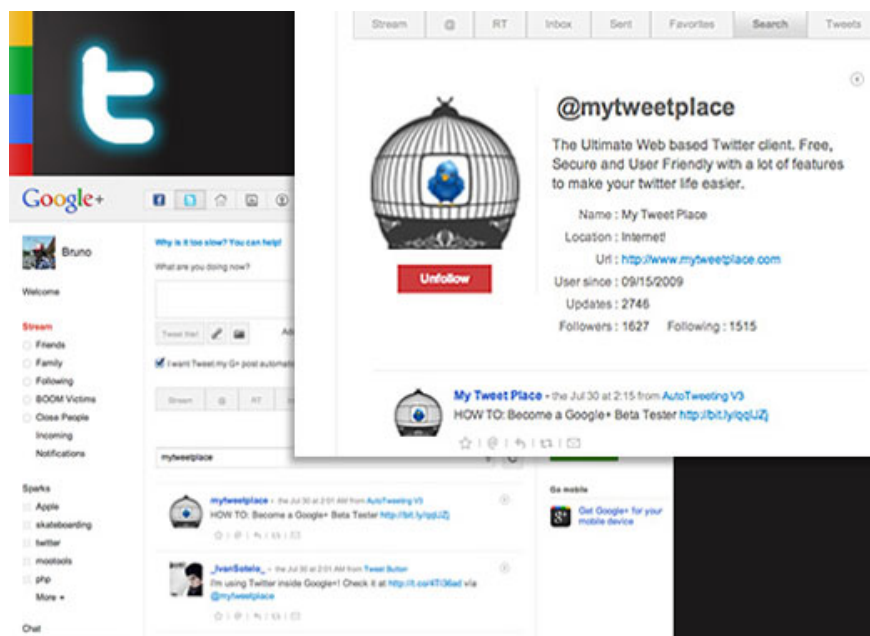
If you think that Google+'s main page design has too many spaces and makes reading difficult, this extension will help solve the problem. It will put the left and right lines in light gray to help the center postings look clearer. In addition, posts will be separated from each other, with a separate frame. This add-on also adds some minor edits to improve user navigation. One of them is the ability to rearrange posts in the format of columns next to each other. Surely users will enjoy the way Google+ Ultimate repositioned and attached 4 main function buttons of Google+ (Home, Photos, Profile, Circles) to the Google Bar bar.

G + me

This extension does the right job: it will break all posts in Stream so you only see the title of each post, a few from the beginning of the first sentence. Along with that, there is also a small red box with a fairly compact red dialog box that displays the number of comments this article has. Click on the list you want to read, and it will expand to display the entire article. G + me is very useful if you want to flip through the posts before deciding which one to read.

G + Tweet

G + Tweet is the application that is attached to the middle column, on Stream the posts. This is an official app for Twitter, allowing users to use it to Tweet and re-upload Tweets to Google+ Circles. You can also follow Twitter's schedule, send and receive messages on your Twitter account, and even share photos via TwitPic.



Start Google Plus

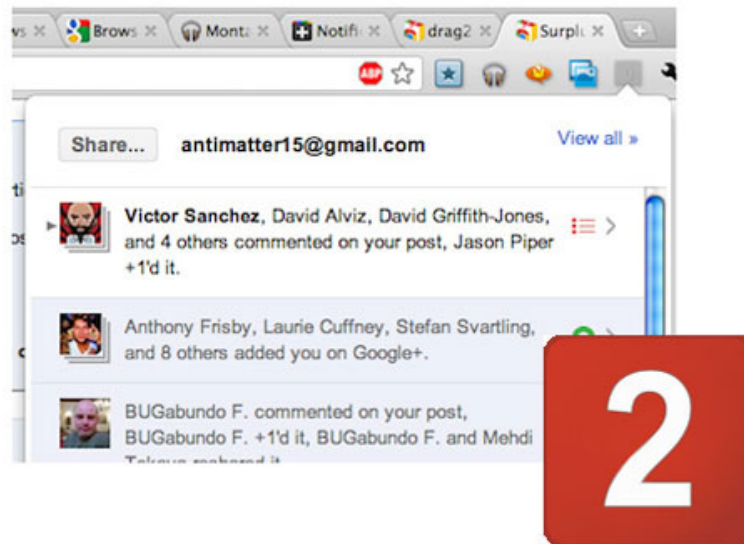
Start Google Plus also has an extension for Safari and an add-on for Firefox. It is for those who still cannot forget Facebook. Start Google Plus attaches Facebook wall to Google+ Stream. From there, postings of Facebook friends will be displayed with people in Google+ Circles. You can even 'like' your Facebook friends' posts and post on Facebook wall from Google+ Stream with Start Google Plus.

Styling

If you're still not satisfied with Google+'s display, Styling will allow for more in-depth editing of Google+'s design aspect. With it, you have the ability to change the background and font color of items in the main page, choose to hide Google+ items and functions as well as 'grooming' the outlines of the columns.

Surplus

Surplus adds itself as a browser button right next to the Chrome URL window. Click it and you will see a pop-up window that displays posts in the Stream. Users can create a new post, comment directly from within the pop-up. Surplus will open a notification window whenever someone replies to your post or add you to their Circle, along with a reminder sound. Users also have the ability to switch between Google+ accounts. So, when Surplus is installed, users do not need to regularly access the Google+ main page.



Usability Boost

Similar to Google+ Ultimate, Usability Boost will modify Google+'s main page structure by setting the background color for all items to light gray, except for Stream posts. This will help the postings be clearly separated as well as close them to the frames. This extension does not give you the same extra functionality as Google+ Ultimate. However, if all you need is to improve the interface of Google+ and don't want to 'get your hands on' customization like Styling, Usability Boost is definitely the easiest, less complicated way you should use. .

You finished reading the article "**9 ways to help improve Google+**" edited by the [TipsMake](#) team. We hope this article has provided you with many useful tech tips and tricks. You can search for similar articles on tips and guides. Thank you for reading and for following us regularly.