

9 customizable 'power' tools Windows 10 (sequel)

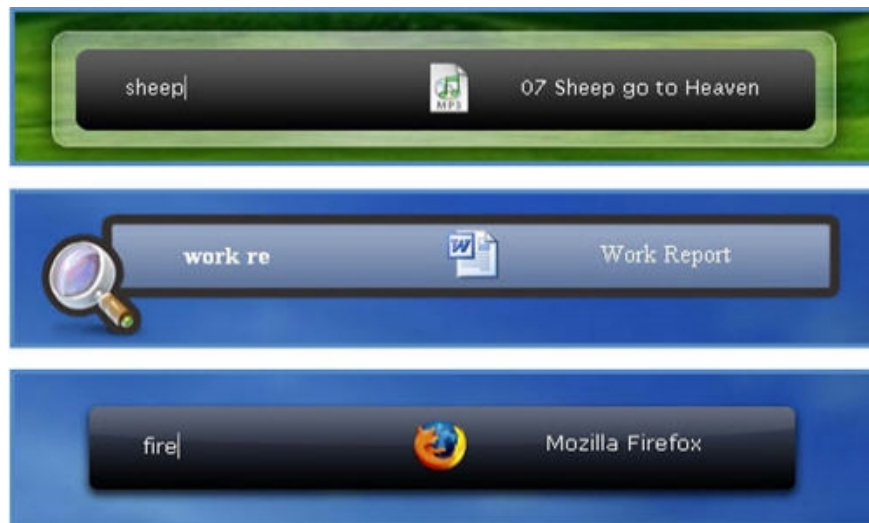
Windows 10 is an excellent operating system and has now become one of the best operating systems. Usually, a person spends 6 to 8 hours a day working on a computer for many different purposes. So it's time to customize your Windows 10 operating system to your liking with the most powerful '10' Windows 10 customization tools. Let's explore it together.

1. Refresh the Windows 10 interface with 8 customizable tools

Windows 10 is an excellent operating system and has now become one of the best operating systems. Usually, a person spends 6 to 8 hours a day working on a computer for many different purposes. So it's time to customize your Windows 10 operating system to your liking with the most powerful '10' Windows 10 customization tools. Let's explore it together.

Note : These tools change the system settings, so wrong operation may cause problems with your operating system.

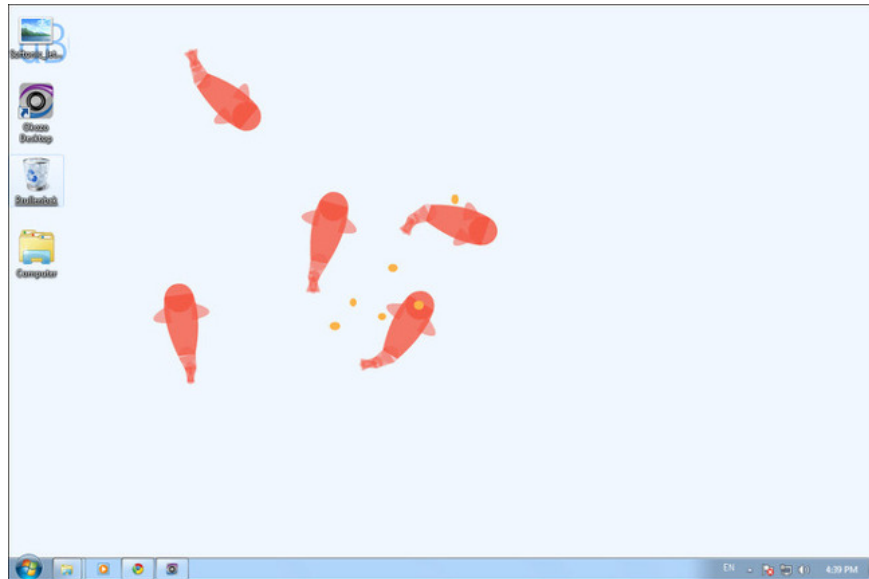
1 Launchy



Launchy is a free multi-platform utility designed to help you "forget" the start menu, the desktop icon, and even the file manager. Launchy specifies the start menu programs and can launch documents, project files, folders and bookmarks with a few keystrokes. Pressing **ALT + SPACE** will immediately activate the launchy and search for any program or folder.

Download - [Launchy](#)

2 Okozo Desktop



Okozo is a website that allows you to download a series of animated wallpapers. Beautiful wallpapers and can help you customize Windows. You can download live wallpaper time, play music or perform many other tasks.

Download - Okozo Desktop

3 Rainmeter

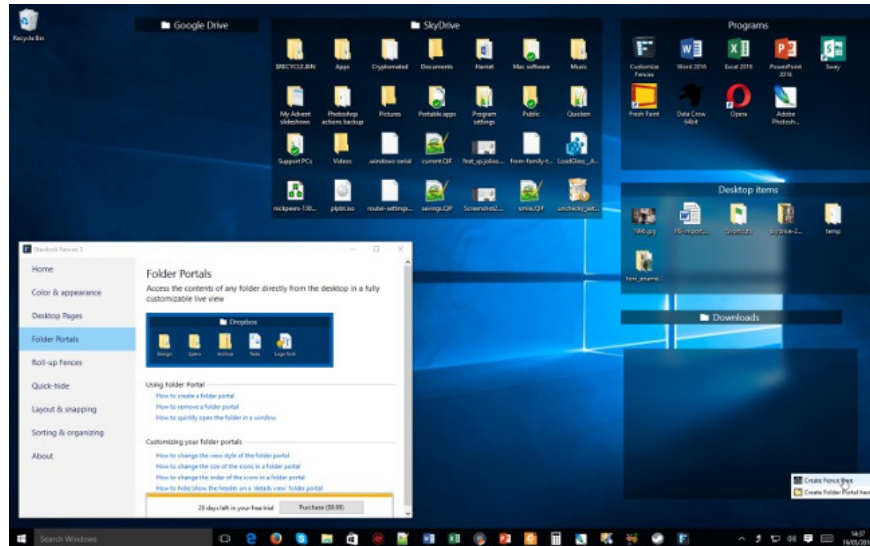


Rainmeter displays customizable interfaces like memory and battery, RSS feeds and weather forecasts right on your screen. Many interfaces even have the function: record notes and to-do lists, launch favorite applications and control multimedia players - all in a clean interface and unobtrusive. You can rearrange and customize to your liking. Rainmeter has two functions, both an application and a tool. With this application you are limited only by your imagination and creativity.

Download - Rainmeter

1. 3 steps to arrange desktop screen with Rainmeter

4 Fences

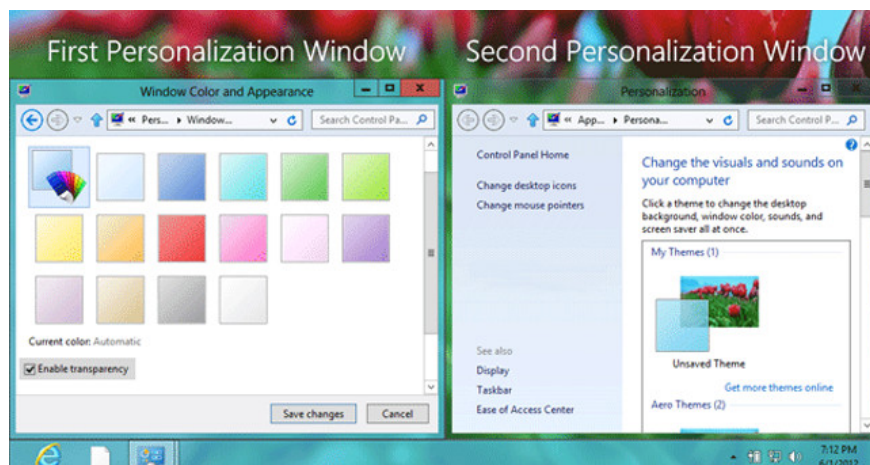


Fences are very similar to Android's group feature. As we know, Android offers the ability to group applications and folders on the home screen for easy access. Fences also work similarly, it helps you create application groups and folders on your computer. You can even customize groups created on the screen with different icons. This application is great for users of many software on computers.

Download - Fences

1. Manage more compact Desktop monitors with Fences

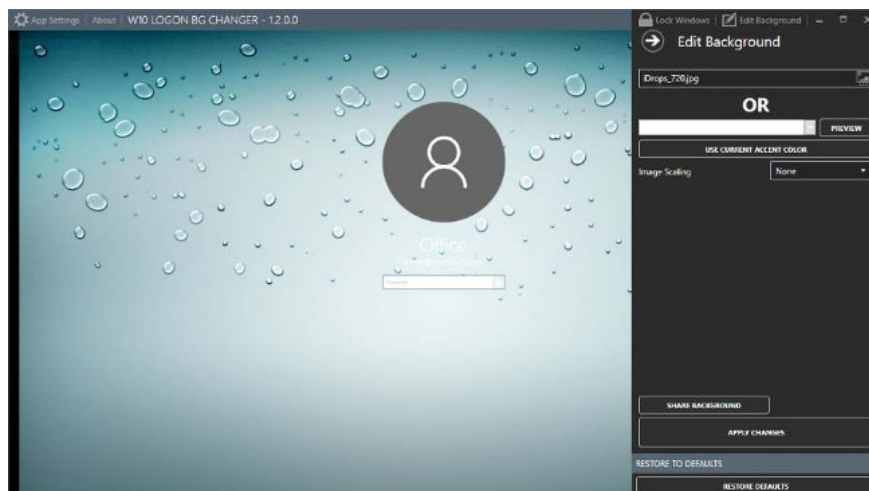
5 Aero Glass



If you like the transparency effect available on Windows 7, 8 and 8.1, then you'll love this tool. However, this Aero glass transparent effect is not available on Windows 10, so this tool will help you bring Aero glass back to Windows with blur effect.

Download - Aero Glass

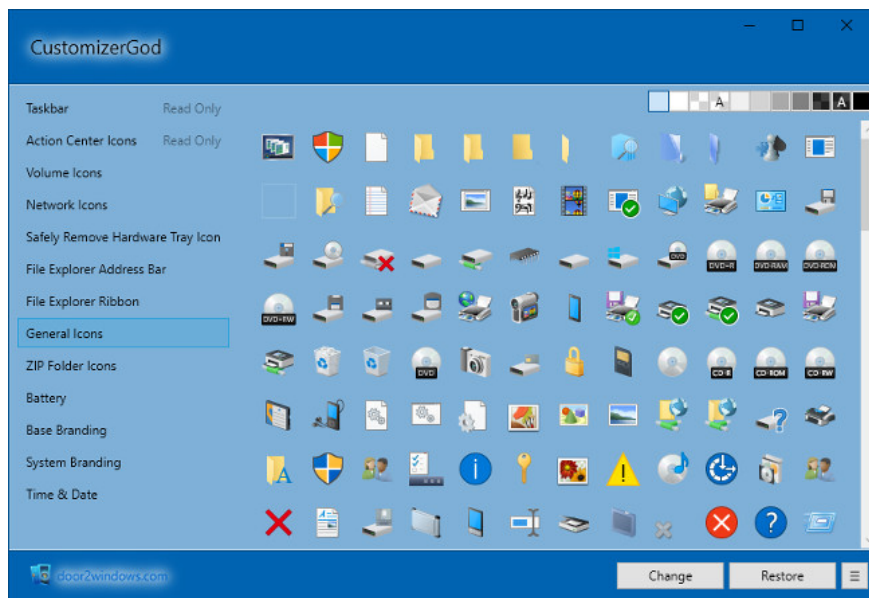
6 Login Screen Background Changer



If you don't like the default login screen, you'll love this tool. This tool allows you to place a custom image of your own as the login screen. This tool is completely free and will help you replace the default login screen.

Download - Login Screen Background Changer


7 CustomizerGod



This is a great tool that allows you to customize your Windows 10 desktop. You can customize almost everything with this mini tool like 'transform' the start button, edit any photo source. .

Download - CustomizerGod

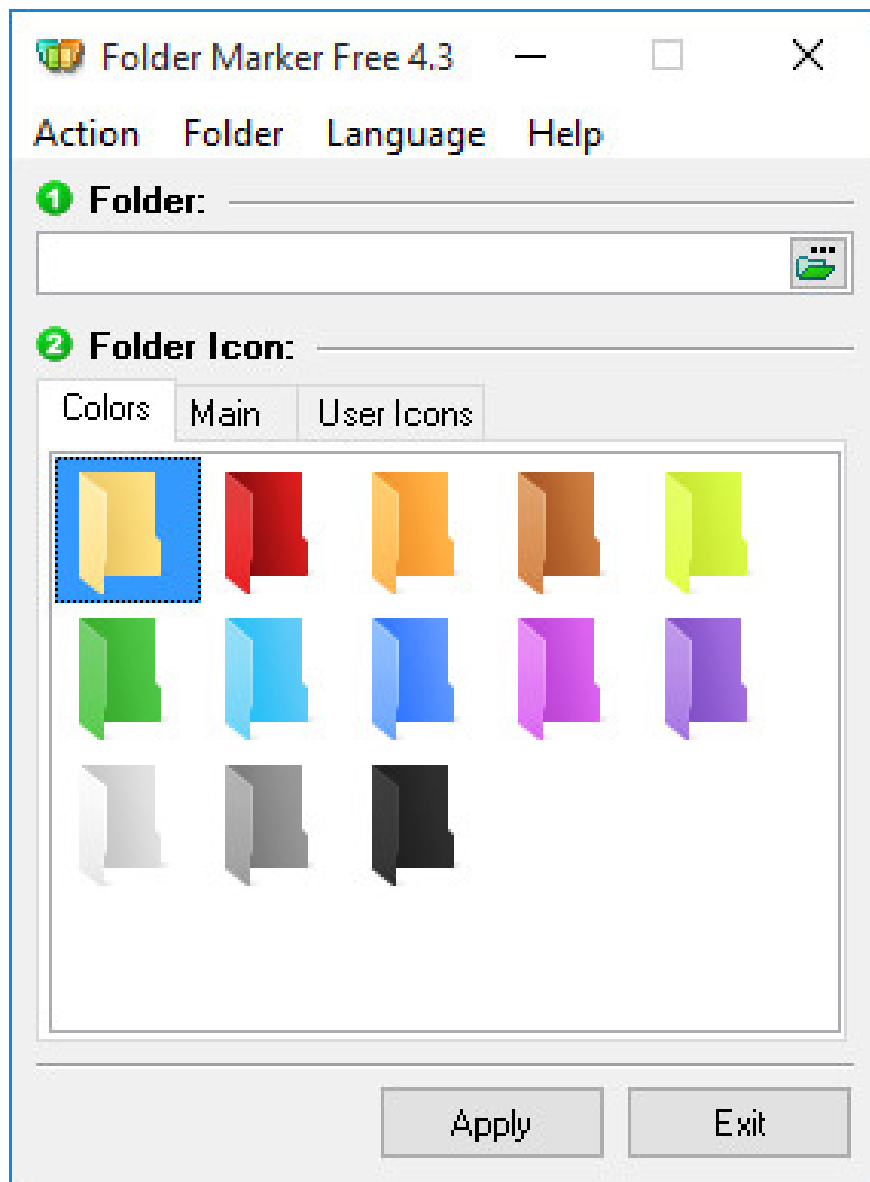
8 TileCreator



This is a great tool that you can download from the Microsoft store. This tool is very useful when you want to change the 'external appearance' of tile tiles on the Start menu. It also allows you to customize the text, background color and images of any application tile tile.

Download - TileCreator

9 Folder Marker



This tool allows you to add colors to the Windows folder. Users only need to install the tool and then right-click on any folder to 'beautify' the icon. This tool can assign icons to a folder from ICO, ICL, EXE, DLL, CPL or BMP file formats.

Download - Folder Marker

1. Organize folders of Windows by color

These are the best tools to customize Windows 10. With these tools, you can easily customize Windows 10 and have a better user interface. So don't hesitate to try all these tools. Hope you like these tools, keep sharing with others too.

You finished reading the article "**9 customizable 'power' tools Windows 10 (sequel)**" edited by the [TipsMake](#) team. We hope this article has provided you with many useful tech tips and tricks. You can search for similar articles on tips and guides. Thank you for reading and for following us regularly.