

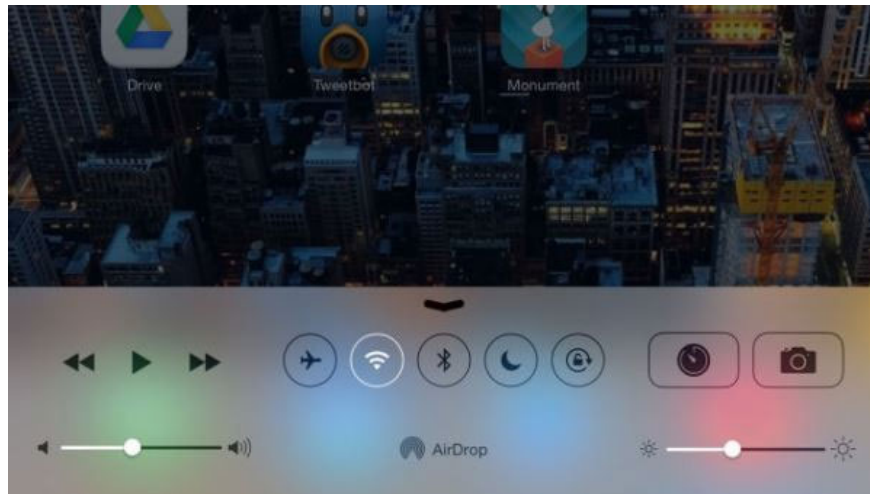
# 8 unexpected uses of airplane mode on smartphones

Because airline agencies are loosening regulations on phone use, Airplane Mode may soon become excessive.

Airplane mode - English name Airplane Mode is the mode to turn off all phone connections with external devices. At that time, your phone will temporarily not use the services: calling, texting, FM radio, network connection, Bluetooth . The reason is called machine mode because when flying, airlines require you to turn off the functions like the phone. Doing so to avoid external impacts on aircraft such as set, electromagnetic interference .

Not only on airplanes, Airplane Mode also has 8 interesting uses.

## 1. Save battery



Suppose that you will definitely have an important call at the end of the day. When charging is impossible ( *forget to charge your phone, on a trip .* ), how will you make sure your phone has battery?

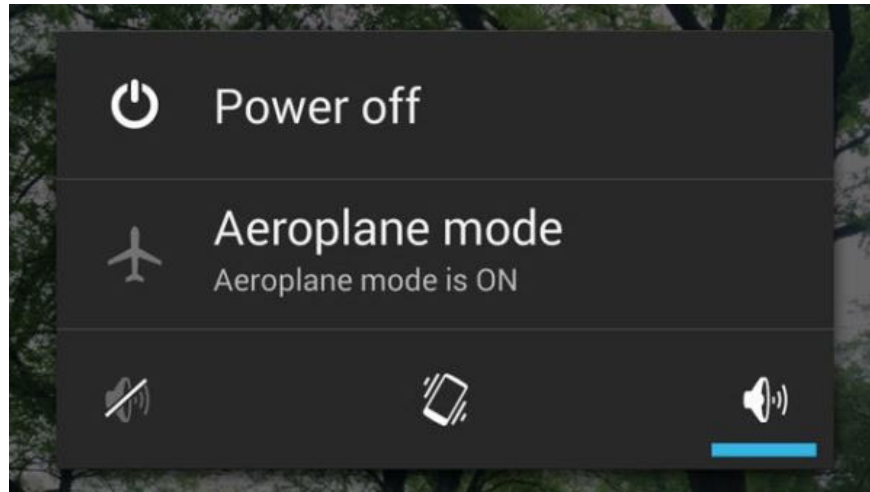
The answer is to switch to Flight Mode. It will turn off all connections and unnecessary tasks. You can turn off your phone completely, but Flight Mode allows you to take photos, read files and check some date and time information .

In Airplane Mode, you can turn on the Wi-Fi connection to keep in touch through Internet-enabled applications and still save more battery power than when you have your phone running normally.

In case you go into an area without weak waves / waves, activating Flight Mode is very useful. When no flickering waves or waves are detected, the smartphone will have to increase the power of the communication

components to try to detect the phone wave. This causes the battery life to deteriorate very quickly. If you are going to go to remote countryside or spend the day in the basement, switch your phone to Airplane Mode to avoid wasting battery power.

## 2. Increase charging speed



You just have a little time to stop at the cafe before continuing your journey? Each minute of charging time will be very precious, and often during these break moments, you will not need to go to your smartphone. Users do not need mobile connectivity, Wi-Fi, Bluetooth, GPS ., so turning on Flight Mode will be a reasonable choice. Your device's battery will be charged faster when the phone is in Flight Mode.

In fact, increasing the charging speed and saving battery power are two benefits that come together. In cases where you need to optimize the amount of battery obtained during a limited time of charging, switch your device to Flight Mode.

## 3. Limit distractions

If you are too easy on yourself, smartphone *addiction* can adversely affect your work and relationships. Too many notifications from Facebook or too many iMessage messages can interrupt your work. For some people, non-stop email notifications can spoil great holidays on the beach. You have many ways to limit the impact of smartphones on your life, but using Flight Mode is the best option.



There are 3 reasons why you should set your phone to Flight Mode when you need to concentrate or rest completely. First, the application features and connections will be turned off with just one click, and therefore will be very convenient, less time consuming. Next, placing the phone in Airplane Mode will ensure that you can't " *scratch your hand* " to open the phone as if turning the screen upside down or setting it silent. Finally, placing the phone in Flight Mode still allows you to perform important tasks in the meeting room ( *such as photo shows* ) through the necessary applications.

Because Flight Mode will turn off both calls and messages, you should not set this mode for too long. But, in an important meeting or during your first meeting with " *her* ", try turning on Flight Mode and enjoy the experience of immersing yourself in the surrounding life. At night, turning on Flight Mode will also help you avoid being bothered by calls and messages. The alarm feature will still work normally, preventing you from getting too late the next day.

You can also turn on Airplane Mode for your tablet if " *escape* " *time is required* from mobile devices. With the ability to save battery power and reduce noise from smartphones / tablets, it is clear that Flight Mode is not just for continuous hours of flight.


#### **4. Save money when traveling abroad**



If you travel or work abroad, you should leave your phone in flight mode if you do not want to lose money unfairly, because when you go to a certain country, your phone will automatically switch to roaming mode - relay from that country's network. This roaming mode is quite handy, but it will cost your account a huge cost when answering the phone or SMS.

So, the best solution when traveling abroad is to buy a SIM card in the country you travel to use, or another way that is simpler and more economical is to turn on Airplane mode. Mode up so that the device does not have to detect waves and roaming anymore. Of course, when using a smartphone in this mode, you will not receive a message or phone, you can only surf Facebook and message your friends via Wi-Fi.

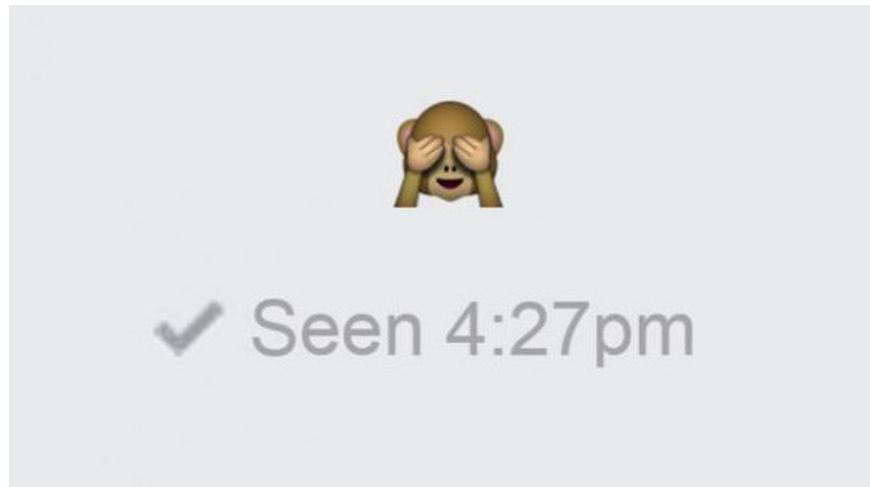
## **5. Fix mobile wave errors**



If your phone suddenly fails to know why, what will you do? Certainly the first option many people choose is to shut down and restart. This way is also a good way to fix wave loss, but there is a much simpler and quicker method of processing, which is to turn off the airplane icon to reset the mobile wave.

With this method, you can also apply when your 3G wave is suddenly frozen, just turn on Airplane Mode, then wait a few seconds and turn off this mode to work properly again.

## 6. Read the message but leave no trace



We sometimes have very busy days, but our friends keep texting so we can't read it, but after reading it, Facebook says "Watched", but without responding, it doesn't. nice, people will think you despise people or be cool .

There is a great way to save you in this case without having to download any application, just need to turn Airplane Mode on, then you can go to the Messenger application to read the message and The sender will never know that you read the chat. In addition, this trick also gives you more time to think carefully before replying and avoid being friends or people who are responsible for "seeing" for too long.

## 7. Safer when giving phones to use by children



Young children often like to borrow phones to play games or watch cartoons, but during the process of using them, they will accidentally press the wrong call for someone, this time will be very annoying. To prevent this from happening, before using your phone, you should turn Airplane Mode on to avoid unnecessary inconveniences.

## 8. Play the game without being bothered



It would be annoying if you were playing a game and came to the climax like meeting the last boss whose phone rang for Facebook messages or anyone calling. At this time, the dialogs that appear on the screen will make you more irritated if you miss the battle. In order to avoid these unfortunate situations, it is best to turn Airplane Mode on to avoid being bothered while playing a game.

See more:

1. Interesting tips when using smartphones everyone should know
2. 11 eye protection tips when using the phone
3. 8 tips for maximum battery saving for your phone

You finished reading the article "**8 unexpected uses of airplane mode on smartphones**" edited by the [TipsMake](#) team. We hope this article has provided you with many useful tech tips and tricks. You can search for similar articles on tips and guides. Thank you for reading and for following us regularly.