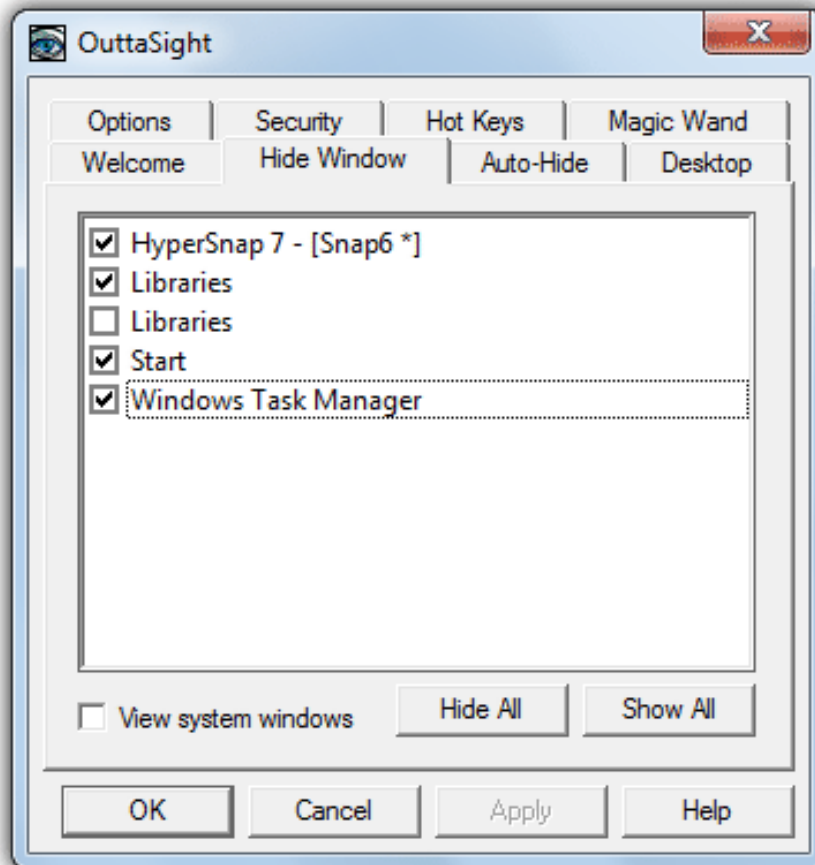


8 tools to hide programs running on Taskbar or Traybar

If you want to hide a program or application running on the Taskbar for some reason, you don't know how. The network administrator will introduce you to 8 useful tools to help you hide the program in the Taskbar.

The Taskbar bar (taskbar) on **Windows** system is quite important and convenient to access the **Start Menu** or other applications on the computer. If you want to hide a program or an application running on the **Taskbar** for some reason, you don't know how. The following article will introduce you to 8 tools to help you hide the running program on the **Taskbar**.

1. OuttaSight



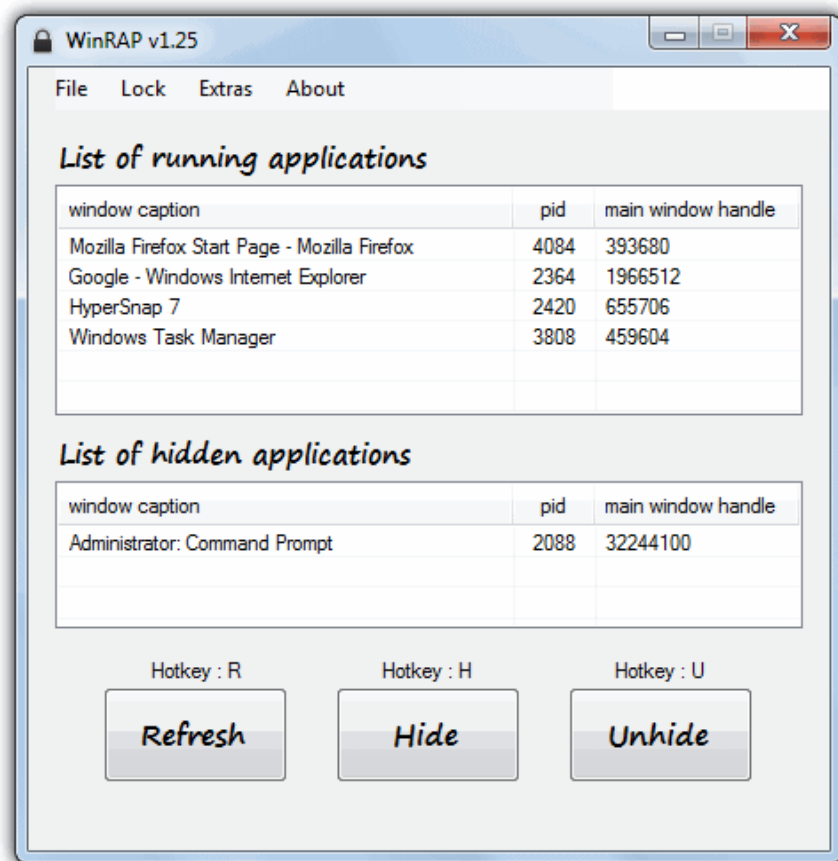
OuttaSight is a very old tool, and will have some extra functions such as **hiding tray** and **Start button** that does not work with the new operating system, but functions such as window hide still work fine.

OuttaSight contains **Magic Wand** option - this option allows you to drag a window to hide it without even new programs.

In addition, **OuttaSight** also has many other useful options such as completely hiding itself for the average user, hiding windows based on the program file name and password protection lock to prevent windows from being **unhidden** or the installation window is accessed.

Note : OuttaSight only runs on previous Windows XP versions

2. WinRAP



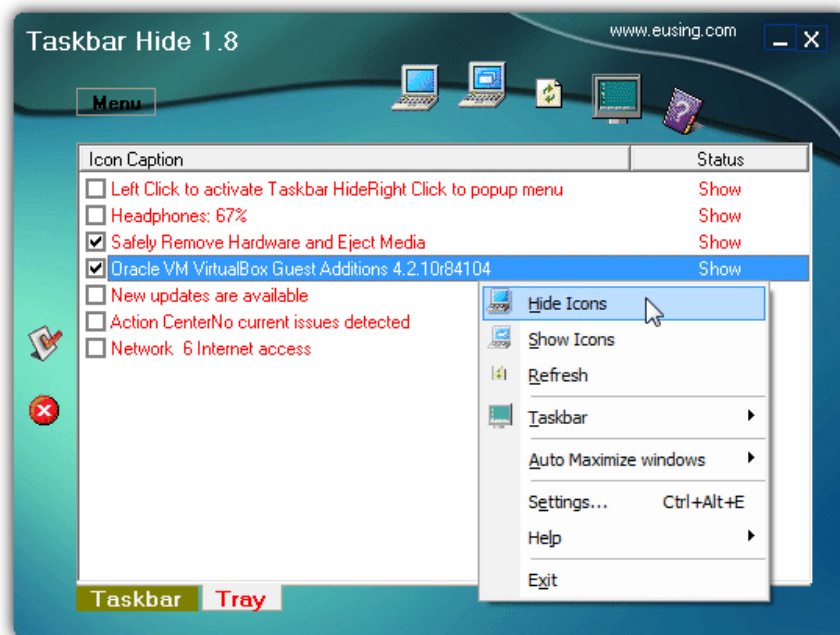
WinRAP or short for **Windows Running Applications Protector** is one of those programs that allows you to hide running programs and only allow you to unhidden by entering the correct password.

In addition to hidden programs, **WinRAP** can be minimized on Taskbar (to the taskbar), system tray or to completely hide mode and password protected with additional options to disable **Task Manager** in the bar. **Taskbar** (task bar) right-click to stop the process.

The Extras menu can quickly hide all or unhide all running applications, or hide **the Taskbar** and **Start button** completely. **WinRAP** is a mobile tool that requires **.NET Framework** version. 2 or higher.

Download WinRap here.

3. Taskbar Hide

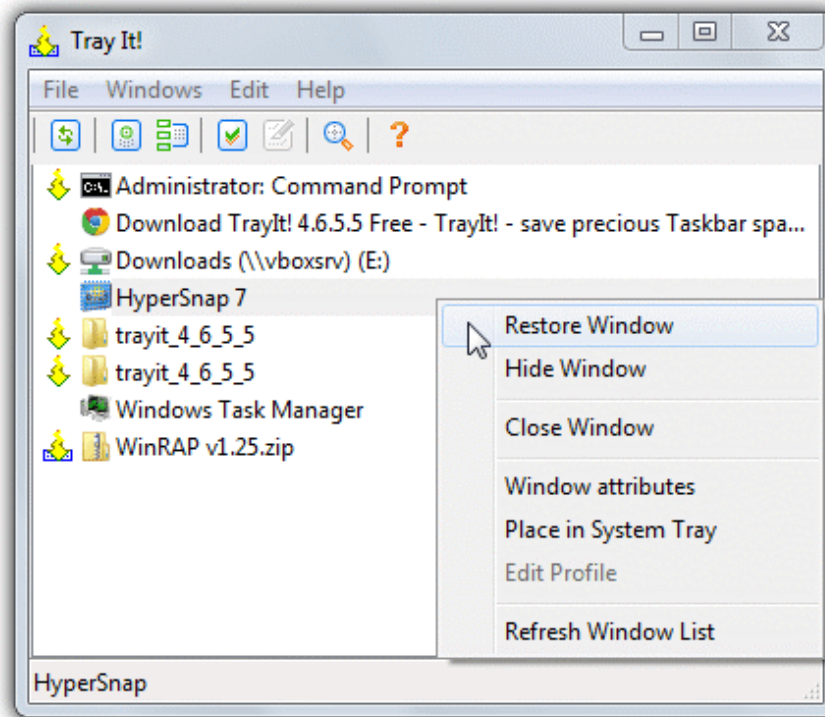


Hide Taskbar is a program that also has the function of hiding open windows on the computer. **Hide Taskbar** also has a separate tab so you can hide or show any number of icons in the system tray.

There's also the option to hide the clock, tray, **Taskbar** and **Start button** completely. The window can be completely hidden or minimized on the **Taskbar** (taskbar) by configuring hotkeys (**Hotkeys**), even if the **Hide Taskbar** icons in the tray can be locked if the password is used. incorrect.

Download Taskbar Hide here.

4. Tray It!



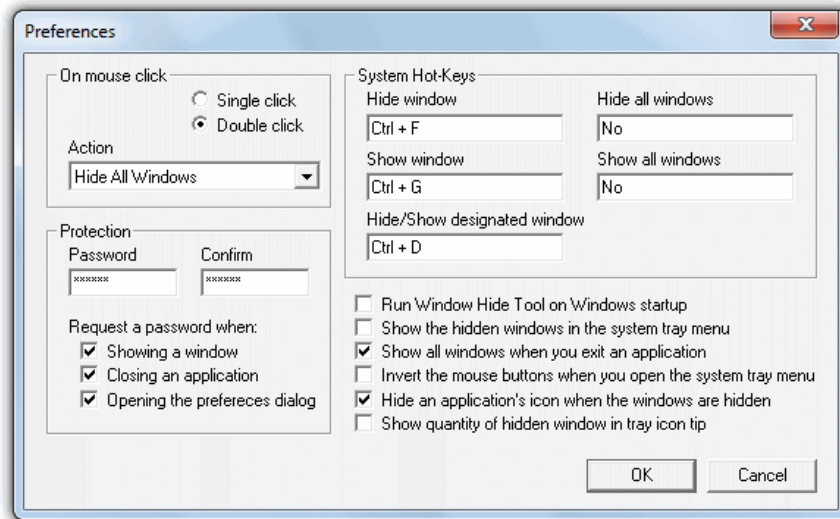
Tray It! There are not many useful options to hide windows traces like hotkeys (**Hotkeys**) or password protection. It does not have the ability to hide or display individual tray icons in the system tray (**Notification Area**).

If there are any running programs that will display the program icon in the system tray. In this case, if you want to hide the program icon, you can use **Tray It!**

You just need to go to **Menu Edit => Shell** icon. Similar windows can be included in a group to hide large numbers and simply select a profile to set advanced settings for each window.

More reference: Customizing Windows Taskbar for more convenient use.

5. Window Hide Tool

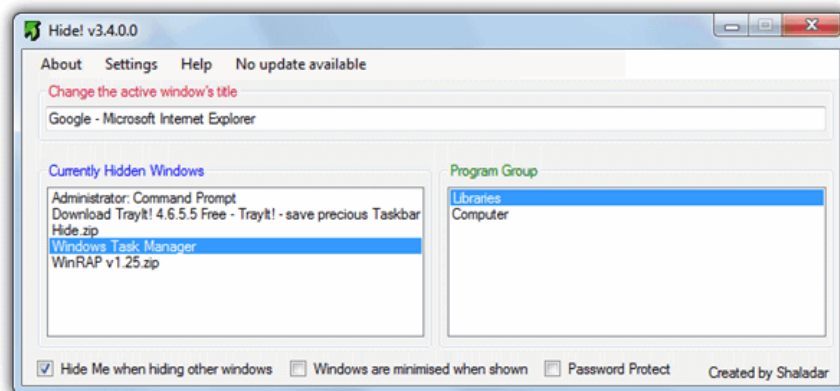


Although it is an old utility, **Window Hide Tool** has a number of options available that allow you to not only hide and display application windows using hotkeys (**Hotkeys**), but also additional options. like setting a password if you want to display a window, close an application as well as if you want to protect the configuration of the hidden toolbar windows.

For the average user can also turn off to hide the icon on the tray system or you can skip activating the icon for faster access to hide and show all windows.

Download Window Hide Tool here!

6. Hide!



Hide! As a mobile utility smaller than 100KB, you can hide open windows and you can also include similar windows to hide or show.

There is also an option to add password protection that displays any window to prevent other users' interference.

With similar windows and window groups, you can control via hotkeys (**Hotkeys**), most configurations use **F1 - F12 keys** . Also when you press the hotkey (**default is F7**), the title of the active window will be changed. There are two different versions, one is required . **NET** , another older version.

Download Hide! here.

7. Clicky Gone

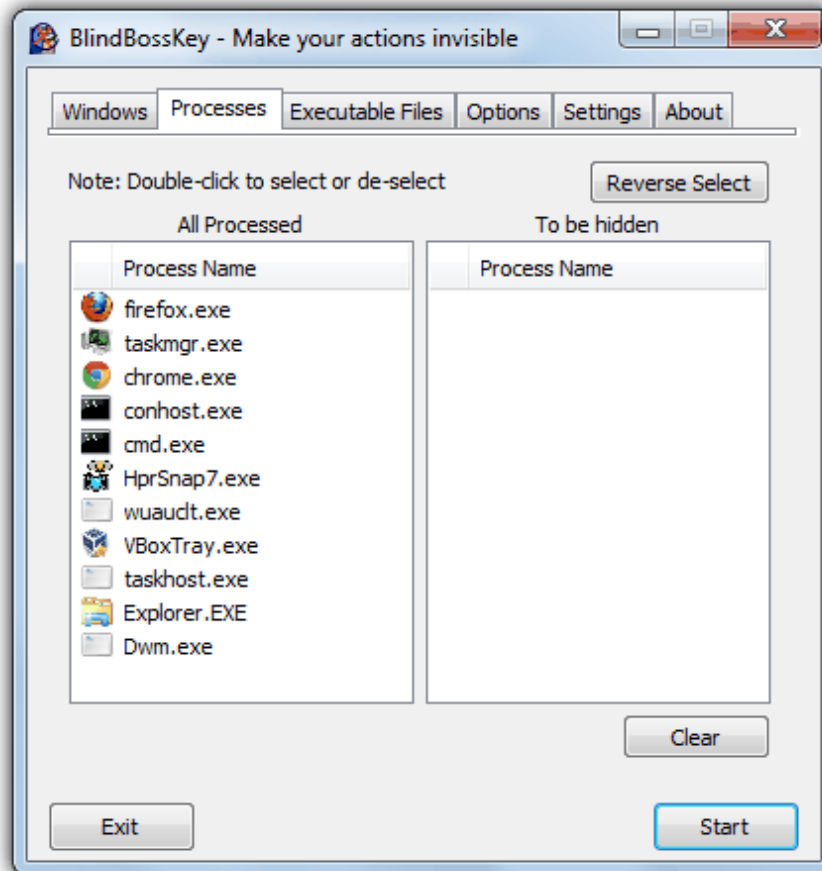


Clicky Gone is a software that hides application windows completely by using keystrokes or mouse clicks.

In addition, **Clicky Gone** can automatically optionally reduce the priority of hiding applications by adding a sub-menu (**Priority SubMenu**), hiding and pinning options to the right-click menu system with multiple windows.

Download Clicky Gone here.

8. BlindBossKey



The interesting point of this toolbar is that you can select application windows to hide. These selected windows can be open windows, or whether a program is running or a certain program file is being browsed.

To operate the program, you must select the hidden windows and click **the Start button** , hide or unhide using the hotkey (**default Ctrl + right arrow**).

BlindBossKey download here.

Good luck!

You finished reading the article "**8 tools to hide programs running on Taskbar or Traybar**" edited by the [TipsMake](#) team. We hope this article has provided you with many useful tech tips and tricks. You can search for similar articles on tips and guides. Thank you for reading and for following us regularly.