

8 tips YouTube Music for more enjoyable music experience

YouTube Music has many features that make it stand out from its competitors. This article will give you some YouTube Music tips and tricks to help make your listening experience more enjoyable.

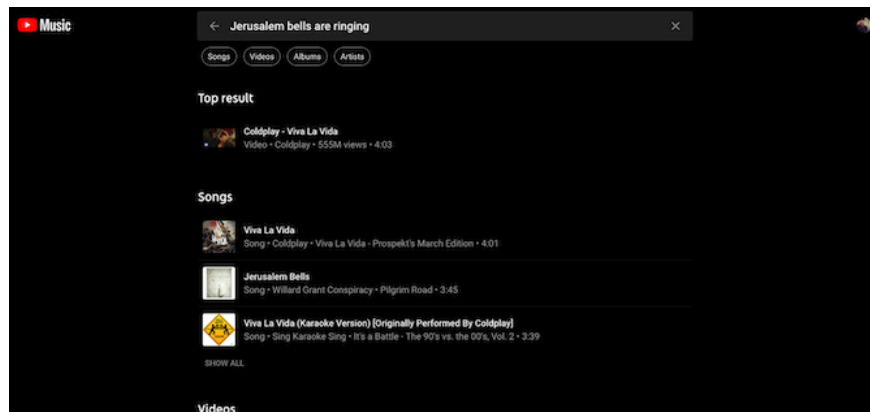
YouTube Music has many features that make it stand out from its competitors. You can watch music videos, listen to individual playlist. However, it also has other handy features that you don't know. Therefore, this article will provide some YouTube Music tips and tricks to help make the music experience more enjoyable.

1. Listen to music on YouTube? You should not ignore these 5 websites and extensions
2. 21 useful tips to help make using YouTube more awesome you may not know yet
3. Instructions for downloading mp3 music YouTube does not need software

1. Use the lyrics to search for songs

Most music playback services have the option to search by song name, artist name, genre. However there are times when you don't remember or don't know the name of the song because you only listen somewhere and catch some words in that song. So how to find the song? Fortunately, YouTube Music can help you.

1. 4 websites looking for song titles through extreme melodies or do you know?



On YouTube Music, you can enter the lyrics and find the song in the result. This feature works on both mobile applications and web applications.

2. Activate Offline Mixtape to download automatically

6:33


LTE

← Downloads



Offline mixtape

20 songs (80 mins, 80 MB/38.63 GB, Audio only)



Automatically download a playlist made just for you. You'll get a mix of the music that you like and listen to the most. Turn off any time in Settings.

TURN ON



Music that you download will appear here



Home



Hotlist



Library



Offline mixtape

Downloading... 17%
38.62 GB free



Music that you download will appear here

To listen to music offline you often have to download the manual to the library, but sometimes you forget to do it and suddenly realize there is nothing to hear on flights, for example. To solve this problem, Youtube Music has a feature called Offline Mixtape. It can automatically offload some songs based on your listening history. You can configure to download from 1 to 100 favorite songs.

To enable this feature, go to **Library> Downloads** on Android and iOS applications. Here, you turn on the Offline Mixtape feature and use the slider to set the number of downloaded songs.

3. Customize Double-Tap to Seek

6:35



← Settings

Normal

Audio quality on Wi-Fi

Normal

Equaliser

Adjust audio settings

Restricted mode

Restricted Mode hides videos that may contain inappropriate content that is flagged by users and other signals. No filter is 100% accurate, but it should help you avoid most inappropriate content.



Double-tap to seek

10 seconds

Captions

Privacy & location

Advanced

Notifications

Notify on this device



Recommendation notifications

Notify me of videos I might like based on what I watch



Improve your recommendations

Pick your music languages and some artists you like

YouTube, a Google company



← Settings

Only stream HD video on Wi-Fi

Audio quality on mobile network
Normal


Audio quality on Wi-Fi
Normal

Double-tap to seek

- 5 seconds
- 10 seconds
- 15 seconds
- 20 seconds
- 30 seconds
- 60 seconds

CANCEL

Notifications 
Notify on this device

Recommendation notifications 
Notify me of videos I might like based on what I watch

Improve your recommendations
Pick your music languages and some artists you like

On the Now Playing screen of the YouTube Music app, you can double-tap on either side of the album art to quickly rewind or fast forward. By default, it is set to run for another 10 seconds. However, you can customize it to your liking.

To do that, go to the **Library** tab and touch your avatar in the top right corner. Now, go to **Settings** and you will find the **Double-Tap to Seek option** . You can change the maximum time to 60 seconds and a minimum of 5 seconds.

4. Pause search history and music playback history

6:35



← Settings

Normal

Audio quality on Wi-Fi

Normal

Equaliser

Adjust audio settings

Restricted mode

Restricted Mode hides videos that may contain inappropriate content that is flagged by users and other signals. No filter is 100% accurate, but it should help you avoid most inappropriate content.



Double-tap to seek

10 seconds

Captions

Privacy & location

Advanced

Notifications

Notify on this device



Recommendation notifications

Notify me of videos I might like based on what I watch



Improve your recommendations

Pick your music languages and some artists you like

YouTube, a Google company



← Privacy & location

Manage watch history

Pause watch history



Manage search history

Pause search history



Manage account privacy

Location History

Manage location history settings

Pause location-based recommendations

For this device



Pause activity-based recommendations

For this device



For smart suggestions to work correctly, YouTube Music needs to keep track of what you hear and search. But if you feel uncomfortable, Google has a security option to stop search history and music history.

To turn off this feature on your phone, go to **Settings** , scroll down until you see the **Privacy & Location** menu, select it and disable the tracker.

Note, Google tracks your activity on both YouTube and Youtube Music. Therefore, turning off the viewing history option also means that you cannot access YouTube history. You can also turn off recommendations based on location and activity if desired.

On the web application, the steps are similar to the mobile application. First, click on the profile picture in the top right corner and access **Settings** . You will see options in **Privacy** .

5. Personalize radio stations

6:37



John Lennon - Mother



majorsnag

0:01 3:52



Next: With or Without You by U2





John Lennon - Mother
majorsnag



Share



Download



Add to playlist



Play next



Add to queue



Start radio



Report



Quality



Help & feedback

Radio and playlist of YouTube Music is not adjusted for each user. So while listening, you have to skip a lot of songs. You should personalize the radio with your favorite songs.

YouTube Music allows you to create radio stations from any song. Queue prediction service based on the album you heard. To create your own radio station, tap the three dots menu next to the song or album and click **Start Radio** .

6. Use the YouTube music playlist as an alarm

Alarm sound



Sounds



YouTube Music



Spotify



John Lennon - Mother

Song



Better Things Soundtrack Season 1

Playlist • cheeryohs



Taal

Album • A. R. Rahman

+ 21 more



Your favorites



Your Mixtape

Endless personalized music



Coldplay

Artist

Listen again



Taal

Album • A. R. Rahman



Khanabadosh

Song • Mohan



Ikk Kudi - Reprised Version

Song • Diljit Dosanjh



Search





🎵 YouTube Music • Search results

Top result



Coldplay
Artist

Songs



Hymn for the Weekend
Song • Coldplay



Something Just Like This
Song • The Chainsmokers, Coldplay



Fix You
Song • Coldplay



The Scientist
Song • Coldplay

+ | 2019 | Namaste
 1 2 3 4 5 6 7 8 9 0
 % ^ ~ | [] < > { }
 Q W E R T Y U I O P
 @ # & * - + = ()
 A S D F G H J K L
 🏠 Z X C V B N M 🗑️
 123 😊 🗣️ SwiftKey .! ? ↩️
 ⌵ 🔑

Tired of waking up with the deafening melody? Please install YouTube Music playlist as an alarm, it is specially designed to wake you up from sleep.

You can link YouTube Music with the clock app. However, it is limited only to Google and Android Clock apps.

After installation, activate the application and create or edit the alarm. Click the ringtone field and the application will open a few new tabs. One of them will be titled YouTube Music.

In YouTube Music, you will see all the recently played music and playlists. If you can't find your favorite song, search by pressing the blue floating button. Select the item to return to the previous screen.

7. Turn on child restraint mode

If you have small children and have registered to share the family, you can restrict the young videos viewed on YouTube Music by activating **Restricted Mode** from **Settings** .

8. Choose a new group of favorite artists

Select your music languages

We'll improve your recommendations

Hindi (हिन्दी)

Tamil (தமிழ்)

Telugu (తెలుగు)

Punjabi (ਪੰਜਾਬੀ)

Marathi (मराठी)

Gujarati (ગુજરાતી)

Bengali (বাংলা)

Kannada (ಕನ್ನಡ)

Bhojpuri (भोजपुरी)

Malayalam (മലയാളം)

English

NEXT

FINISH LATER



Pick some artists you like



Arijit Singh



Ariana Grande



Shawn Mendes



Drake



Imagine Dragons



Adnan Sami



Ghost



Marshmello



Death Cab for Cutie



Armaan Malik



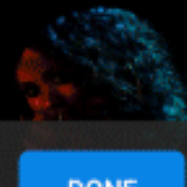
Britney Spears



Metallica



Malini Awasthi



DONE



Kamasi Washington

When registering YouTube Music, it will ask you to choose your favorite artists to be able to recommend new music. If your music taste has changed recently, you can redo this process. To change your favorite artist, go to the **Settings** page, find the **Improve Recommendations** option at the bottom of the page.

YouTube Music is a great music service. And by using these YouTube Music tips and tricks, you will be able to enjoy more wonderful music.

You finished reading the article "**8 tips YouTube Music for more enjoyable music experience**" edited by the [TipsMake](#) team. We hope this article has provided you with many useful tech tips and tricks. You can search for similar articles on tips and guides. Thank you for reading and for following us regularly.