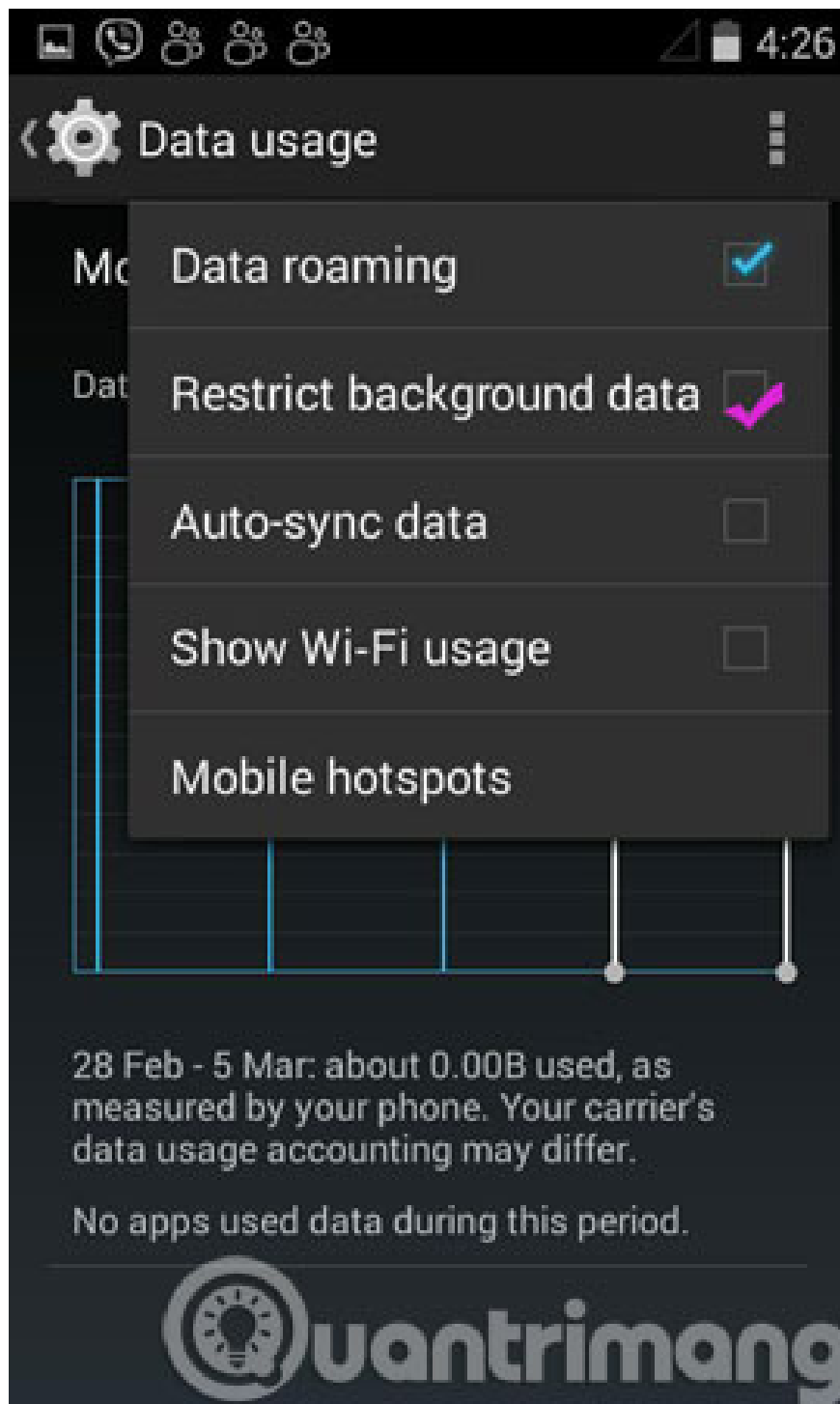


8 tips to save 3G on Android

Today, surfing the web with smartphones has become much simpler with widely covered 3G networks. However, if you don't know how to use it, it will be a double-edged sword because it will consume quite a bit of money in your account. Therefore, please refer to the 8 tips below to use smart and economical way.

Today, surfing the web with smartphones has become much simpler with widely covered 3G networks. However, if you do not know how to use it, it will be a double-edged sword because it will consume "quite a bit" of money in your account. Therefore, please refer to the 8 tips below to use smart and economical way.

1. Disable background data



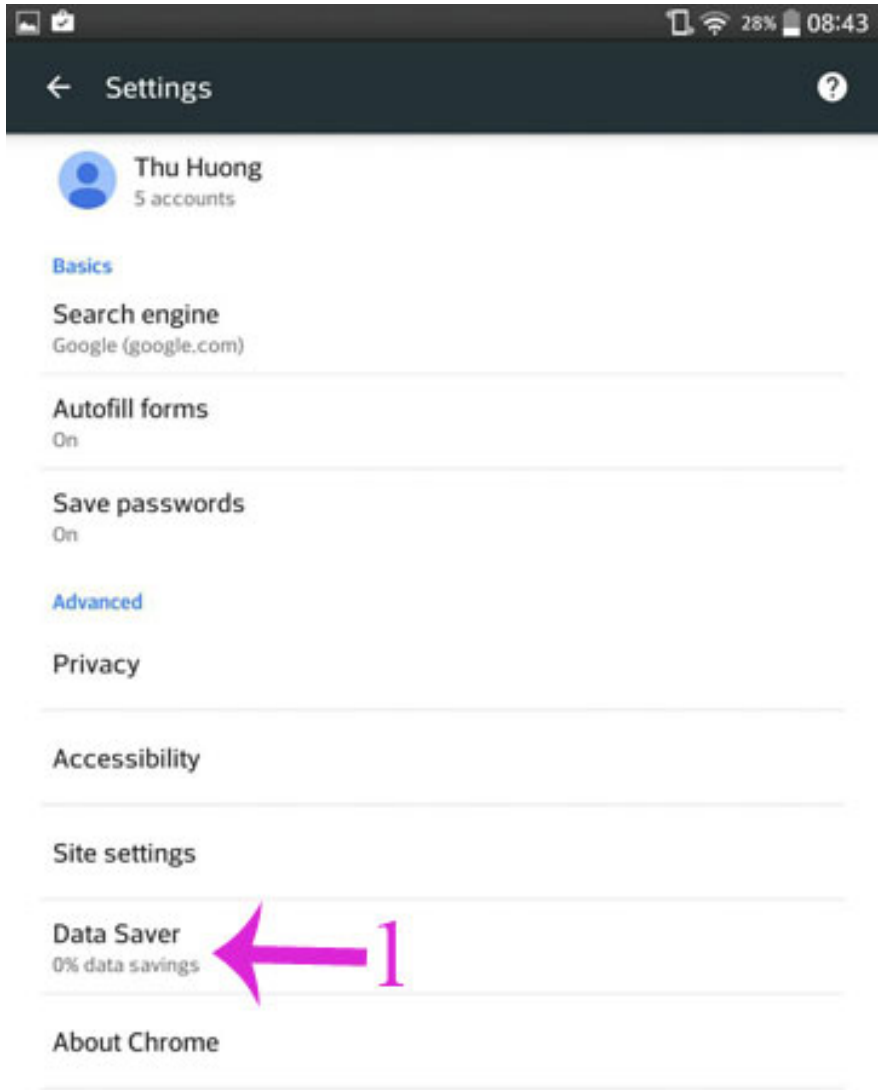
Background data are applications that run automatically even if you don't use your phone, they include data used to synchronize email, update news streams or weather widgets. And you can disable them by going to **Settings > Data Usage > Restrict Background Data** .

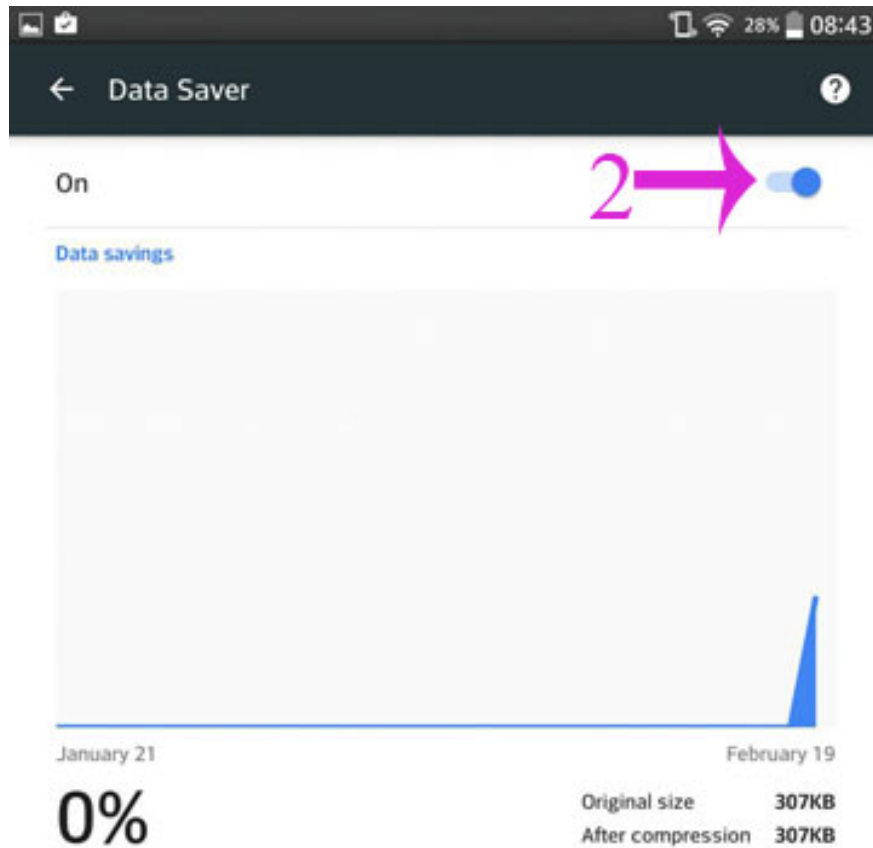
2. Delete applications that consume data



You can go to **Settings** > **Data Usage** to see which applications consume a lot of data and then delete them if they feel unnecessary.

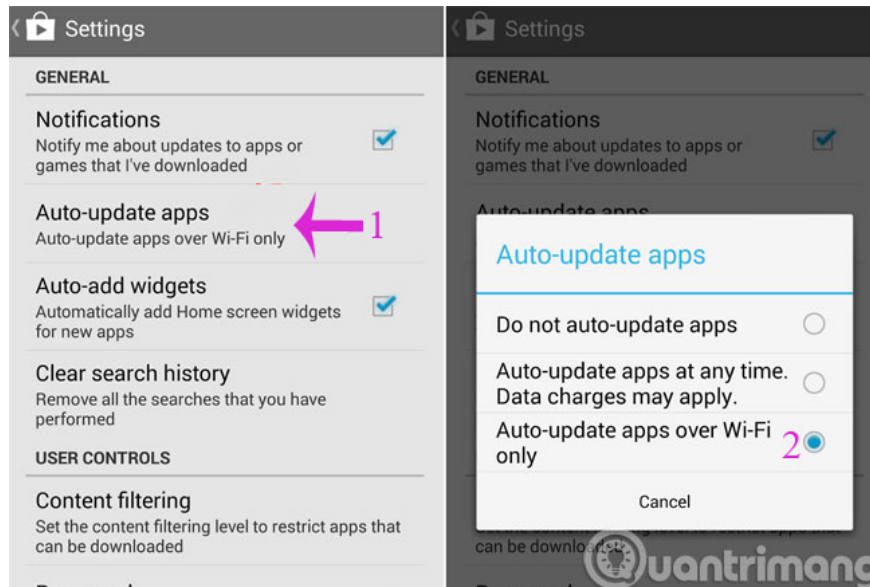
3. Enable Data Server feature on Chrome browser





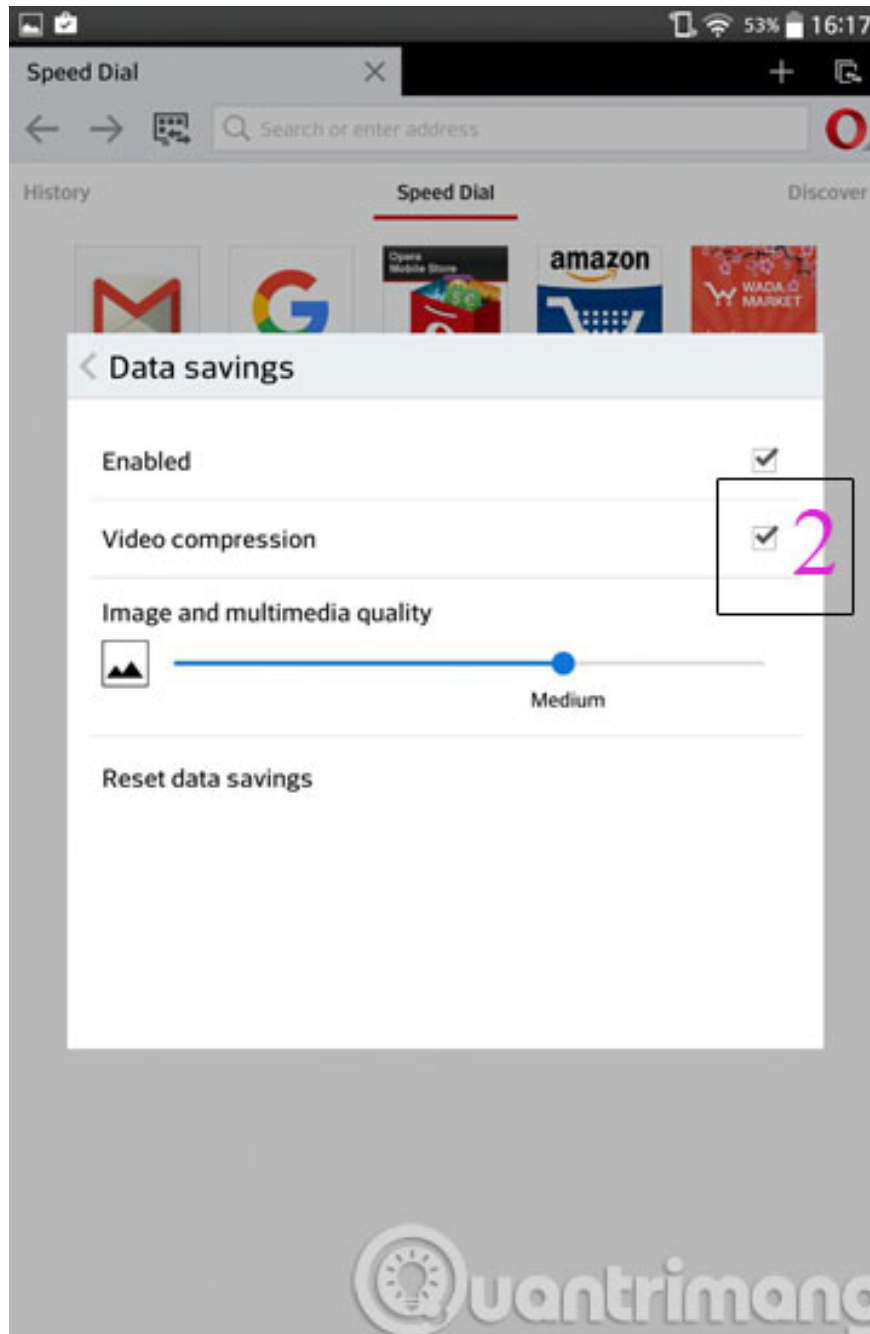
To activate, go to **Chrome** and click on 3 dots in the upper left corner, select **Settings** > **Data Saver** and turn on **On** mode. Then, the web pages will be compressed before the phone downloads them. Therefore, you surf the web will feel slower than usual.

4. Turn off the automatic app update mode



Besides, you should also turn off the automatic update of the application by going to **Settings > Auto-update apps** and then ticking 1 in 2 options **Auto-update apps over Wi-Fi only** (only automatically update via Wi-Fi connection) or **Do not auto-update apps** (not automatically updated).

5. Enable video compression on Opera browser



If you use the **Opera** browser, enable the feature to compress video capacity not only to save mobile data but also to make the video download faster. To activate, go to **Opera** , click **Settings** > **Data savings** and check the **Video Compression** option.

6. Use offline applications instead of online



You should replace applications that often use network data to secure or update using applications that do not use network data after the first download.

7. Remove the Facebook application



The fact is that the **Facebook** application consumes a lot of data and battery. Therefore, you can switch to using the Facebook version for mobile web browser, for example.

8. Listen to music offline



One of the leading causes that consumes a lot of network data is listening to music online. So download them to your computer the first time you listen or copy them to your computer so that you can listen later instead of listening to them online.

1. Ways to save 3G on iPhone
2. How to turn on 3G on iPhone 5 / 5S / 6?
3. How to use 3G with the most reasonable cost

Have a nice weekend!

You finished reading the article "**8 tips to save 3G on Android**" edited by the [TipsMake](#) team. We hope this article has provided you with many useful tech tips and tricks. You can search for similar articles on tips and guides. Thank you for reading and for following us regularly.