

8 Best PlayStation Emulators for PC in 2026

There are emulators for PS1, PS2, PSP, and PS3 in addition to experimental emulators for PS4 and PS Vita. You can even find PlayStation emulators for Android, but it's best to play PlayStation games on a high-end gaming PC.

PlayStation emulator software is a program that simulates or mimics popular console games, allowing gamers to enjoy their favorite PlayStation games on their computer. All you need is the game disc or a disc image copy.

There are emulators for PS1, PS2, PSP, and PS3 in addition to experimental emulators for PS4 and PS Vita. You can even find PlayStation emulators for Android, but it's best to play PlayStation games on a high-end gaming PC. Below is a compilation of the best PlayStation emulators available in 2026.

Warning:

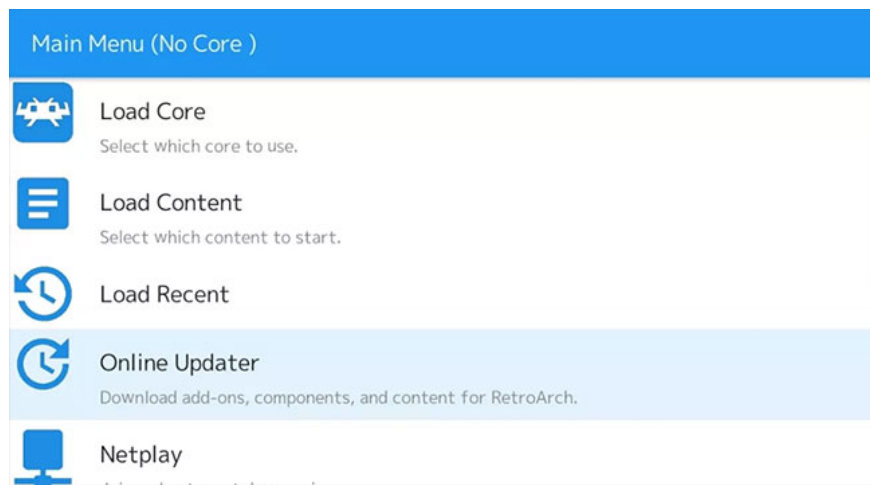
The PlayStation emulators listed below are all free and legal to use unless otherwise stated. However, in some countries, downloading or distributing copyrighted software is illegal. While you can create backups of your own games, sharing them or downloading games that others have copied is not permitted. Despite this, many websites still host ROMs and disc images of popular PlayStation games.

Some emulators require the BIOS of their respective PlayStation console; downloading or distributing this BIOS is illegal. The only legal way to obtain the BIOS is to transfer it from your console to a memory card, although this may void your warranty. Please refer to the specific instructions included with each emulator for setup assistance.

1. RetroArch - The best all-in-one PlayStation emulator

Download link:

<http://www.retroarch.com/index.php?page=platforms>



Advantage

1. Its attractive interface and convenient rewind feature put RetroArch on par with commercial emulators like the SNES classic.

Disadvantages

1. The configuration process can be tedious, so it might not be worth the effort if you're not interested in playing games on other consoles.

RetroArch is a free, cross-platform video game emulator. With the right instructions, you can play classic Nintendo, PlayStation, and Xbox games on almost any computer or mobile device. You can even run RetroArch on Xbox One, Nintendo Switch, and other gaming systems.

RetroArch isn't a single emulator, but rather a collection of emulators, known as 'cores', that allow you to play thousands of classic games for dozens of consoles on a single PC. The PS1 core is called the PSX Beetle, and it outperforms most standalone original PlayStation emulators. If you love old-school video games, then RetroArch is well worth considering.

RetroArch is an open-source project capable of running multiple video game emulators within a single interface. In addition to the features offered by similar emulators, RetroArch provides several supplementary functionalities, including:

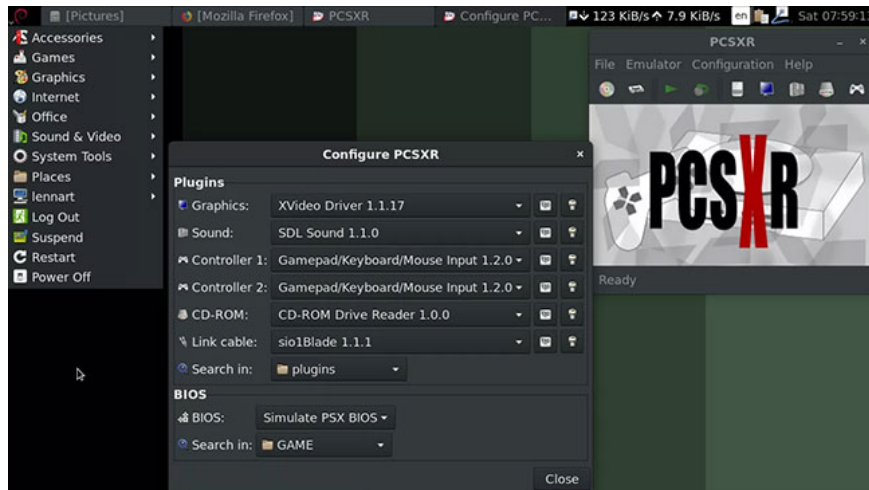
1. GamePad and touchscreen support.
2. Extensive video and audio customization options.
3. Recording and streaming capabilities.
4. Online multiplayer option.

Because RetroArch is open source, anyone can contribute new customization tools, and regular updates are released with many new features. RetroArch emulates many games and consoles. For example, you can do things like design your own Tomb Raider game.

The RetroArch setup process can be time-consuming. It's a tool aimed at advanced users interested in software development who like to modify settings. If you just want to play games on a specific system, there may be better emulator options.

Before you can play games, you must download emulators (called cores) as well as the ROM or ISO file for the game you want to play. Cores can be downloaded from within RetroArch, but you will have to obtain the game through other means.

2. PCSX Reloaded - The most user-friendly PlayStation emulator.



Advantage

1. Configuration is really easy.
2. You can choose automatic settings to start playing within minutes, or customize your experience with manual settings.

Disadvantages

1. Although it faithfully emulates the PS1, PCSX Reloaded does not come with the additional features found in similar programs.

If you prefer a standalone PS1 emulator, then the obvious choice is PCSX Reloaded. It's much easier to configure than RetroArch and supports virtually every classic console game. PCSX Reloaded also supports any PC-compatible gamepad, so stick with your DualShock controller for an authentic experience.

3. BizHawk - The best PlayStation emulator for speed enthusiasts.



Advantage

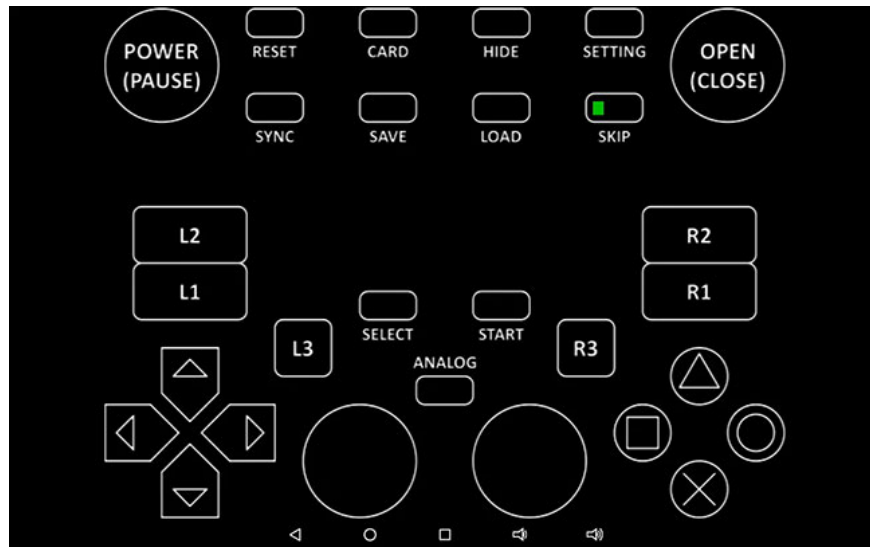
1. A range of features makes BizHawk the tool of choice for PlayStation gamers who love speed.

Disadvantages

1. You will need the PS1 BIOS and the BizHawk installer before you can begin the setup.

Trying to set a new world record by playing your favorite game as fast as possible? Besides recording gameplay, BizHawk lets you leverage save states and frame rate manipulation to capture your perfect gameplay. BizHawk is actually a plugin that runs on a PS1 emulator called Mednafen, so you'll need to download both programs.

4. XEBRA - The most compatible PlayStation emulator



Advantage

1. XEBRA is extremely easy to install, making it a great emulator for beginners.

Disadvantages

1. Like the original PS1, the XEBRA sometimes has bugs.

XEBRA is a simple PlayStation emulator for Windows and Android that prioritizes authenticity. It doesn't add any graphical enhancements or fancy UI elements, but it stands out as the only program that can successfully emulate PocketStation games, allowing you to play the Japanese version of Chocobo World.

5. PCSX2 - The best PlayStation 2 emulator



Advantage

1. PCSX2 is not only open-source but also available for Windows, Mac, and Linux.

Disadvantages

1. Not all PS2 games are playable due to software errors.

PCSX2 leverages texture filtering and anti-aliasing to give PS2 games a polished look far superior to most modern HD remakes. A built-in HD video recorder and numerous cheating features make PCSX2 a popular program for speed enthusiasts. You might never want to play PS2 games on your console again.

6. RPCS3 - The best PlayStation 3 emulator



Advantage

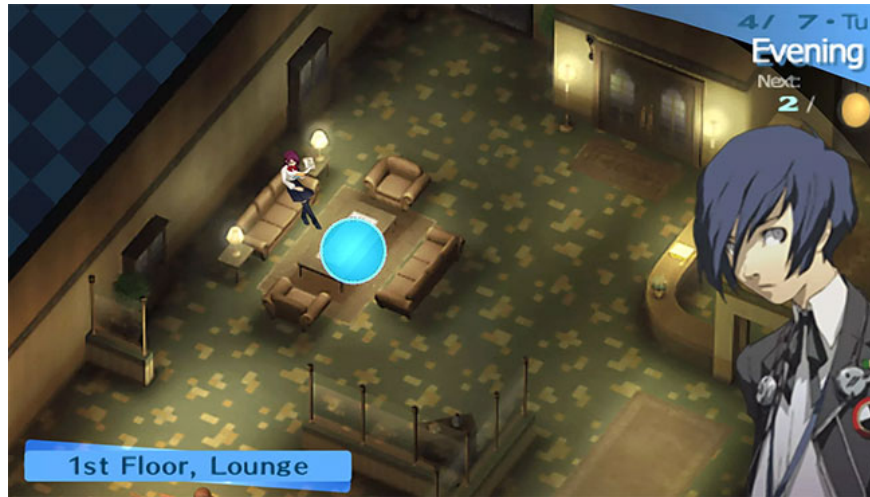
1. Development for RPCS3 is a collaborative process. Anyone can view the source code and contribute.

Disadvantages

1. RPCS3 is geared more towards developers interested in the PS3's software architecture.

RPCS3 is an impressive program still under development, but you can play and debug thousands of PlayStation 3 titles with it. The developers faced criticism in 2017 when a Persona 5 version for RPCS3 began circulating online before the game's official release in the United States.

7. PPSSPP - The best portable PlayStation emulator



Advantage

1. There are PPSSPP versions for Android and iOS, if you still want to play your PSP games on the go.

Disadvantages

1. Portable versions of PPSSPP may be superior to the Windows version because they offer a more authentic experience.

What PPSSPP does with PSP games is exactly the same as what PCSX2 does with PS2 games: It upgrades textures and resolution to make older titles look better than they did on the original console. This feature is especially useful because the PSP screen is very small. You can easily transfer saved data from your PSP to your computer using an SD card.

8. Vita3k - The best Playstation Vita emulator



Advantage

1. Amateur game developers have created some impressive homebrew games, such as VitaQuake, which is only playable on the Vita3K.

Disadvantages

1. No commercial games are compatible with Vita3K.
2. Like RPCS3, it's primarily aimed at developers interested in how the PlayStation console works.

Vita3K is an unfinished project that deserves mention on this list because it is the only PlayStation Vita emulator to date. The Vita may not perform as well as the PSP, but that hasn't stopped gamers from trying to build a PS Vita emulator.

Frequently Asked Questions

How do I use the Dolphin emulator?

Dolphin allows you to play GameCube and Wii games on your computer. You can download them from its official website. After installation, you will need to copy some games to use with the emulator.

How do I get an emulator on my iPhone?

Emulators are available just like any other iPhone app – in the App Store. Another option is to jailbreak your iPhone to allow downloads from external sources, but doing so will void your warranty and could damage your phone.

You finished reading the article "**8 Best PlayStation Emulators for PC in 2026**" edited by the [TipsMake](#) team. We hope this article has provided you with many useful tech tips and tricks. You can search for similar articles on tips and guides. Thank you for reading and for following us regularly.