

7 self-destruct file sharing sites

Self-destruct file sharing services will help protect data for users more securely, and you can set a timeline for self-destruct files.

The need to send large files is increasing, while Gmail has a limit on the maximum amount of emails. So many people choose online file sharing services for free, support sending files with large capacity and no need to register for user accounts. Some websites also have the feature to automatically cancel files with a selected time, or as soon as the file contents are opened or downloaded. With this self-destruct setting, the file is more secure, not saved on the service server system, others cannot review the file if desired. The following article of Network Administrator will synthesize websites that submit self-destruct files online.

1. How to use TransferXL to share files online
2. How to send an email that exceeds the size limit?
3. How to send large data with online Filemail
4. 5 fast and free web applications for transferring large files

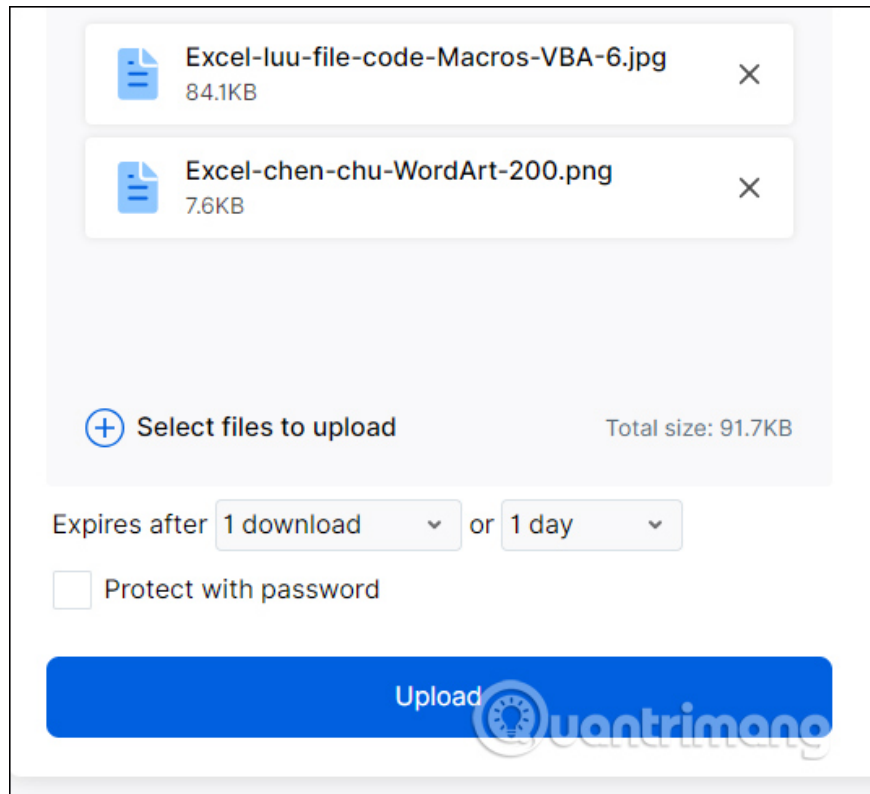
Summary of website to send online file to destroy

1. Firefox Send sending large files to self-destruct

1. <https://send.firefox.com/>

This is an online file sharing service from Mozilla, which allows downloading up to 1GB if not logged in and 2Gb if you sign in to your Firefox account. The website has the option of time to link to download the file automatically cancel, or the number of times the file is downloaded, a maximum of 100 downloads and 7 days. Besides, the file security password is also provided to users. When the expiration date is reached, the link access to download the file will receive an error message.

Refer to the article How to use Firefox Send to share large files.

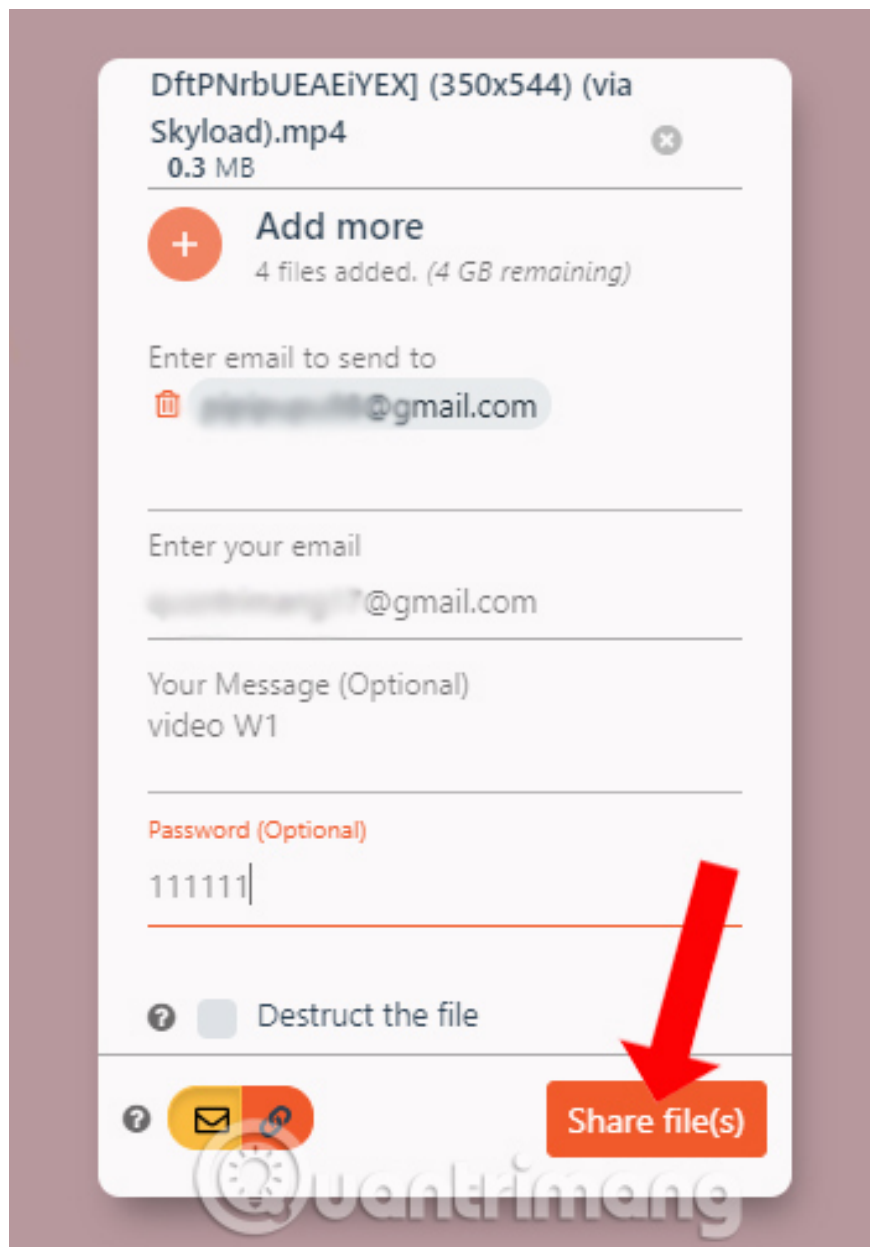


2. Self-destruct file sharing on SendGB

1. <https://www.sendgb.com/>

SendGB supports sending 4GB files with the option to share via email address or via file sharing URL. Users can enter up to 20 email receiving files, have the option to set a password to secure the file and automatically cancel the data 7 days after the recipient opens and downloads the file. If the sender sets the password, the recipient must enter the correct password to view the content in the email, as well as the data link.

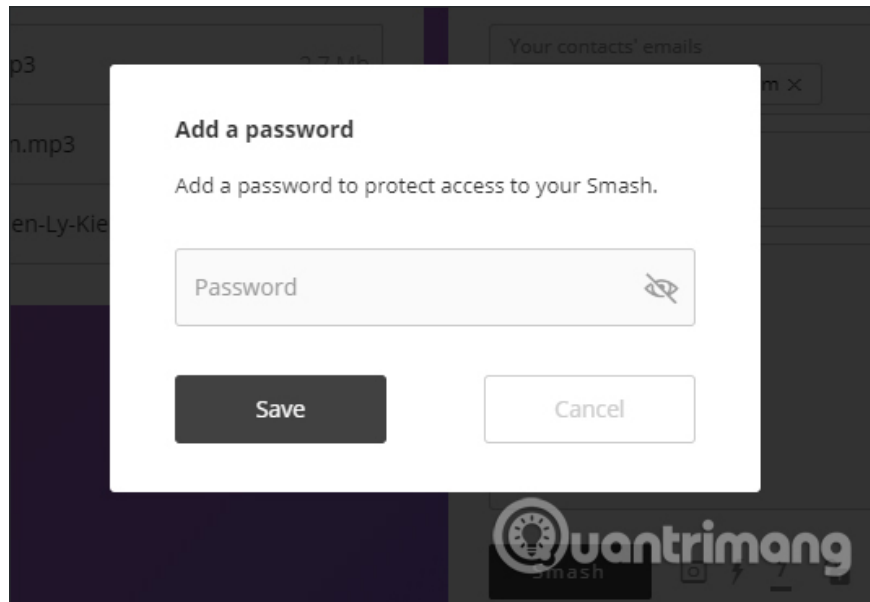
Please refer to how to do this in How to share the file manually with SendGB.



3. Smash sending online files to self-destruct

1. <https://fromsmash.com/>

Smash also basically allows sending files via email address and automatically canceling files, but there are more settings for the file upload page and file download page. Smash also has the option to set a password when others want to download the file, receive notifications about your email if someone downloads the file. Uploaded files to the system are canceled 7 days by default, up to 14 days for free accounts. Or the sender can enter his email to delete the file before the deadline to delete the file. See details on how to do this in [How to share your self-destruct file on Smash](#).

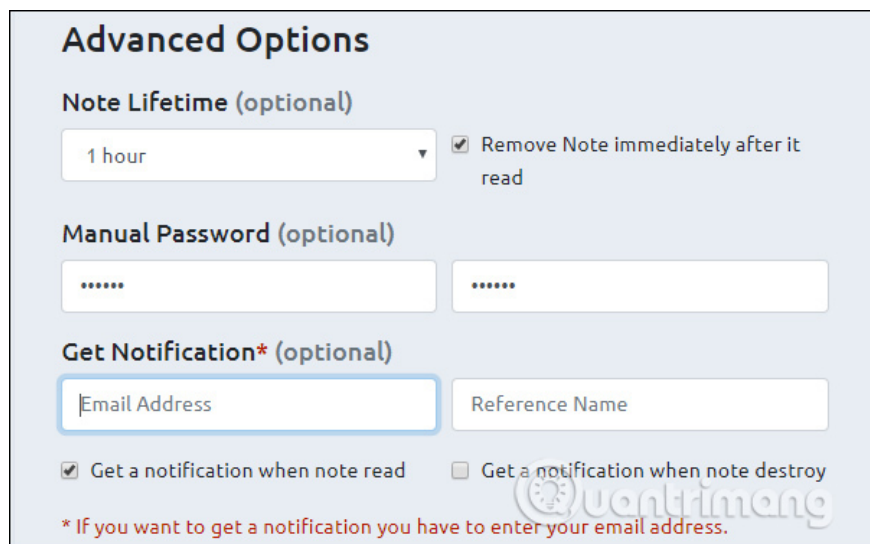


4. SafeNote shares files, messages self-destruct

1. <https://safenote.co/>

SafeNote supports sending files and sending messages with automatic canceling and password security features when others want to download or view content. The maximum time for automatic file cancellation is 30 days and at least 1 hour. SafeNote will also notify the status of the notes included in the file when someone reads a note, or when the note is canceled. The file is downloaded via the sharing link created by SafeNote.

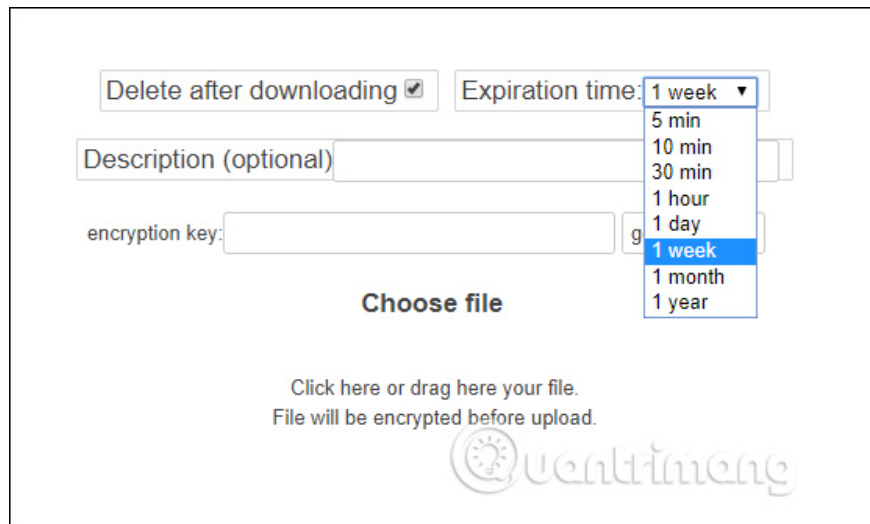
How to do this in the article [How to use SafeNote to share files and messages to self-destruct.](#)



5. Otr.to send encrypted files to self-destruct

1. <https://otr.to/f/>

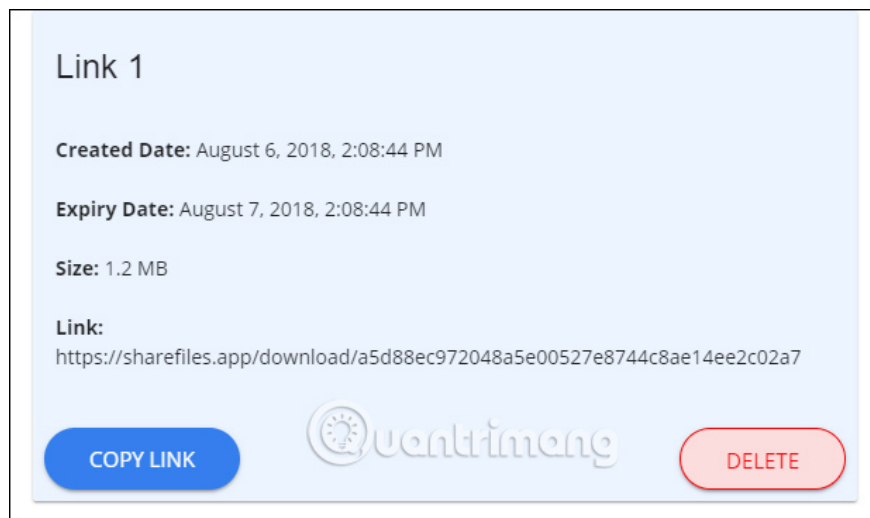
Otr.to has 2 options to automatically cancel the file after someone has downloaded the file or after a maximum of 1 year and a minimum of 5 hours. Otr.to's encryption mode for sending files is also used by Otr.to to enhance the security of documents and avoid unauthorized file downloads. The file download link is also provided in two types with password and no download password is required. Refer to how to use Otr.to in How to share encrypted files and self-destruct on Otr.to.



6. Share Files self-destruct files after 24 hours

1. <https://sharefiles.app/>

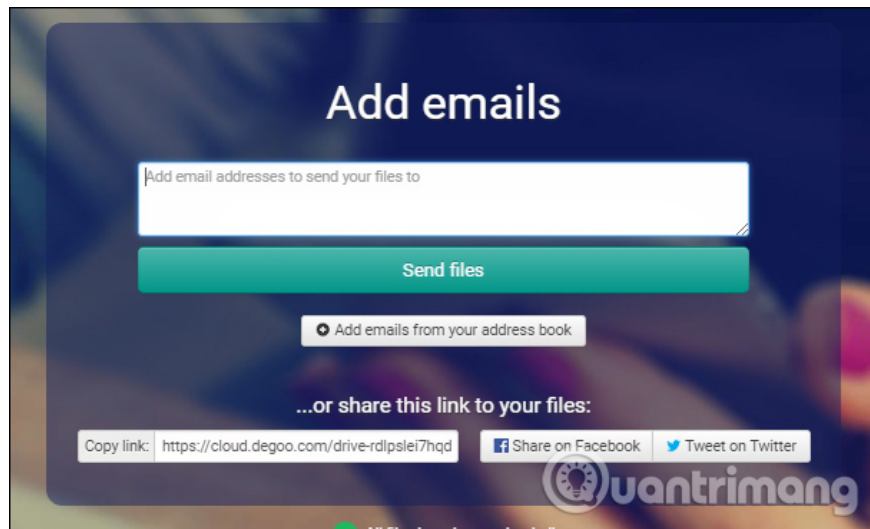
Share Files set the time to automatically cancel the file is 24 hours, right after you upload the file to the Share Files server system. Even if the recipient does not download the file, the file will automatically cancel. When the recipient clicks on the download link, the file is downloaded in zip format. How to make a reference in How to share files by self-destruct using Share Files.



7. Degoo cancel files after 7 days of sending

1. <https://degoo.com/me/send>

To use Degoo, you need an account, you can use the online version or download the version of Android, iOS. The file is automatically canceled within 7 days from the time the file is sent. The website offers 2 different ways to share files via email recipients and via shared URLs. Details see the article in How to share files with Degoo self-destruct.



Above are some file sharing sites that automatically cancel when the recipient downloads the file, or after the time set by the sender by default. Once the file download time has expired, the document on the server system will be deleted and the link cannot be reopened as before.

Hope this article is useful to you!

You finished reading the article "**7 self-destruct file sharing sites**" edited by the [TipsMake](#) team. We hope this article has provided you with many useful tech tips and tricks. You can search for similar articles on tips and guides. Thank you for reading and for following us regularly.