

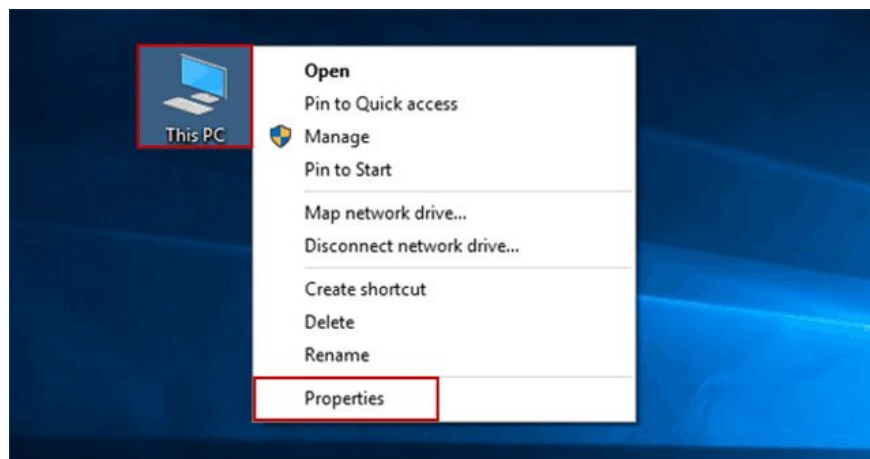
6 ways to open Computer / System Properties in Windows 10

You can use one of the following six methods to open Computer Properties (or System Properties) on Windows 10.

You can use one of the following six methods to open **Computer Properties** (or **System Properties**) on Windows 10.

Method 1: Turn on This PC context menu

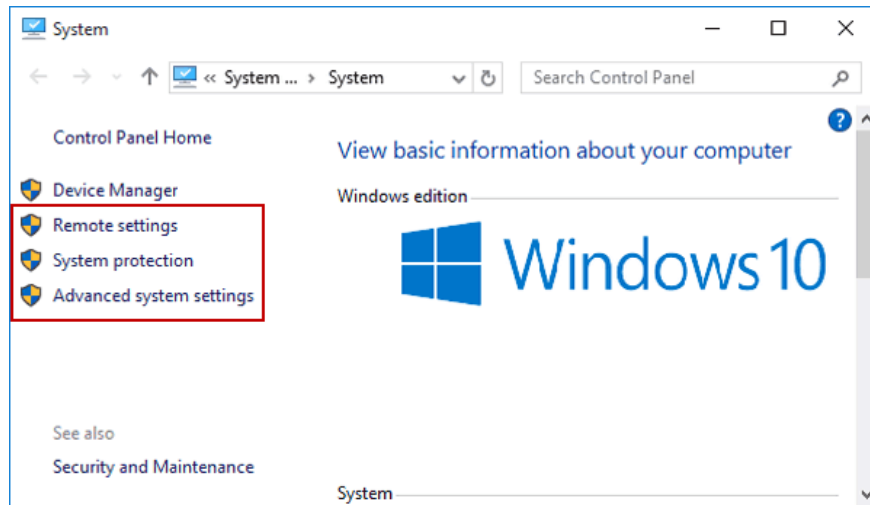
Step 1 : Right-click on **This PC** and select **Properties** from the menu.



Right-click on This PC and select Properties from the menu

Tip : The File Explorer context menu can also help achieve the same goal.

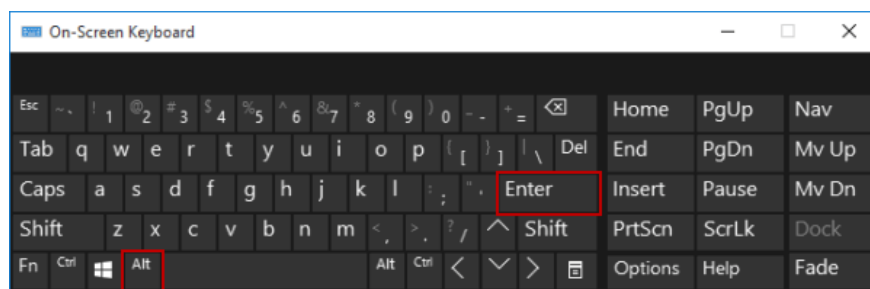
Step 2: Select **Remote settings**, **System protection** or **Advanced system settings** in the **System** window .



Select Remote settings, System protection or Advanced system settings in the System window
Note : This step is a must and it will not be repeated in the methods below.

Method 2: Open via This PC and shortcuts

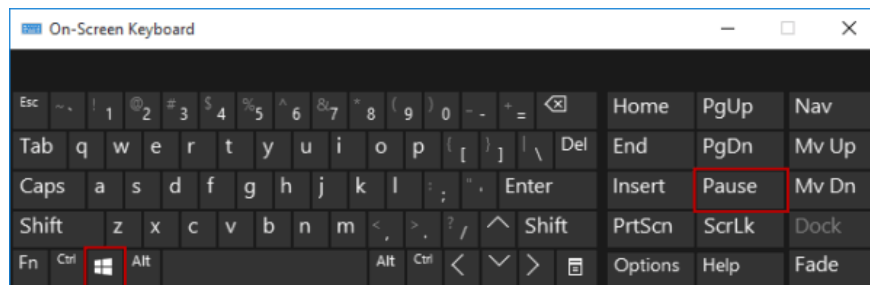
Click **This PC** and press Alt+ Enter on the keyboard.



Click This PC and press Alt + Enter on the keyboard

Method 3: Turn on through shortcuts

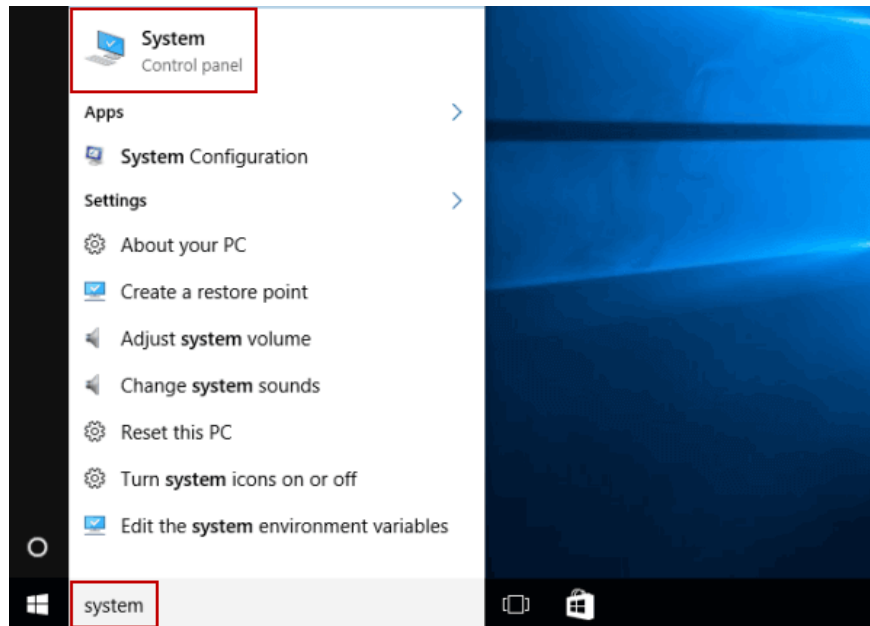
Press Win+ Pause/ Break on keyboard.



Press Win + Pause / Break on the keyboard

Method 4: Open System Properties through search

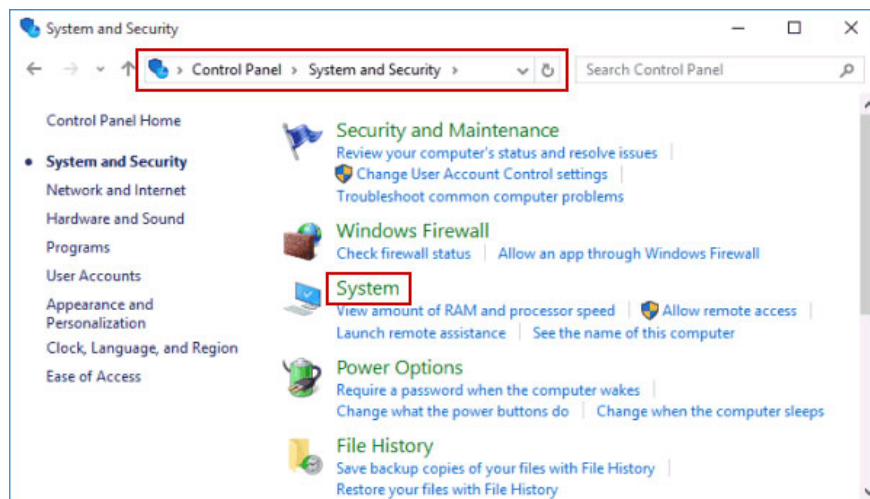
Enter **system** in the search box on the taskbar and select **System** in the results.



Enter system into the search box on the taskbar

Method 5: Turn on in Control Panel

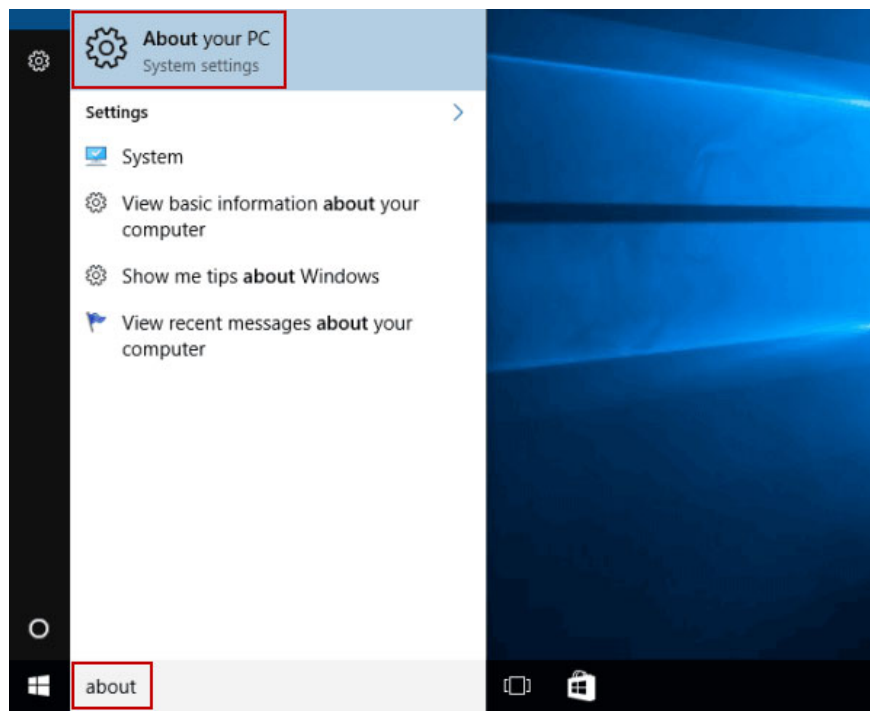
Access Control Panel, select **System and Security** , then click **System**.



Access Control Panel, select System and Security, then click System

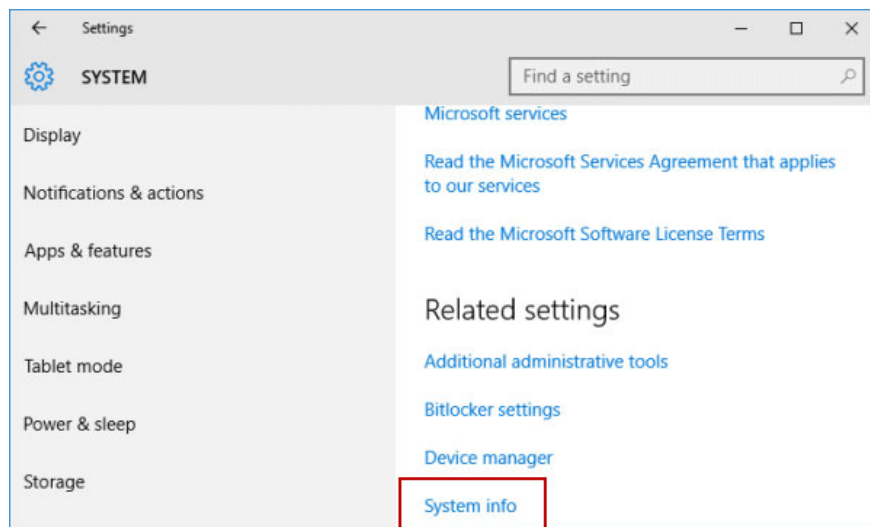
Method 6: Open via Settings

Step 1 : Search for and click **About your PC** among the options.



Search for and click About your PC

Step 2 : Click **System info** on the right.



Click on System info on the right

With these 6 simple ways, you can easily access **Computer / System Properties** in Windows 10.

Hope you are successful.

You finished reading the article "**6 ways to open Computer / System Properties in Windows 10**" edited by the [TipsMake](#) team. We hope this article has provided you with many useful tech tips and tricks. You can search for similar articles on tips and guides. Thank you for reading and for following us regularly.