

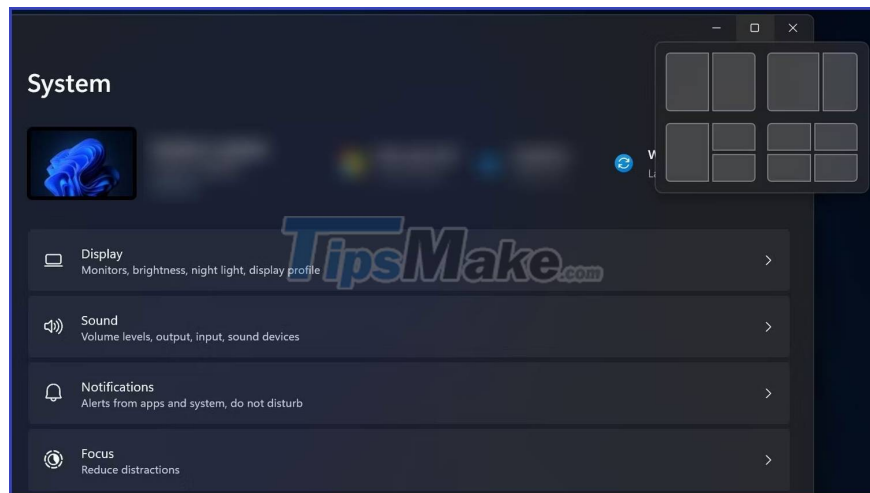
6 reasons why Windows 11 is better than macOS

Whether Windows is better than macOS has long been a hotly contested issue among tech enthusiasts. And the debate is still ongoing, as people compare Windows 11 to the latest versions of macOS.

This article will compile a list of tasks that Windows 11 handles better than macOS.

1. Windows 11 offers better multitasking than macOS

Windows 11 has a "Snap layouts" feature to help you align multiple application windows by providing a variety of layout options. Depending on the screen size, Windows 11 allows you to choose up to 6 different layouts to align the windows. However, on macOS, you can only view two apps side by side. Also, putting two apps side by side on macOS requires more effort than it does in Windows 11.



On macOS, you can drag one window to the right and the other to the left. If you want to see more than two active windows, you can do so by resizing them. Some third-party apps can make it a little easier to do this quickly on macOS, but most come for a fee.

On the other hand, you can install PowerToys on Windows 11 to get advanced multitasking features and completely free in addition to 6 layout options. You can learn how to use PowerToys to do more on Windows 10 and 11.

2. Taskbar in Windows 11 is better than the Dock experience on macOS



The Taskbar in Windows 11 is better than the macOS Dock experience in many ways. For example, the Taskbar is highly customizable compared to the Dock. You can change the color, transparency level and alignment of the app icons in it.

Also, unless the Taskbar contains too many application icons, you will have useful clickable spaces to go directly to the Task Manager and Taskbar settings. You can't do that in macOS.

In addition, you can preview thumbnails of opened applications by hovering over the application icon on the Taskbar. The preview also gives you useful controls. For example, the thumbnail preview of the music player app will include options like **Play**, **Pause**, and **Skip**. App previews are not supported in the macOS Dock.

3. Windows 11 has better app support


Windows is the most popular desktop operating system and this is why most developers bring their applications to this operating system first. Thus, Windows 11 reaps the benefits of a large library of Windows programs. Thanks to better app support, you can even change the look and feel of Windows 11 and do more.

If you're switching from Windows to macOS, you may also have to pay for some of the apps you're using for free on Microsoft's desktop operating system. This can be a problem for many people.

4. Windows 11 can run Android apps

You can use many Android apps on your Windows 11 PC through the Amazon Appstore. However, this way, you cannot access every Android app available on the Google Play Store.

On the other hand, if you own a high-end or mid-range Samsung Galaxy Android phone, you can run your phone's Android apps on your Windows 11 PC through the Phone Link software. In short, you can run Android apps in Windows 11 comfortably if the stated criteria are met.



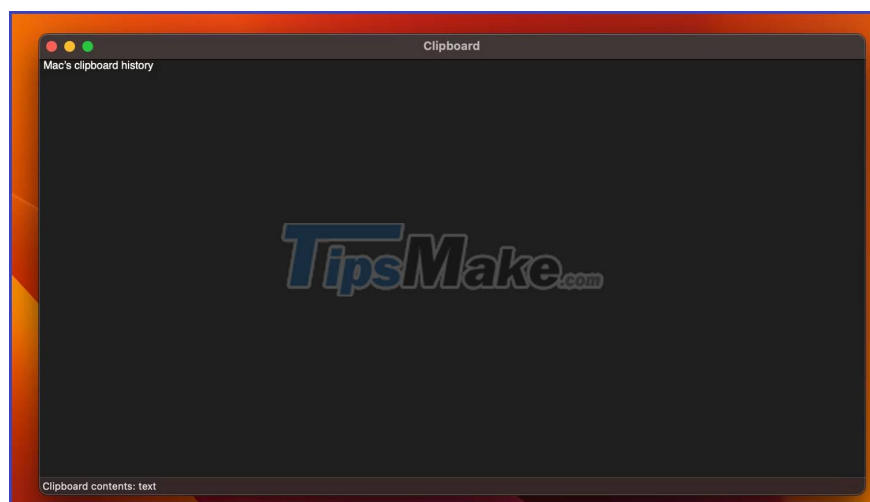
You can't run Android apps on a Mac, nor can you run iOS apps on Windows 11. iPhone and Windows 11 devices can't work as closely together as Android and Windows 11, because Apple grants controlled access control over its software and services to third parties.

5. Windows 11 can connect to both Android and iOS

Windows 11 users can connect their iOS devices via Phone Link for iPhone. By syncing your iPhone with Windows 11, you can view notifications on your mobile device, keep yourself updated with the latest messages, and receive or make phone calls right from your PC. You can do all of that if you have an Android phone.

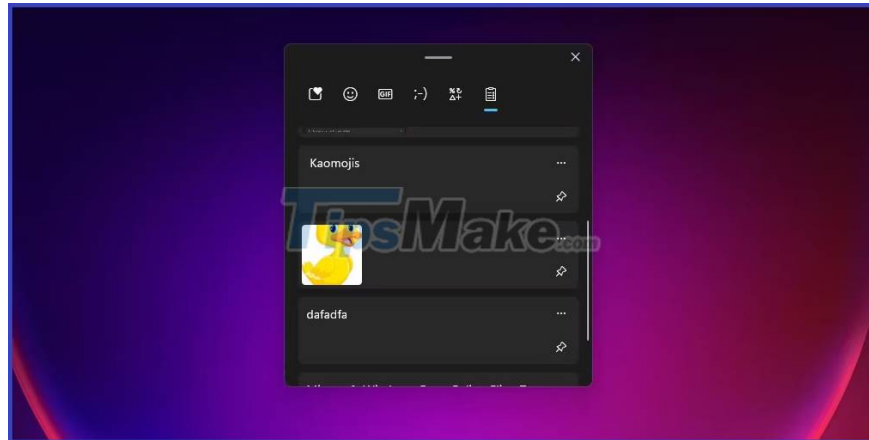
However, there are some additional perks if you have a supported Samsung Galaxy phone. For example, you can access your mobile apps on your PC. Not only that, Samsung Galaxy users can also pin their phone apps to the Windows 11 Taskbar. macOS can only connect to iPhone, not Android.

6. Windows 11 clipboard history keeps a record of the last 25 items cut or copied



When you copy something on macOS, the clipboard history stores that content. But macOS clipboard history isn't nearly as active as an option in Windows 11.

The clipboard history in Windows 11 will store copied text and images for later use. It will show the last 25 items that you cut or copied. When you are reading something and want to copy important lines, you can do it in one go instead of continuing to go back to the article to copy and paste wherever needed. The macOS Clipboard will only show the last text item you copied.



You can access clipboard history in Windows 11 by pressing **Win + V** on your keyboard. Again, this functionality is not enabled by default but you can enable clipboard history on Windows 11 by following some simple steps.

Other advantages of using Windows 11 on macOS

Although Windows 11 has strict hardware requirements, it can still run on a wide variety of devices with different specifications. You can buy a Windows 11 PC for cheap, or pay a hefty price for a high-quality PC with powerful specs. Also, Windows is the best desktop operating system for PC gaming.

Windows 11 outperforms macOS in every feature discussed above. However, you may not need to use all of those benefits, depending on what you'll be doing on your computer. If possible, try using both operating systems to find out which one suits your needs and which one you like best.

You finished reading the article "**6 reasons why Windows 11 is better than macOS**" edited by the [TipsMake](#) team. We hope this article has provided you with many useful tech tips and tricks. You can search for similar articles on tips and guides. Thank you for reading and for following us regularly.