

6 pages to discover new music and find playlists for Spotify

Unlike other music streaming services, the open nature of Spotify makes it easy to discover new tunes from apps, friends and third parties.

Unlike other music streaming services, the open nature of Spotify makes it easy to discover new tunes from apps, friends and third parties.

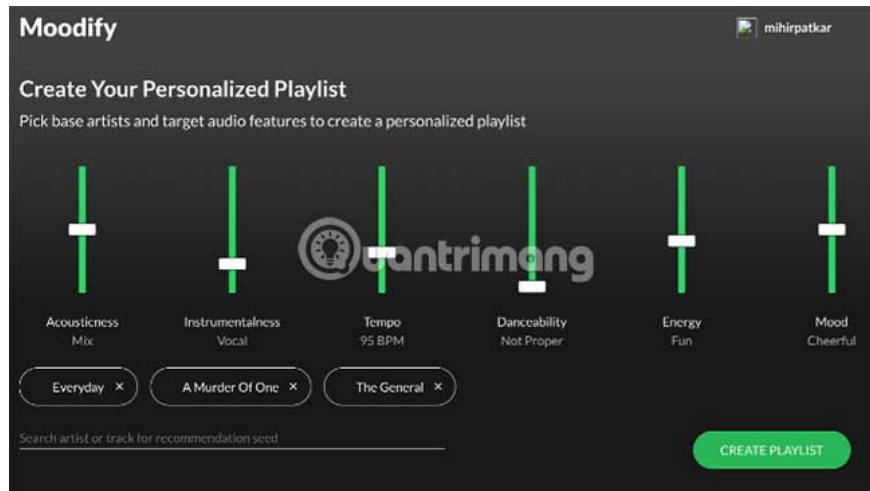
Now, Spotify has done a great job of discovering new songs you may like, through features like **Discover Weekly**, **Daily Mix** and **Radio Station** . But outside of Spotify there are still better ways to discover new songs.

Here are 6 great apps for getting new playlists or album recommendations.

Discover new music and find playlists for Spotify with the following 6 websites

1. 1. Moodify.app (Web): Playlists are based on songs and music features
2. 2. MagicPlaylist.co (Web): Create playlists based on a song
3. 3. Discoverquickly.com (Web): Find new music on Spotify
4. 4. Play-Later.com (Web): Discover new albums on Spotify
5. 5. Shufflespotify.com (Web): Random playlist based on popularity
6. 6. Playlistify.app (Web): Create playlists from setlist

1. Moodify.app (Web): Playlists are based on songs and music features



It's easy for algorithms to create a random playlist based on an artist you like. Unlike most apps, Moodify wants to create a truly personalized playlist, based on the features you want right in the songs.


So here are the music features or parameters that can be adjusted for Moodify to create playlists that match:

1. **Acousticness** (digital - digital, mix, analog)
2. **Instrumentalness** (vocals - the vocal part is main, there may be accompanying instruments, mix, no vocals - no singing, only the instrument sounds)
3. **Tempo** (50 - 200 beats per minute)
4. **Danceability** (not suitable, quite good to dance, great to dance)
5. **Energy** (mellow, fun, energetic)
6. **Mood** (sad, happy, joyful)

In addition to the above parameters, you can use Moodify to find songs similar to some of your favorite tracks. Search for them in the box provided and select from the Spotify results.

When you click the **Create Playlist** button, the new playlist will appear in the Spotify app under the name '**Discover Moodify**'. If you like, change the name to save it and use it in the future or make a copy. Before using Moodify again, delete this playlist or new songs will be added to it.

2. MagicPlaylist.co (Web): Create playlists based on a song



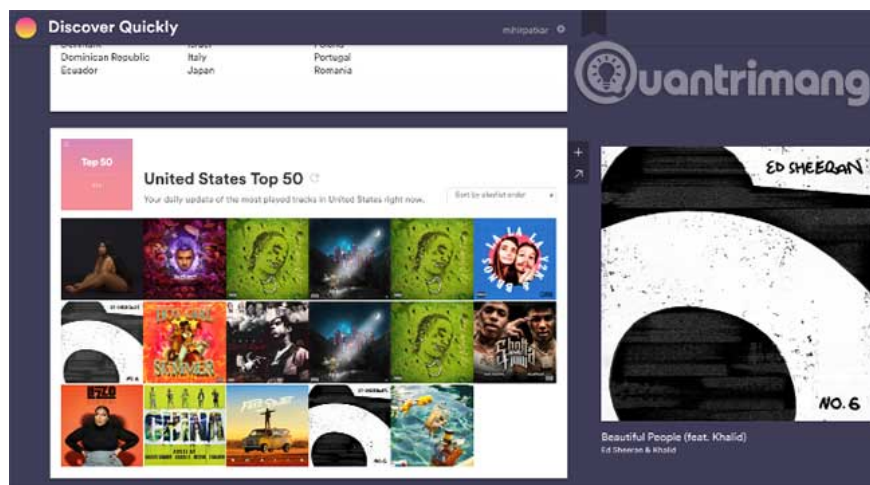
You have a favorite song and want to listen to other songs like that. Go to MagicPlaylist and enter the name of the track to get instant playlists of similar songs (including the original).

You can choose the length of the playlist (one, two or three hours) to add more or fewer songs. Playlists can be made public or private and renamed before you save it on Spotify. And before saving, you can search Spotify to add other songs you want in the playlist.

MagicPlaylist is not a complicated algorithm. The developer said it works by finding the original music you like, related artists and adding top songs of these artists.

MagicPlaylist is one of the fastest ways to get playlists. It is especially useful for creating a workout playlist in a few hours based on the type of tempo and beat you are looking for.

3. Discoverquickly.com (Web): Find new music on Spotify



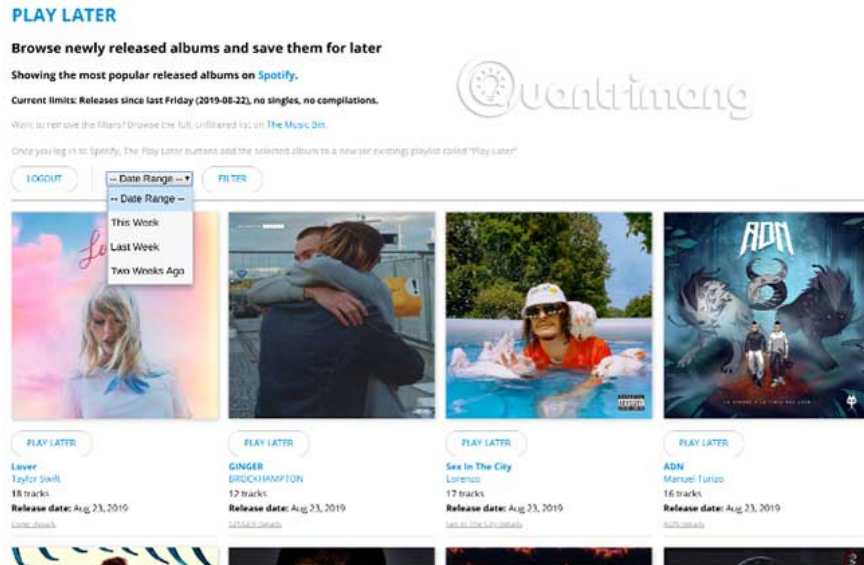
Created by two Spotify employees at a Hackathon (software development) competition, Discover Quickly is a web application to find new music based on your interests. Here, there's nothing that Spotify doesn't have, but with a much easier to use interface.

At the top of the page are quick links to playlists, top tracks, artists, saved albums, new genres and releases. Click on any of the links above to see a collection of tracks. Hover over any track to hear a preview (or entire song if you have Spotify Premium).

If you like what you're listening to, click on it to get a menu of similar song and artist recommendations based on that track. Keep listening to the preview and click what you like.

Each track you click is automatically added to the Discover Quickly queue. You can save this queue to a playlist in your Spotify account or save all tracks to your Spotify library. If you don't like one of the tracks, delete it before you save the queue.

4. Play-Later.com (Web): Discover new albums on Spotify

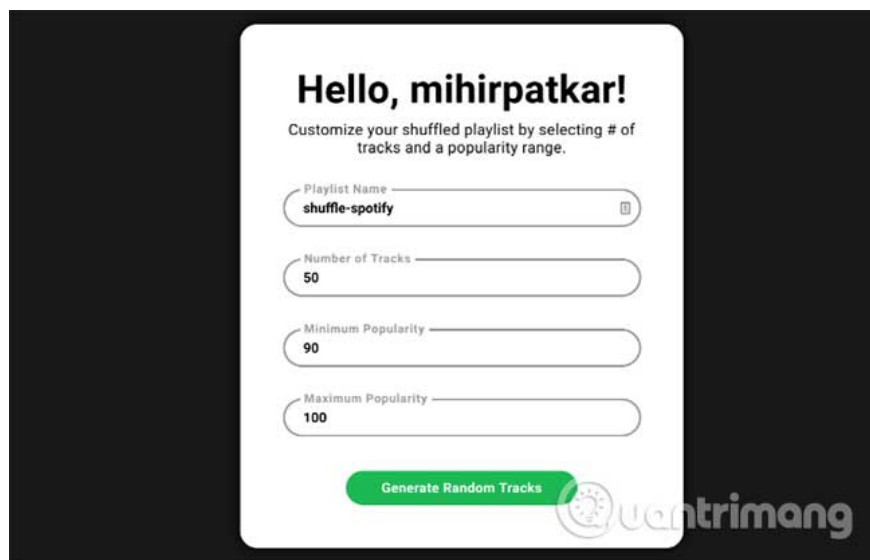


Based on the number of individual playlists and songs pushed by Spotify, you might think that artists and bands no longer release albums. But good old albums are still there and Play-Later is here to help you find them.

Every Friday, Play-Later lists albums released last week and ranks them by popularity. You can get cover art, artist name and album and number of songs in it. If something appeals to you, press '**Play Later**'. The album is automatically added to a playlist named '**Play Later**' in Spotify.

You can view your past two collections through quick filters, scroll to the bottom of the page to see all collections since November 2015. If you want the most popular albums on Spotify since 2015, Come to **The Music Bin**.

5. Shufflespotify.com (Web): Random playlist based on popularity




Shuffle Spotify is for those who are willing to explore a whole new world of music. This is one of the most random ways to create playlists on Spotify.

The app asks you to say how many tracks you want in the playlist and select the minimum or maximum popularity rating on the music streaming service. You can also name the playlist before starting.

Once you've selected your settings, Shuffle Spotify will generate random music tracks and you'll find a new playlist on Spotify. You may discover some of the lowest ranked songs, etc . depending on the 'adventure' feeling you want to experience.

6. Playlistify.app (Web): Create playlists from setlist



You can't be at every concert that your favorite artist plays. But maybe you can get closer to the band by listening to the same setlist (the list of songs performed by a singer or band in a concert) they played. Playlistify is the simplest way to turn a setlist into a playlist for Spotify (and also Apple Music).

The application works with 3 popular setlist managers: 1001 Tracklists, Setlist.FM, and LiveTracklist.

Between these 3 options, you will find tracklist based on live shows and concerts, music festivals, venues, radio shows, etc. Get the URL of something that appeals to you, stickers Go to Playlistify and let the tool do the magic.

Of course, you need to grant Playlistify access to Spotify. Playlistify is a great way to discover an exciting new playlist for your favorite artists.

Now that you have new songs added to your favorite streaming service, it's time to start enjoying them. But before continuing, here are a few simple but essential Spotify tips to enhance your music experience.

Wish you find yourself the right choice!

You finished reading the article "**6 pages to discover new music and find playlists for Spotify**" edited by the [TipsMake](#) team. We hope this article has provided you with many useful tech tips and tricks. You can search for similar articles on tips and guides. Thank you for reading and for following us regularly.