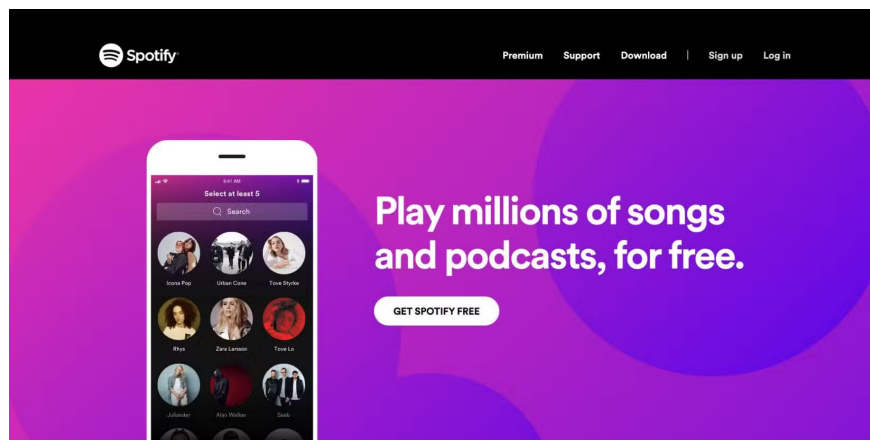


6 Legal Ways to Pay Less for Spotify Premium

If you can't afford it or want to save some money, there are some clever ways to keep listening to music on Spotify without paying the full subscription price.

Spotify Premium makes your music experience better, but it's a bit pricey. So if you can't afford it or want to save some money, there are some clever ways to keep listening to music on Spotify without paying the full subscription price.

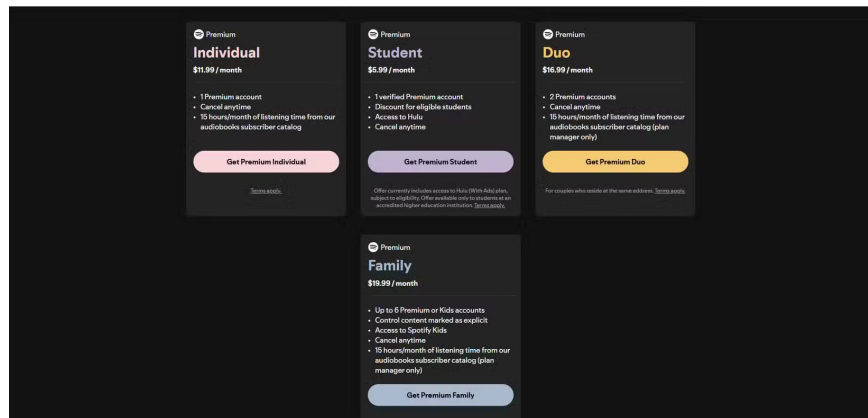
6. Take advantage of the free trial that most people miss



Spotify offers new users a free month of Premium to try out the service. What people miss, however, is that there are sometimes hidden promotions where you can get 2 or even 3 months free. These exclusive deals often appear around Black Friday, New Year's, or as surprise perks if you sign up at the right time.

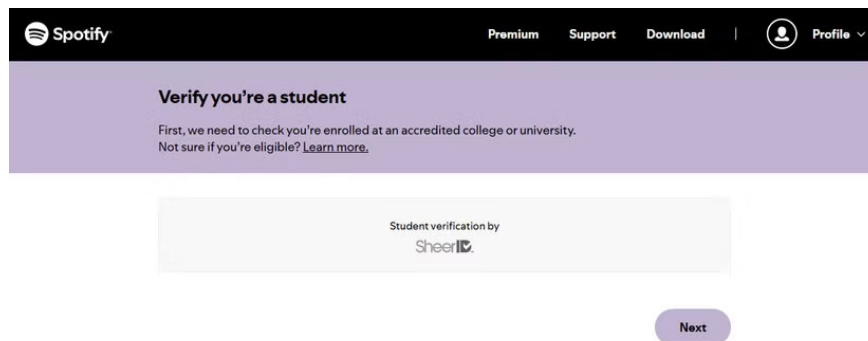
Even if you've used Premium before (or aren't sure if Spotify Premium is worth upgrading to), don't think you're out of options. Spotify often tries to win back inactive users by offering another free month to entice you to come back. These comeback offers may appear in your email inbox, promotions tab, or even on the Spotify homepage, so it's worth checking out what's available.

5. Save big with student discounts



If you're in school, Spotify Premium has its own perks. Spotify offers a special student plan that cuts your subscription fee in half, giving you all the same premium perks for just \$5.99/month.

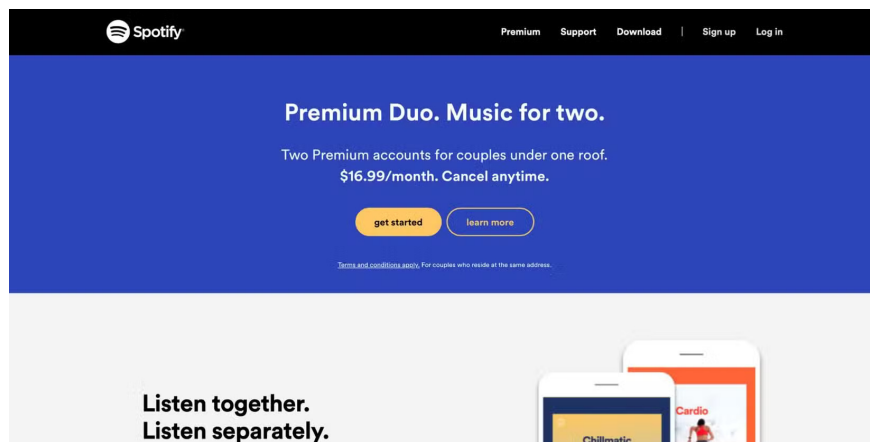
To be eligible, you will need to verify your student status through SheerID. This is a quick process that usually involves uploading a document such as a student ID or letter of acceptance. Even if you are studying part-time or online, you should still check your eligibility.



4. Switch to Family or Duo plan

Maybe you're no longer a student and your trial has expired. However, if you share a home with someone, there are still easy ways to reduce your Spotify costs.

With Spotify Duo, you and another person living under the same roof will have separate Premium accounts for about \$16.99/month, which means you'll each pay about \$8.50. This plan is perfect for couples or roommates who want to split the bill while still keeping their listening histories and recommendations separate.



For larger households, Spotify Family is an even better deal. For around \$19.99/month, up to six people living at the same address can have their own Premium accounts. Split per person, it's just over \$3 each, making it one of the cheapest ways to enjoy ad-free listening.

3. Buy discounted gift cards or use cash back

Spotify gift cards aren't just for giving to other people — they can be a smart way to cut your own expenses if you know when and where to shop. Big sales events like Cyber Monday are great opportunities to score discounted gift cards from major retailers like Amazon, Walmart, and Best Buy.

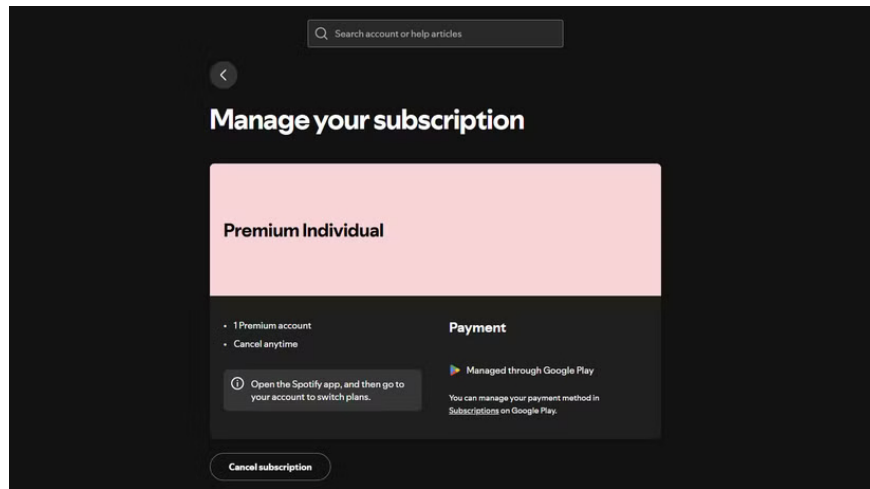
These cards typically include 1, 3, 6, or 12 months of Spotify Premium. Occasionally, you'll even find bundle deals where you can purchase a certain amount of money and earn an additional bonus card. Some stores also run limited-time promotions that incorporate gift card discounts. This is a tactic retailers use to boost sales during the busy shopping season, but for you, it's an easy way to save money and get extra benefits.

2. Check your service plan or phone

Before signing up for Spotify Premium, take a moment to see if it's included in your phone or internet plan. Many providers offer Spotify as a free or discounted benefit.

These benefits often apply to both new and existing customers, so do your research before you pay. It's not just phone and internet providers that offer Premium subscriptions. Some smart devices come with free trials, too. Google Nest speakers, like the Nest Mini or Nest Audio, often include a Spotify Premium trial when you buy them.

Similarly, Roku streaming devices have partnered with Spotify to offer Premium trials. These deals change throughout the year, so before you pay for Spotify Premium separately, check what your new phone, internet, or smart device plan includes.



1. Regional pricing via VPN (but with risks)

Spotify Premium prices aren't the same everywhere. Depending on where you live, the monthly cost can vary significantly. In countries like Egypt or Nigeria, Premium can cost a fraction of what users in the US or Europe pay. Some people try to take advantage of these regional differences by using a VPN to sign up for a lower price.

While this may sound appealing, there are a few things to consider. To pay for a subscription in another country, you'll typically need a local payment method that works for the region you're subscribing to. Even if you manage to do that, using a VPN with Spotify isn't officially supported and can lead to performance issues like slower streams or connection issues.

See also:

1. How to Set a Spotify Playlist as an Alarm on Android
2. Spotify free users can skip ads
3. 15 Spotify tips you shouldn't miss for a better music listening experience
4. How to listen to Spotify music on Windows 10 without an account

You finished reading the article "**6 Legal Ways to Pay Less for Spotify Premium**" edited by the [TipsMake](#) team. We hope this article has provided you with many useful tech tips and tricks. You can search for similar articles on tips and guides. Thank you for reading and for following us regularly.