

6 Hidden Firefox Settings You Should Disable to Increase Focus

Firefox has a bunch of features that you never use and that can even affect your concentration. Here are some settings that users should disable in Firefox to use the browser better.

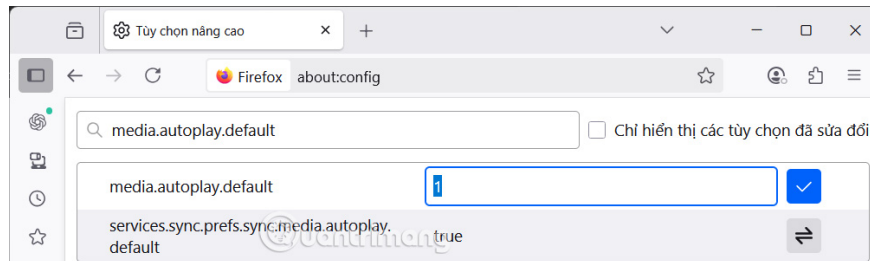
Firefox has a bunch of features that you never use and they even affect your privacy when using the browser. Here are some settings that users should disable on Firefox to use the browser better.

Turn off autoplay video and audio on Firefox

If you want a distraction-free browsing experience, Firefox lets you disable autoplay of video and audio.

You **type about:config in the browser address bar** , then you **type media.autoplay.default** in the search box.

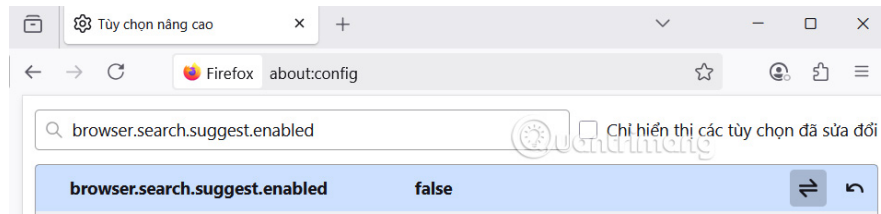
Click the pencil icon next to it and change the value from 1 to 5 , this will immediately stop video and audio from autoplaying.



Turn off search suggestions on Firefox

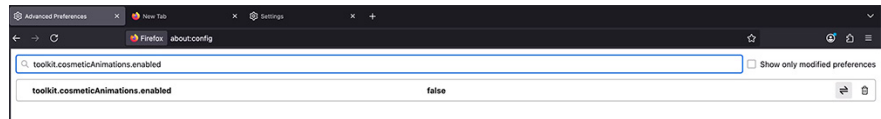
Firefox shows search suggestions as you type keywords in the search bar. If you share a computer, this can reveal information about you.

Also go to about:config page and **enter browser.search.suggest.enabled** . Now **change it to False** to turn off search suggestions.



Remove redundant animations

Firefox has built-in effects and animations, but on low-end computers they can affect your experience. Type **toolkit.cosmeticAnimations.enabled** and double-click it to **change the value from True to False**.



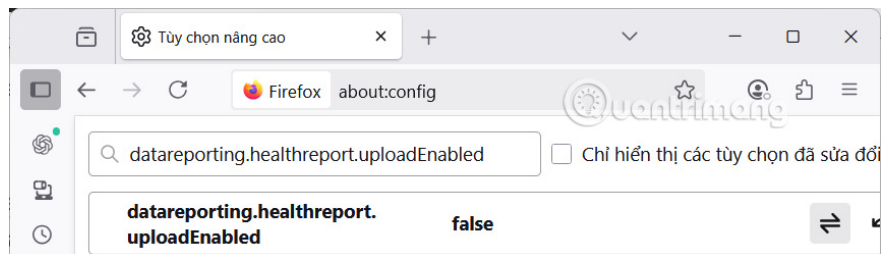
Turn off telemetry and data collection

Firefox collects some diagnostic data, commonly known as telemetry, to help troubleshoot existing bugs. If you are a privacy-conscious user, you should disable this feature.

To disable telemetry and data collection in Firefox, find the following entries in about:config and **set their values from True to False**.

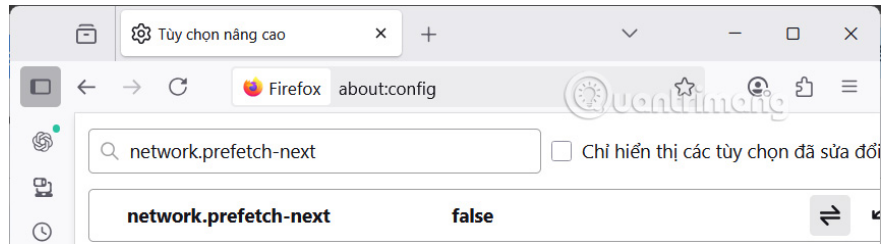
1. Toolkit.telemetry.enabled
2. Toolkit.telemetry.unified
3. Browser.ping-center.telemetry
4. datareporting.healthreport.uploadEnabled

Also, check the toolkit.telemetry.server option. If it contains any strings, delete them. This ensures Firefox is no longer sending tracking data.



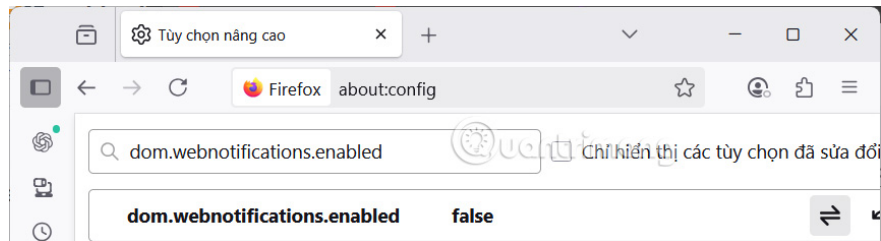
Disable preloading of links

Firefox preloads pages in the background before you click, allowing them to open faster but slowing down your browser. Go to about:config and **search for network.prefetch-next**, then double-click it and **change its value to False**.



Disable web notifications on Firefox

You find the `dom.webnotifications.enabled` option and change its state to **False** .



You finished reading the article "**6 Hidden Firefox Settings You Should Disable to Increase Focus**" edited by the [TipsMake](#) team. We hope this article has provided you with many useful tech tips and tricks. You can search for similar articles on tips and guides. Thank you for reading and for following us regularly.