

# 6 Hidden Files That Are Wasting a Lot of Space on Android

The biggest space hogs on your Android phone aren't always the things you can see. If your storage is filling up faster than usual, hidden files you never touch could be the culprit.

The biggest space hogs on your Android phone aren't always the things you can see. If your storage is filling up faster than usual, hidden files you never touch could be the culprit.

## 6. Cache and application data

Every app you use stores temporary files, called caches, to speed up loading. Social media , browsers, and streaming apps often create the largest caches because they handle a lot of images and videos. Over time, these caches can become very large. Clearing the cache is a way to free up space immediately without deleting your saved logins or settings.

App data is different. It contains personal settings, saved accounts, and sometimes downloaded files from within the app. Clearing the cache will reset the app to its default state, meaning you'll need to sign in again and set your preferences. This can be useful for troubleshooting an app or freeing up space in apps you rarely use.

# Settings



## Advanced features

Labs • S Pen • Side button



## Digital Wellbeing and parental controls

Screen time • App timers



## Device care

Storage • Memory • App protection



## Apps

Default apps • App settings



## General management

Language and keyboard • Date and time



## Accessibility

Vision • Hearing • Dexterity



## Software update

Download and install



## Tips and user guide

Useful tips • New features



## About phone

Status • Legal information • Phone name

# < Apps



## Choose default apps

Choose which apps to use for making calls, sending messages, going to websites, and more.

## Samsung app settings

Your apps (177)



AI Core  
4.07 GB



Samsung Language Core  
3.20 GB



Samsung Vision Model  
1.75 GB



Google Play services  
0.99 GB



Photos  
0.92 GB



Galaxy Watch7 Manager  
786 MB



Chrome  
646 MB

## < App info

### Usage

#### Mobile data

293 kB used since 1 Aug

#### Battery

0% used since last fully charged

#### Storage

808 MB used in Internal storage

#### Appear on top

On

#### Change system settings

Allowed

#### Install unknown apps

Not allowed

#### App details in store

App downloaded from Galaxy Wearable

Version 2.2.15.25072451



Uninstall



Force stop

< **Storage**



**Galaxy Watch7 Manager**

Version 2.2.15.25072451

Space used

App	288 MB
Data	498 MB
Cache	21.41 MB
<b>Total</b>	<b>808 MB</b>



Clear data



Clear cache







## 5. Old Downloads You Forgot About

**The Downloads** folder often contains files you no longer need. These could be old PDFs , photos you saved somewhere else months ago, APK installers, or large videos you forgot about. If you've ever transferred files from another phone or received them over Bluetooth , they may still be there, taking up significant space. These files don't affect how your apps work, but they can quickly build up and waste space.

**To delete them, open the Files by Google or My Files app and navigate to the Downloads folder .**




## Categories

-  Images
-  Videos
-  Audio files
-  Documents
-  Downloads
-  **APK**  
Installation files

## Storage

 Internal storage 98.4 GB / 512 GB

 OneDrive  
Not signed in

 Google Drive  
Not signed in

 Network storage

## Utilities

 Recycle bin



▶ Downloads

2.18 GB

This week



OD433504445681627100-1.pdf

www.flipkart.com

8 Aug 2:10 pm

1.98 MB



OD435108711255428100.pdf

www.flipkart.com

8 Aug 2:08 pm

668 KB

This month



IRCTC ERS

31 Jul 9:15 pm

18 items

Earlier



com.interfun.buz

10 Jun 12:00 am

1 item



GalaxyEnhance-X

8 May 10:08 am

7 items



Quick Share

12 Feb 9:41 pm

21 items



TeraBox

4 Feb 8:27 pm

1 item

## 4. Browser data piles up

Your web browser can be a huge waste of space on your phone. Every site you visit caches images, cookies , and other data, which helps pages load faster, but can also build up quickly. Outdated cookies can also cause some pages to not load properly.

To clear this data in Chrome, open the app and tap the three-dot menu in the upper-right corner. Select **History** , tap **Privacy and security** , then select **Delete browsing data** . Select **Cached images and files** to free up space while keeping most of your login information intact. Only select **Cookies and site data** if you want to refresh your entire browser or are having trouble with specific sites; note that this will log you out of most accounts.



+ New tab

🔒 New Incognito tab

🕒 History

🗑️ Delete browsing data

✓ Downloads

★ Bookmarks

📄 Recent tabs

⚙️ Settings

🔍 Help and feedback

Search



Buy Samsu... Bu

Safety check




S  
F

Discover

5 Ways To Use Your TV's USB Port To Level Up Your Device



bgr.com · 2d



← Settings 

 Google services

Basics

Search engine  
Google

Address bar  
Top

Privacy and security

Safety check

Passwords and autofill


Google Password Manager

Payment methods

Addresses and more

Autofill services

Advanced

← Privacy and security 

Privacy

Delete browsing data

Delete history, cookies, site data, cache...

Privacy guide

Review key privacy and security controls

Third-party cookies

Third-party cookies are allowed

Ads privacy


Customise the info used by sites to show you ads

Send a 'Do Not Track' request

Off

Preload pages

Standard preloading

Lock Incognito tabs when you leave  
Chrome 

Use screen lock to see open Incognito tabs

Security

Safe Browsing

Enhanced protection is on

# ← Delete browsing data



Time range

Last hour



Browsing history

None



Cookies and site data

From 32 sites. Signs you out of most sites.



Cached images and files

Less than 1 MB. Some sites may load more slowly on your next visit.



Tabs

1 tab on this device



Saved passwords

None



Autofill form data

None



Site settings

None



Delete data

### 3. Offline Maps You Don't Need Anymore

Navigation apps like Google Maps can store large amounts of offline map data for areas you've saved. This is useful when traveling without a reliable internet connection, but can also take up a significant amount of space, especially if you've downloaded large areas.

To delete them from Google Maps, open the app and tap your profile picture in the top right corner. Select **Offline maps** to see your saved areas, tap the three-dot icon for areas you no longer need, and select **Delete** . You can always reload the map before your next trip.



Hi, Digvijay!

Manage your Google Account

Switch account F V +6 ▼

More from Maps

Turn on Incognito mode

Your profile

Your Timeline

Location sharing

Offline maps

Add your business

Your data in Maps

Settings

# Offline maps



## Downloaded maps

From your home and work addresses



Home

98 MB • Expires 10 Aug 2026 unless updated



Select your own map

# Offline maps



## Downloaded maps

From your home and work addresses



Home

98 MB • Expires 10 Aug 2026 unless updated



- Update
- View
- Rename
- Delete



Select your own map

# Offline maps



## Downloaded maps

From your home and work addresses

-  **Home**   
98 MB • Expires 10 Aug 2026 unless updated

**Delete this map?**  
Your offline map **Home** will be deleted

Cancel    Yes

Select your own map

## 2. Remaining application data

When you uninstall an app, it doesn't always delete all the files it created. Some apps leave behind folders containing cached data, settings, or downloaded content. Over time, this leftover data can take up a significant amount of space, especially if you have a large game or an app with a lot of media.

On most Android phones, open the file manager, enable the option to show hidden files, then navigate to **Internal storage > Android > obb** .



### Categories

- Images
- Videos
- Audio files
- Documents
- Downloads
- Installation files **APK**

### Storage

Internal storage **98.5 GB / 512 GB**

OneDrive  
Not signed in


Google Drive  
Not signed in

Network storage

### Utilities

Recycle bin



 Internal storage

All

Size



Alarms

1 Jan 1:17 pm

0 items



Android

4 Feb 8:30 pm

3 items



Audiobooks

1 Jan 1:17 pm

0 items



blockcanary

14 Mar 4:56 pm

0 items



DCIM

30 Jul 6:01 pm

14 items



Documents

13 Jul 6:58 pm

3 items



Download

14 Aug 4:25 pm

511 items



log

4 Feb 8:20 pm

1 item



Movies

4 Feb 8:27 pm

2 items



Internal storage ▶ **Android**



↓ Name | ↑



**data**

9 Aug 1:41 pm

0 items



**media**

22 Jul 2:03 am

3 items



**obb**

29 Apr 11:34 pm

3 items

# 1. Hidden data accumulates in messaging apps

By default, many messaging apps like WhatsApp , Telegram , and Messenger save every photo, video, and audio you receive, even after you delete them from the conversation. Over time, these files can take up a lot of space, especially in active groups or channels.

Most of these apps have storage management options that make it easy to review and delete old files. In WhatsApp, go to **Settings** > **Storage and data** > **Manage storage** to see which chats and media are taking up the most space, then select and delete what you no longer need.

# WhatsApp




Ask Meta AI or S

Archived

- Profile card
- WhatsApp Status
- Family Status
- Group

- New group
- New community
- Broadcast lists
- Linked devices
- Starred
- Payments
- Read all
- Settings

- Chat item 1
- Chat item 2
- Chat item 3



Chats



Updates



Communities



Calls

# ← Settings



**Digvijay**

Keep it simple, keep it real



## Account

Security notifications, change number



## Privacy

Block contacts, disappearing messages



## Avatar

Create, edit, profile photo



## Lists

Manage people and groups



## Chats

Theme, wallpapers, chat history



## Broadcasts

Manage lists and send broadcasts



## Notifications


Message, group & call tones




## Storage and data

Network usage, auto-download


## ← Storage and data

 **Manage storage**  
574.5 MB

 **Network usage**  
5.1 GB sent • 7.2 GB received

Use less data for calls

Proxy  
Off

 **Media upload quality**  
Standard quality

**Auto-download quality**  
Choose...

**Media auto-download**  
Voice messages are always automatically downloaded

**When using mobile data**  
No media

**When connected on Wi-Fi**  
No media

**When roaming**  
No media

# ← Manage storage

574 MB

Used

414 GB

Free




● WhatsApp (574 MB)

● Other apps (76 GB)

## Review and delete items

Larger than 5 MB

324.3 MB >



## Tools to save space



### Turn on disappearing messages

Stay in control of future storage needs and build privacy into your chats.



### Manage downloads

Save storage by deleting app downloads you don't use.

## Chats



[blurred chat icon]	351.7 MB
[blurred chat icon]	56.6 MB

Telegram and Messenger have similar options under **Data and storage** , allowing you to quickly delete old or large files to reclaim space.

You finished reading the article "**6 Hidden Files That Are Wasting a Lot of Space on Android**" edited by the [TipsMake](#) team. We hope this article has provided you with many useful tech tips and tricks. You can search for similar articles on tips and guides. Thank you for reading and for following us regularly.

---