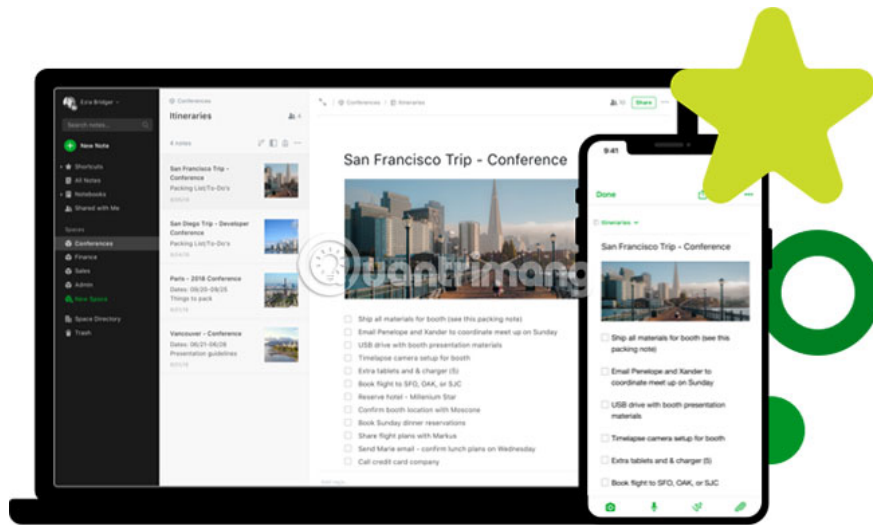


# 6 best note-taking apps for iPad and iPad Pro

The best iPad note-taking apps sync notes across all devices and come with a bunch of useful features.

So, if you are looking for the best note-taking app for iPad or iPad Pro, continue reading the following article to learn more.

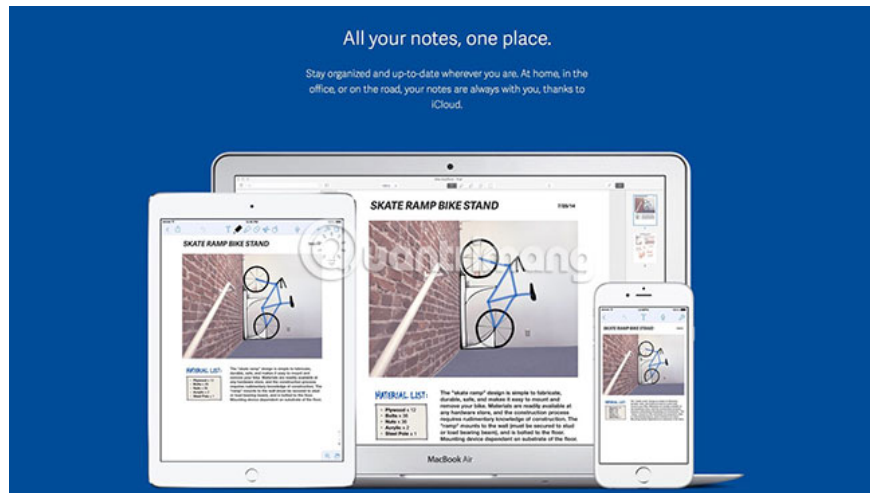
## 1. Evernote



Another iPad note-taking app worth considering is Evernote. No need to introduce much about this application. It has been one of the best note-taking apps on all major platforms in recent years.

Evernote has a free version. You can use it to take notes, format them as you like, record audio, and create to-do lists. However, more powerful features, such as version history, PDF annotations, integration with cloud service providers, and multi-person collaboration require a subscription. The free version is also limited to 2 devices.

## 2. Notability



Notability is the best note-taking app for iPad if the ability to annotate PDFs is an important feature for you. Thanks to its ability to facilitate note-taking with an Apple Pencil or stylus, Notability becomes a great app for creating bullet journals (a very effective way of taking notes on tasks and plans created by Ryder Carroll, a created by Brooklyn design) beautifully.

Some of the most notable features of this app include:

1. Convert handwritten notes to text
2. Supports multiple notes so you can work on two notes side by side
3. PDF Annotations
4. A search function can scan both text and handwritten notes
5. A powerful sketching tool that allows you to use custom colors and draw shapes
6. Drag and drop support for files, text, images, GIFs and web pages

As with the other apps here, Notability is compatible with iCloud so you can sync your notes across all your other iOS and macOS devices.

Finally, Notability also supports audio files. The app will sync notes with audio recordings, allowing you to hear what was said at the time you took the note. This feature is perfect for presentations and lectures.

### 3. GoodNotes

# Write Outside the Lines

Note down, shape, & share your ideas with the world's best loved digital paper.

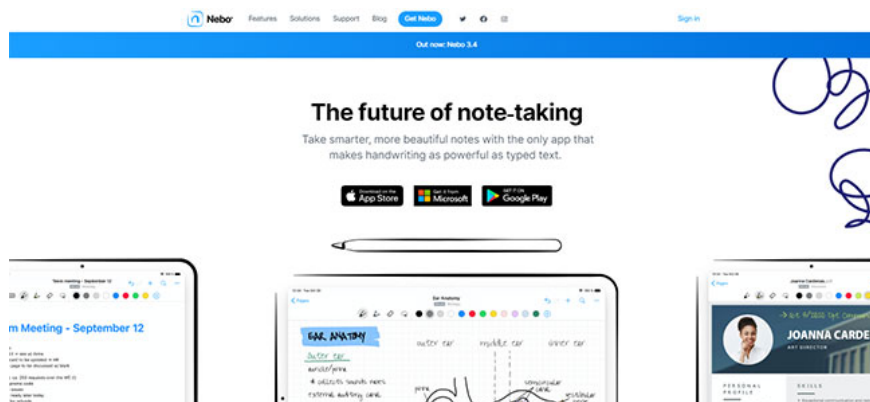


Those who want to use iPad Pro to easily create handwritten notes should consider GoodNotes. This application makes it easy to enter complex mathematical and chemical formulas, which are nearly impossible to do through a traditional keyboard.

GoodNotes' approach can also be used to annotate PDF files, plus you can search for handwritten notes and convert handwriting to text. Notes are also synced via iCloud and can be backed up to your choice of cloud services, including Dropbox, Google Drive or Box.

This app is free to use but limits you to 3 notebooks. To unlock unlimited notebooks, import documents, and recognize handwriting, there's a one-time fee of about \$9.

## 4. Nebo



For note takers whose needs go beyond the basic, Nebo can solve this challenge. While many note-taking apps allow text input, Nebo can also easily structure notes, allowing you to add paragraphs, headings, and bulleted lists for organization.

Nebo also handles "rich content," such as diagrams, sketches (with different colors and pen widths), flowcharts, and formulas, allowing you to integrate them into documents. Once completed, the document can be exported in a variety of formats, including Word, PDF, and even HTML.

Nebo helps you create beautiful notes, handwrite professional reports, sketch ideas on an infinite canvas, and annotate existing documents. With the No. 1 AI in the world, Nebo can understand every word you write. Nebo

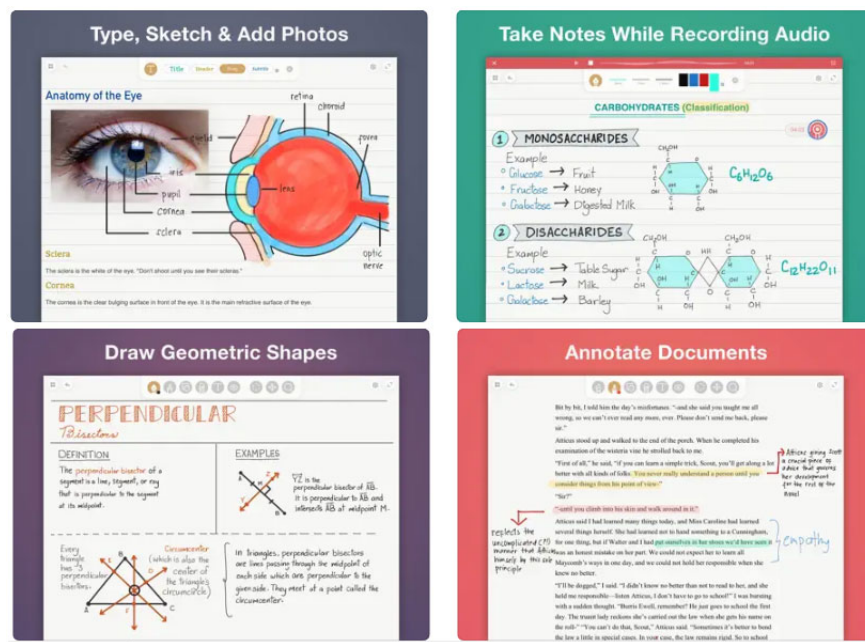
for iPad is the only note-taking app that makes handwriting as powerful and flexible as typed text. Now there's added Mac M1 support!

Turn handwritten notes into professional documents with the world's best handwriting recognition and text format conversion. Nebo understands and accurately converts even the most confusing scribbles in your choice of 66 languages.

Freedom to create and develop ideas on a limitless freeform page. Import PDF files or Word and PowerPoint documents as PDF, ready to annotate. Nebo simplifies your information workflow and increases your productivity.

Nebo is available for multiple platforms, including Windows 10, Android, and of course iOS.

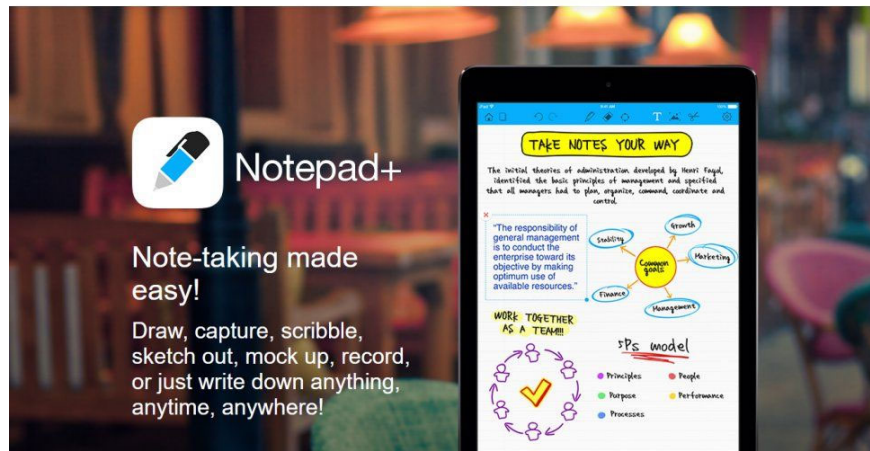
## 5. Whink



Whink is an iOS app that can create notes in handwriting, as well as in text. Whether you prefer writing with a stylus, typing text, or drawing with your finger, Whink can make the process as simple as using real paper.

Other media that can be added and combined include photos, color schemes and 'perfect geometric shapes'. Documents can also be highlighted, and Whink supports multi-tasking so you can take notes while reading another document.

## 6. Notepad+



Notepad+ provides a digital notepad for you to do almost anything you want just like in a regular blank notepad. Of course, Notepad+ is capable of entering notes as well as creating lists, but you can also use it to sketch as well as add images.

There are also additional features, especially for annotating other files, such as PDF files, as well as those from Excel, Keynote and Numbers. Drag and drop functionality allows copying images from other applications into notes, regardless of the file format used.

There are many formatting options that help Notepad+ go beyond standard note-taking software, with the ability to use different fonts, colors and highlights, as well as support for handwriting.

Emojis and smileys can also be added to notes (you can add text next to them). The zoom feature allows you to change perspective if you need to move closer or further away, which can be especially useful when using images.

Notepad+ is available in 12 different languages.

Using one of the best note-taking apps for iPad or iPad Pro is only half the battle. You'll need a lot of other apps if you want to stay productive on your iOS device.

To learn more, check out the [15 Best iPad Apps for Beginners and iPadOS Basics](#) to help you be more productive.

Hope you find the right choice!

You finished reading the article "[6 best note-taking apps for iPad and iPad Pro](#)" edited by the [TipsMake](#) team. We hope this article has provided you with many useful tech tips and tricks. You can search for similar articles on tips and guides. Thank you for reading and for following us regularly.