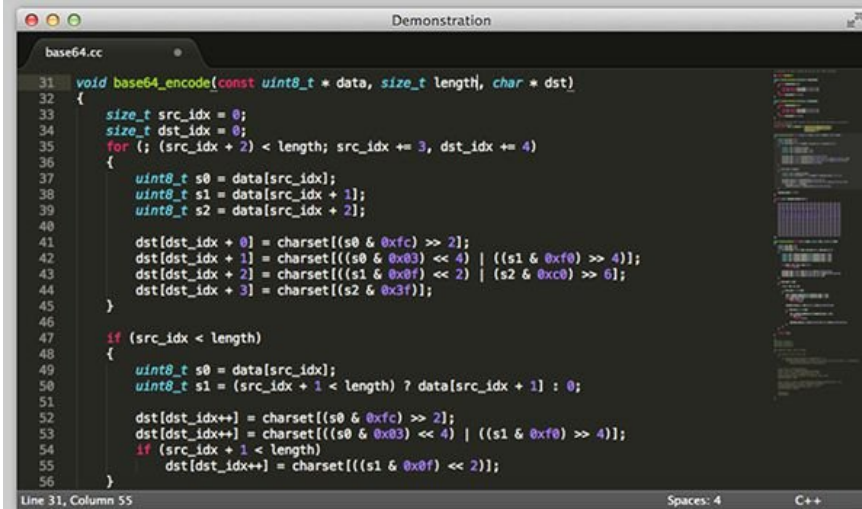


Download : Vim

2. Sublime Text

This is one of the easiest and best code editing tools for Mac users. Sublime Text is an application like Notepad that allows you to write code, highlighting a specific part using different syntax detection algorithms. This app has many features like Goto Anything, Multiple Selections, Command Palette, etc. If you worry about applications or something distracting you when writing code, you can enable Distraction-free mode to disable everything except writing code.

A screenshot of the Sublime Text editor window titled "Demonstration". The editor is displaying a C++ file named "base64.cc". The code is a function "void base64_encode(const uint8_t * data, size_t length, char * dst)" that implements a base64 encoding algorithm. The code is syntax-highlighted, with keywords in blue, variables in green, and strings in red. The editor interface includes a dark theme, a sidebar on the right for file navigation, and a status bar at the bottom showing "Line 31, Column 55", "Spaces: 4", and "C++".

```
31 void base64_encode(const uint8_t * data, size_t length, char * dst)
32 {
33     size_t src_idx = 0;
34     size_t dst_idx = 0;
35     for (; (src_idx + 2) < length; src_idx += 3, dst_idx += 4)
36     {
37         uint8_t s0 = data[src_idx];
38         uint8_t s1 = data[src_idx + 1];
39         uint8_t s2 = data[src_idx + 2];
40
41         dst[dst_idx + 0] = charset[(s0 & 0xfc) >> 2];
42         dst[dst_idx + 1] = charset[((s0 & 0x03) << 4) | ((s1 & 0xf0) >> 4)];
43         dst[dst_idx + 2] = charset[((s1 & 0x0f) << 2) | (s2 & 0xc0) >> 6];
44         dst[dst_idx + 3] = charset[(s2 & 0x3f)];
45     }
46
47     if (src_idx < length)
48     {
49         uint8_t s0 = data[src_idx];
50         uint8_t s1 = (src_idx + 1 < length) ? data[src_idx + 1] : 0;
51
52         dst[dst_idx++] = charset[(s0 & 0xfc) >> 2];
53         dst[dst_idx++] = charset[((s0 & 0x03) << 4) | ((s1 & 0xf0) >> 4)];
54         if (src_idx + 1 < length)
55             dst[dst_idx++] = charset[((s1 & 0x0f) << 2)];
56     }
```

Sublime Text is not free, although you can download the free trial version and it never seems to expire. However, if you use and love Sublime Text, you should buy a license and support development. Application available for Mac, Windows and Linux.

Download : Sublime Text

3. BBEdit



This is another good tool for writing program code. The application has the same interface as Sublime Text, seems to be focused on HTML code writers and this may be why it has many options to implement web pages in the application. BBEdit supports FTP and SETP, so you will not have problems downloading the file to the server after you finish writing.

Download : BBEdit

4. TextMate

A screenshot of the TextMate code editor. The main window shows a JavaScript file named 'mases.js' with the following code:

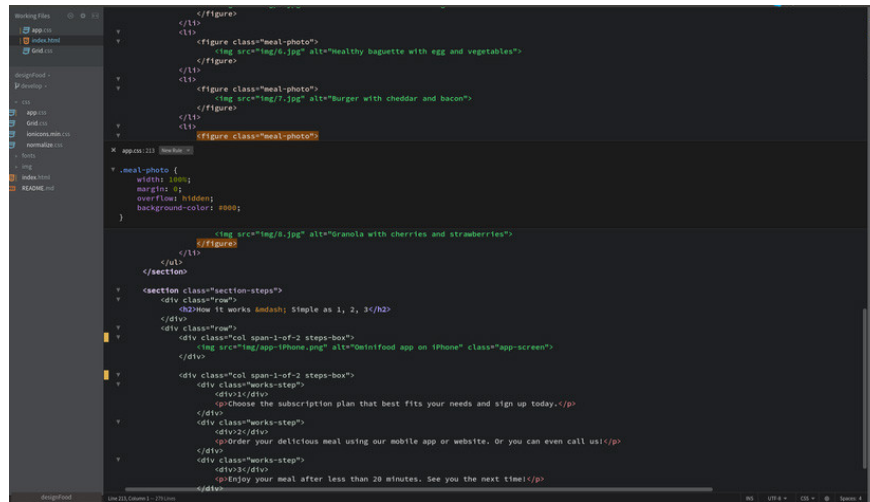
```
1 window.onload = function () {
2   // document.documentElement.className =
3   // "slideRight"
4 }
5 $(window).scroll(function () {
6   // alert("adlka")
7 });
8
9 var images = document.querySelectorAll('.image');
10 console.log(images)
11 for (var i=0; i<images.length; i++) {
12   var el = images[i];
13   el.style.width = el.width + 'px';
14   el.style.height = el.height + 'px';
15 }
16
17 // [].forEach.call( document.querySelectorAll('.
18 // image'), function(el) {
19 //   el.addEventListener('click', function(e) {
```

The code is syntax-highlighted. The editor interface includes tabs for 'mases.html', 'mases.js', 'Preferences.sublime-settings', and 'mases.css'. The status bar at the bottom indicates 'Line 16, Column 1' and 'Spaces: 4'.

If there is a lot of code-related work to be completed in a short time, then TextMate is a bad choice. The application helps you write code more easily on Mac with some pre-installed features, such as syntax highlighting, Multiple Tabs, Search and Replace. If you forget to close the parenthesis (often when writing code), the application will automatically complete for you. So the next time you write the code, you will make less mistakes.

Download : TextMate

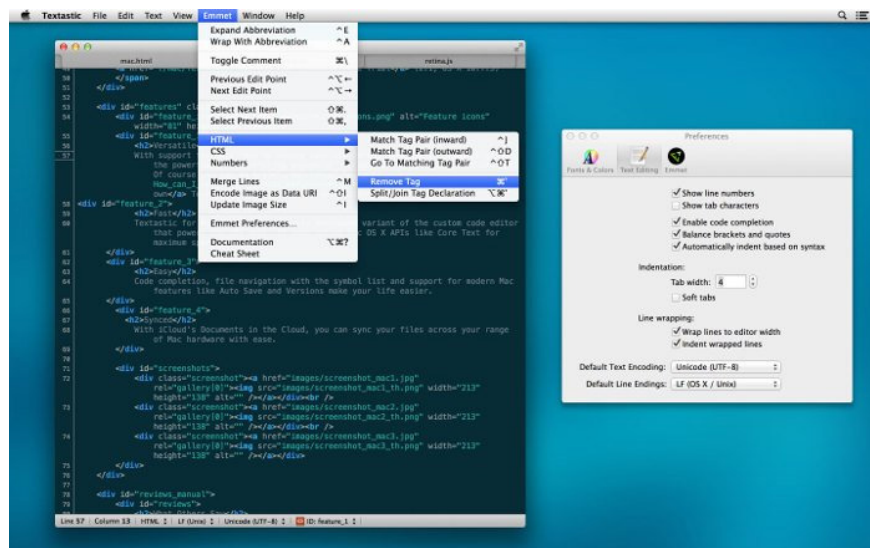
5. Brackets



What symbols do you use when writing code? Yes it is brackets. Adobe's Brackets is a powerful tool for writing code. The actual application is built for HTML code writers to develop hundreds of websites every day or even more. It highlights the syntax for users to easily search for code blocks, errors and accompany Live HTML Development to display the output of the code without saving or refreshing the page.

Download : Brackets

6. Textastic



Textastic for Mac is a simple, fast code writing tool. With features like Auto Completion, it will automatically complete some code, saving you time. In addition to the same features as the above code editor applications, it has a new feature called iCloud sync. This feature allows you to synchronize code on many different Macs, so

you can easily continue to work on other machines.

Download : Textastic

See more:

1. 8 websites that help programmers practice coding skills
2. 5 free online HTML editing tools that test the best code
3. 5 free application building platforms do not need code

You finished reading the article "**6 best code editor apps for Mac**" edited by the [TipsMake](#) team. We hope this article has provided you with many useful tech tips and tricks. You can search for similar articles on tips and guides. Thank you for reading and for following us regularly.