

6 apps to use Memoji on Android

Today's article will introduce you to various methods and applications for using Memoji on Android.

Do you have an Android phone and are jealous of seeing iPhone owners who send custom emojis based on their faces? It's called Memoji and there are ways to get a similar feature on Android.

Today's article will introduce you to various methods and applications for using Memoji on Android.

Bring Memoji to Android with the following 6 applications

1. What is memoji?
2. 6 apps to use Memoji on Android
 1. Gboard Emoji Minis
 2. Samsung AR Emoji
 3. Face Cam
 4. MojiPop
 5. Bitmoji
 6. EMOJI Face Recorder

What is memoji?

Memoji is the name of a function on Apple's iPhone that allows users to create emoticons that look like their own images. You can build from different categories like hair styles, eyes, head shapes, etc. to make it your own Memoji.

You can then send this Memoji in iMessage to make it fun for friends and family. Memoji also uses the iPhone's True Depth camera to come to life, matching users' expressions and mouth movements.

There may not be an exact copy of Memoji for Android, but these are methods that will help you achieve something similar. If you have an iPhone, see TipsMake.com's guide on creating and using Memoji.

6 apps to use Memoji on Android

1. Gboard Emoji Minis



< Richard



10:42 am [View all](#)

R [Redacted]

10:51 am

+ Enter message  



ABC    GIF :-)

← Your minis



Emoji mini



 Customise




Artist: Google



Sweet mini



 Customise





Save



Gboard, also known as Google Keyboard, contains a feature called Emoji Minis. With this feature, you can scan your face and get a variety of stickers in many styles, as well as different postures. To use it, of course you have to use Gboard as the phone keyboard. You may have done so, because Gboard has tons of interesting features.

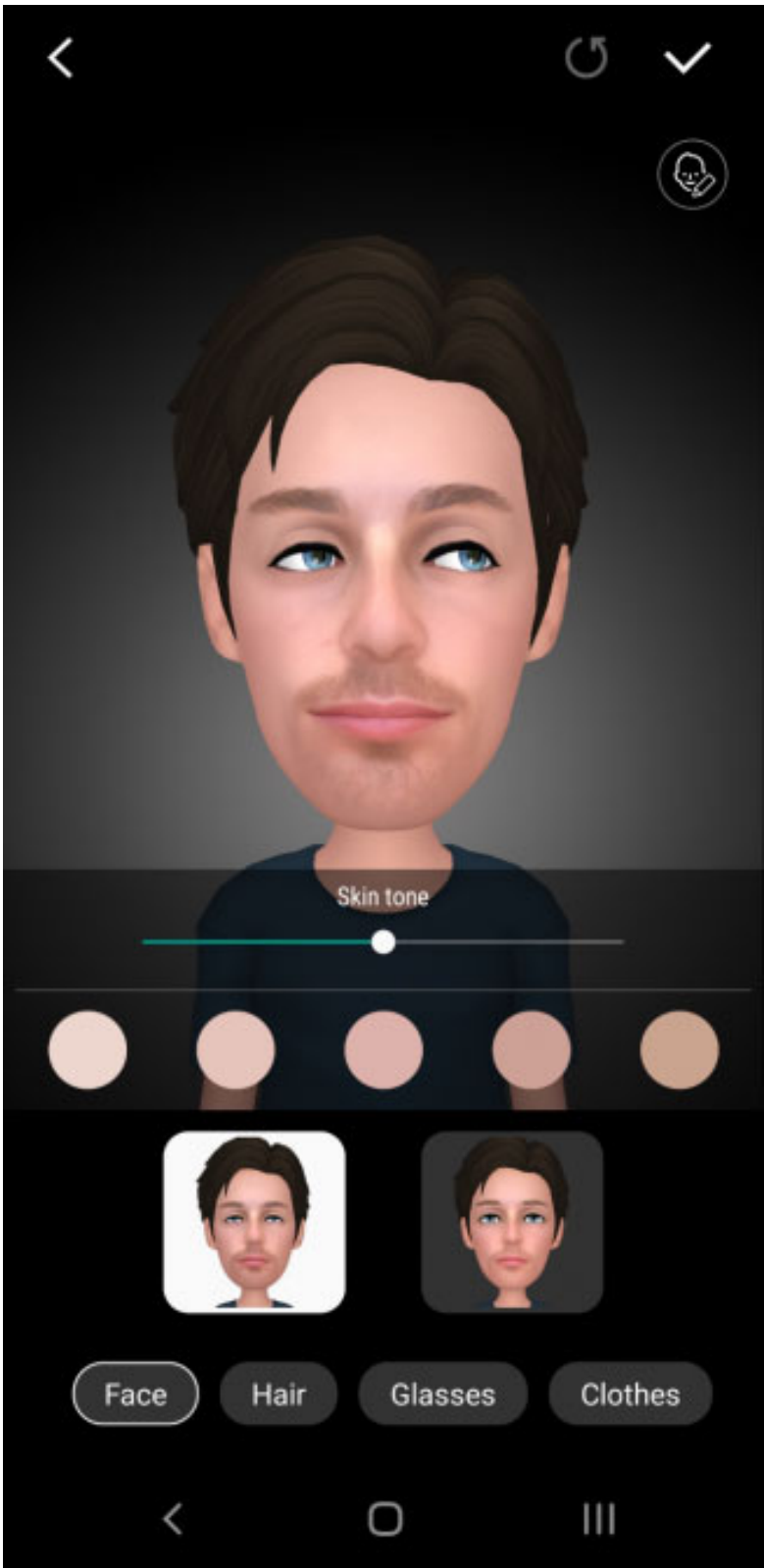
When Gboard is installed, open the keyboard somewhere, press the sticker icon, then click the plus icon. At the top is the **Your minis** section, choose **Create**.

This section guides you to take a selfie and create 3 sets of stickers: **Emoji**, **Sweet** and **Bold** . You can customize these if the process has not accurately captured the appearance characteristics from the image.

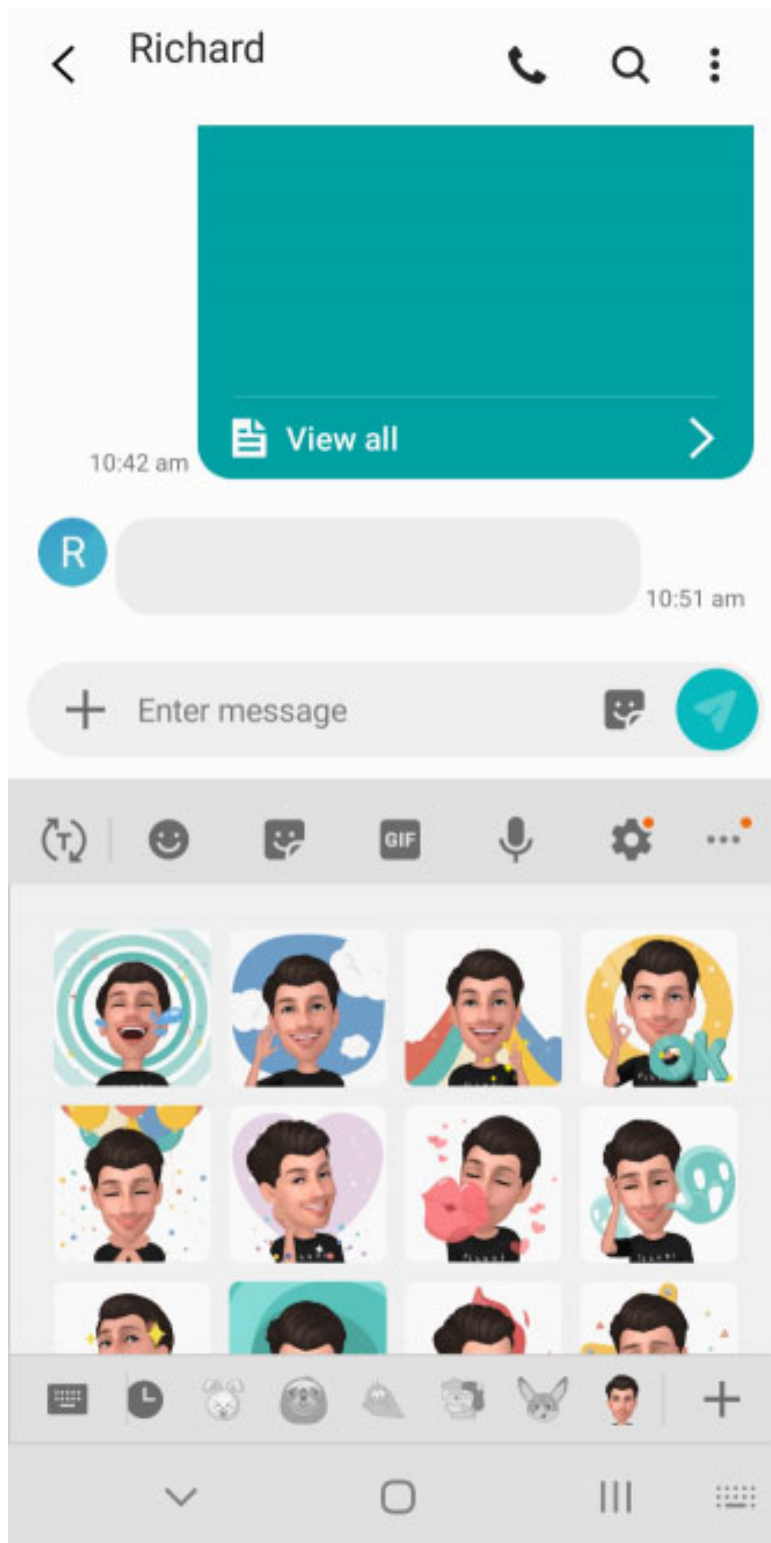
Click **Done** and your emoticon is ready to use. They will appear on the sticker of the keyboard. You can also go back to **Your minis** section to further customize it whenever you want.

Download Gboard (Free).

2. Samsung AR Emoji







Samsung AR Emoji is available on Galaxy S9 and S10, Note 9 and 10, even on S8 (with limited capabilities).


To use, launch the Camera app and switch to the front camera. Touch **AR Emoji** from the camera modes at the top. Then select the blue **Create My Emoji** button and take a selfie. Go through the steps to choose gender,

customize costumes, etc. Click **OK** when done.

When using the selfie camera, AR Emoji will appear as an option at the bottom, along with other filters. You can take photos and videos of emoticons that reflect your movement. This function is not available on S8.

You can also choose from a range of stickers and GIFs with your emoticons appearing in a variety of positions, great for illustrating interesting reactions. They can be overlaid on photos or sent via the default keyboard in messaging apps.

3. Face Cam



Face Cam does not scan your face for emoticons. Instead, you build emojis from scratch using different categories. Choose hair, skin color, eye shape and similar characteristics.

Once created, the application will act as a camera. But instead of seeing your real face, you'll see a huge version of emoticons. It moves just like your face and will try to imitate the eyebrows, eyes and mouth on it.

You can apply color filters to the camera to get the perfect look. The app also lets you choose from photos in your gallery and apply emoticon faces to them.

The free version is limited in its ability to customize and place a small watermark on the image, but that's not a big deal. You can save photos to your phone or send them straight to other applications.

Download Face Cam (Available for free, in-app purchase).

4. MojiPop



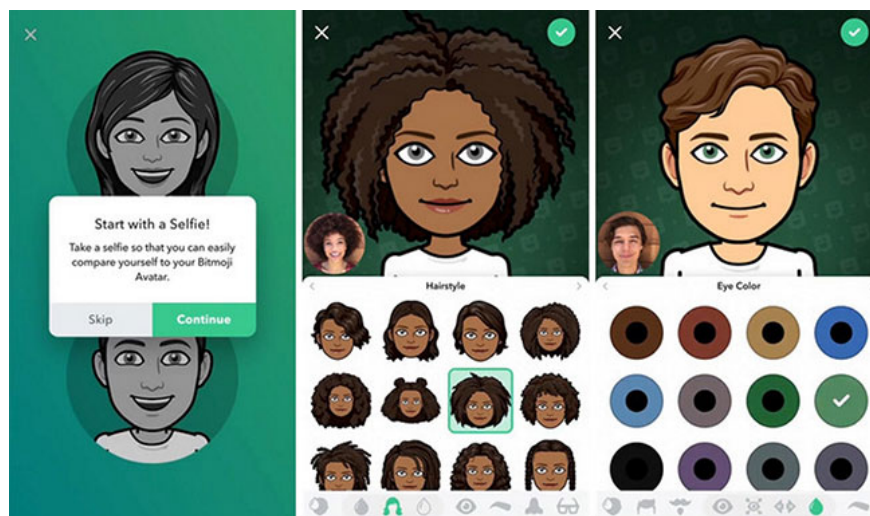
MojiPop is an application that turns faces into hand-drawn cartoons, then applies it to countless scenes and stickers. If you wonder how to look like you are sitting on a planet, jumping with a cat or in a famous painting, MojiPop will help you turn that desire into reality.

The stickers are rich and animated, based on themes like friends, travel, love and seasonal activities like Halloween. Some content is locked and forced to pay to use, but there are also many free content for testing. You can create up to 3 different emoticon avatars.

MojiPop has its own keyboard, but it doesn't bring much value when used. Instead, you can share emoticons directly from the app itself, send it straight to the library or other apps like WhatsApp and Facebook.

Download MojiPop (Free, premium version available).

5. Bitmoji



You may already be familiar with Bitmoji if you are using Snapchat, as both applications are owned by the same company. Bitmoji allows you to create a full-bodied cartoon-style avatar.

You can scan your face and Bitmoji will automatically create appearance features. Also, try building your character from scratch. Once completed, you can choose clothes and see your avatar in all different situations.

Of course, Bitmoji integrates directly into Snapchat, but another handy thing is that it also appears on the **Stickers** tab of Gboard. This means you do not need to switch applications while messaging. Just send Bitmoji like any other sticker.

Download Bitmoji (Free).

6. EMOJI Face Recorder

EMOJI Face Recorder



EMOJI Face Recorder





EMOJI Face Recorder is equivalent to the iPhone's Animoji feature. It doesn't allow you to turn your own face into emoticons like Memoji, but the article includes this tool here as an alternative.

Instead, this app lets you choose from a variety of funny creatures and emoticons, like a unicorn or sunglasses-wearing emoji, then mimic your face movements. Just start and the tool will copy the gesture on your face.

You can also change the background color of the record. For example, you might have an octopus-shaped face floating in space.

Face tracking is not very good. While head and mouth movements are very well documented, some movements, such as blinking, are inaccurate. However, to create some fun, EMOJI Face Recorder is still quite good.

Download EMOJI Face Recorder (Available for free, in-app purchase).

Hopefully you've found a method to create emojis that are right for you. You can now send it to everyone on your contact list!

Wish you find a tool like that!

You finished reading the article "**6 apps to use Memoji on Android**" edited by the [TipsMake](#) team. We hope this article has provided you with many useful tech tips and tricks. You can search for similar articles on tips and guides. Thank you for reading and for following us regularly.