

6 apps make your Instagram Stories even more awesome

The story is now a favorite feature when it comes to Instagram's features. This article will introduce 6 applications to help design and create outstanding, stunning Instagram Stories that are truly eye-catching.

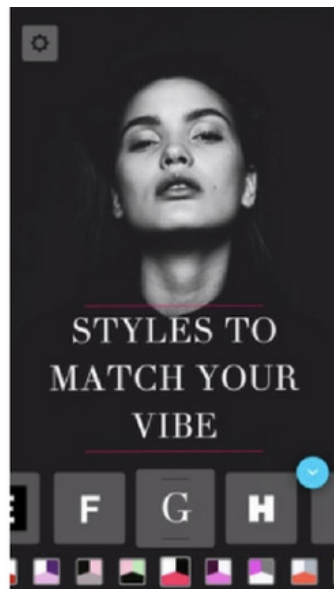
The "story" is now a favorite feature when it comes to Instagram's features. This is a simple way to share moments with followers just to be deleted after 24 hours later. Since Instagram stole the idea of a story from Snapchat, users can expect many of the same features as filters for retro-style photos and videos, stickers, more text overlays, and face filters. .

1. Instructions for using Instagram on computers

However, for some people this is not enough. To really highlight Instagram Stories, you need to search for third-party applications to help design and create outstanding, stunning 'stories' that really catch the eye.

1. Hype Type

Hype Type is an animated iOS application, so you can share your message with this style. Get a photo or video available from camera roll or take a photo directly from Hype Type. Type the message and choose an animation style, then customize the size, position and color of the text. In addition, users can choose from millions of songs to add music (if you like) and set video and text speeds.



Once completed, save this new video to Camera Roll to be ready to upload directly to Instagram Stories. Hype Type is available for free on iOS. Remove watermark for \$ 1.99 and unlock additional animation animations for \$ 1.99. If you're looking for a similar app for Android, check out the Legend app.

Download: Hype Type (Free)

Download: Legend (Free)

2. Microsoft Hyperlapse

This free app available on Android is a simple way to create smooth, stable timelapse videos that can be shared in many places even on Instagram.



Users can record time lapse videos using the app (up to 20 minutes) or use the app to convert an existing video to anything at a speed of 1x to 32x compared to normal speed. Just remember to record in portrait mode, not vertical mode for Instagram Stories.

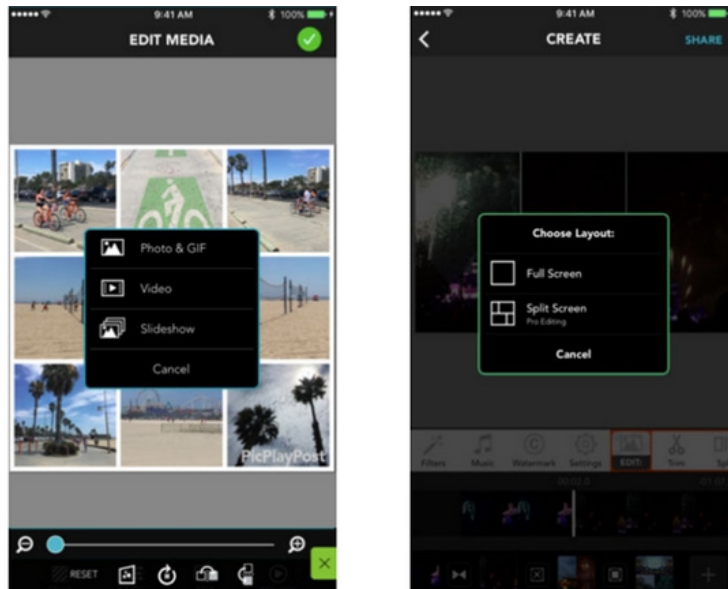
If you're looking for a similar app for iOS, try Hyperlapse (same name, other app) from Instagram. Video will perform smoothly and stably, but only up to 12x speed.

Download: Microsoft Hyperlapse (Free)

Download: Hyperlapse (Free)

3. PicPlayPost

If you want Instagram Stories to contain more than one vertical image or video, use PicPlayPost. This is a free application available on iOS and Android perfect for creating collages and video collages.



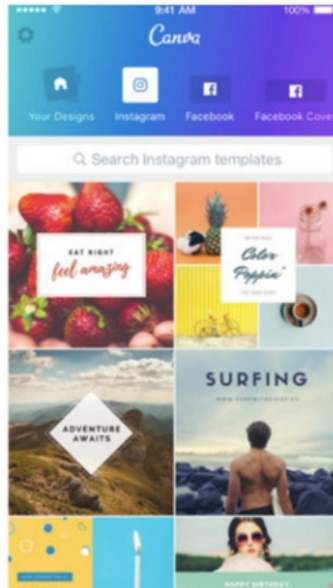
For Stories, you should start a new project with a ratio of 9:16, but there are many other sizes available for other purposes. Choose your preferred layout and add images and videos to each space available in the image. In addition, users can also add some music if desired. To delete upgrade watermark for \$ 4.99 and other in-app purchases are also available.

Download: PicPlayPost for Android | iOS (Free)

4. Canva

Although this is an application in the browser, Canva is also available on iOS. This is a powerful, free graphical tool (for images, not videos) to create professional designs but without any design experience. Whether creating an image, logo, electronic book cover or poster, social media, Canva can help you.

To create Instagram Stories, just start a new project on Canva with the size of 1080 x 1920 pixels, then upload it or buy it in the huge library of Canva (everything costs \$ 1).



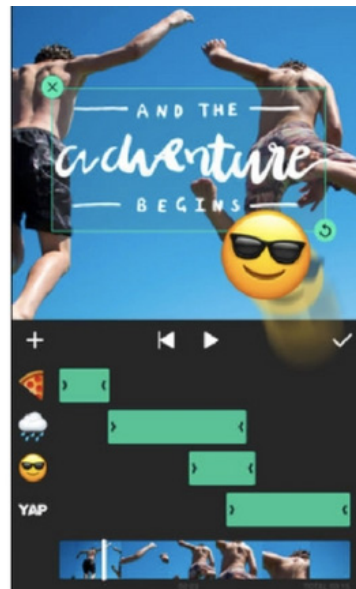
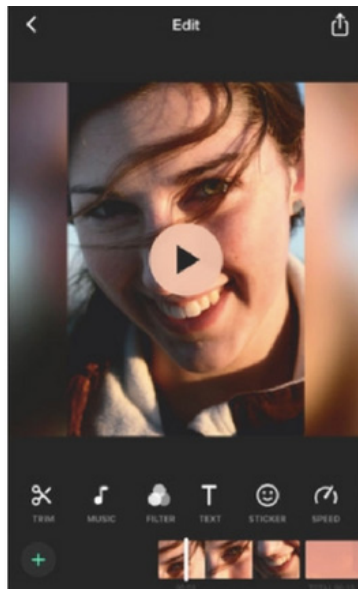
Users can make simple edits with Canva such as brightness and contrast, add edging effects, select filters, crop, rotate and blur. In addition, users can also add different designs, such as shapes, lines and arrows, to the project, and of course can cover basic text layers or use one of the text templates. Canva's availability for professional feeling.

A special feature here is that users can save their designs for reuse as a template and can add more than one image in each project, then download them at the same time. This makes it easy to add more Stories to Instagram. The only downside is that Canva does not support video.

Download: Canva (Free)

5. InShot

One of the big problems with Instagram Stories is that videos and images will be cut to match the vertical proportions of Stories. Fortunately, there is one way to fix that is to use the InShot application. This is a free application available on iOS and Android (although you need to pay a few dollars to delete the watermark) that allows to customize the aspect ratio of any image or video you want to include in the story.



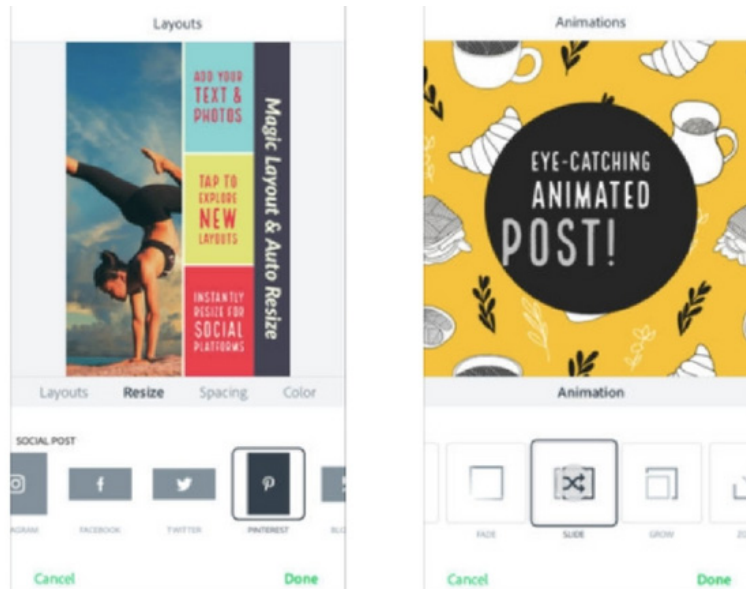
The main application creates a new video (for Instagram Stories choose option 9:16) to import the original video. You can keep the original aspect ratio or adjust to your preferences. Excess space can be filled with background color, slope, or only obscure parts of unused video. Then add text, animated emoji, stickers, filters, music, voices, effects, and adjust the video speed before sharing.

In fact, this is a genuine video editing application, although relatively basic (not just for Instagram Stories), offering more options on Instagram.

Download: InShot for Android | iOS (Free)

6. Adobe Spark Post

One of Adobe's many applications, Adobe Spark Post is a "mashup" between Hype Type and Canva. Application is used to create designs for flyers, social media posts, collages and more. In addition, you can add animated text to images to be ready to share directly on Instagram (and other platforms).



In the application, select the image you want to work with, then choose **Instagram Story** as the template. Add some text and create style until satisfied. To select an animation, click **Effects > Animation** .

You can go back and change any settings at any time, but when satisfied with your image, export it to Camera Roll and it will appear as a 4-second video, ready to be share with Instagram. This is really a powerful application that allows you to create truly professional images quickly and easily with beautiful typography and eye-catching animations.

Download: Adobe Spark Post (Free)

You finished reading the article "**6 apps make your Instagram Stories even more awesome**" edited by the [TipsMake](#) team. We hope this article has provided you with many useful tech tips and tricks. You can search for similar articles on tips and guides. Thank you for reading and for following us regularly.