

5 ways to learn 'unusual' foreign languages ??on a PC or smartphone

Learning a proven new language can catch your stagnant brain to absorb new things. The less used parts in your brain need to 'exercise' and in turn give new ideas and solutions. Of course, learning a language is hard work. But there are a number of applications and tools that can make this easier.

Learning a proven new language can catch your stagnant brain to absorb new things. The less used parts in your brain need to 'exercise' and in turn give new ideas and solutions. Of course, learning a language is hard work. But there are a number of applications and tools that can make this easier.

If you are serious about learning a new language, Duolingo is the best application to learn a language in a systematic way. But you may not have the time, the energy, or the tendency to do it seriously. Must have a more interesting way?

1. Top 15 leading English learning apps on Android and iOS

Some developers have come up with innovative solutions to this problem. Some applications integrate into your daily routine. Some other applications turn language learning into a game. Choose the method that's right for you and you'll find yourself able to speak a whole new language.

1. Flash Academy (Android, iOS): Short lessons, games and "Translators"

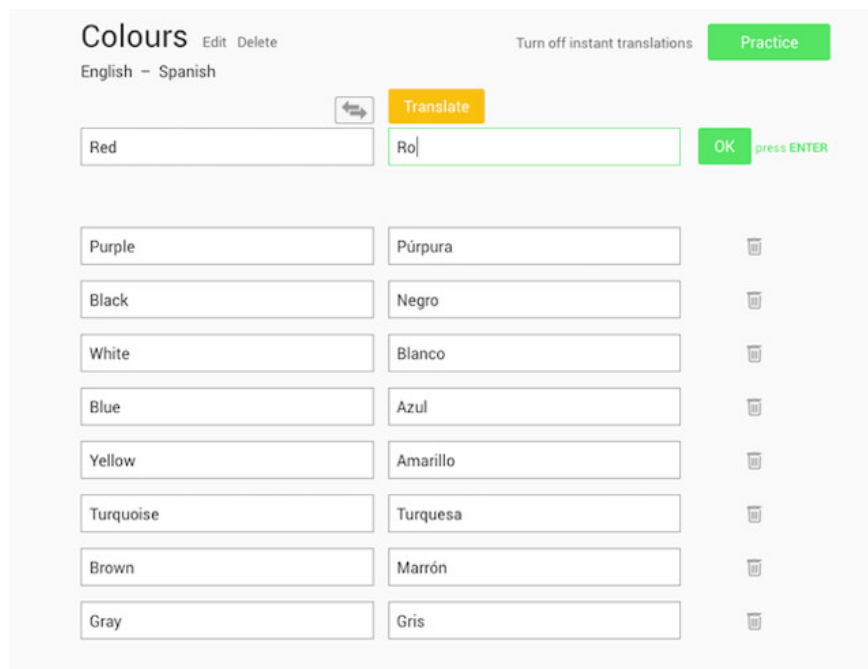
Self-learning a language is very different from studying at school. You don't have time to devote to studying, you can't test, but you can do some exercises. And you don't have teachers to ask questions. Flash Academy has a great solution for all these issues.

Flash Academy offers five-minute lessons for you to learn an aspect of your chosen language and then move on to the next lesson. It also encourages you to play games instead of taking tests. It is a fun way to practice what you have learned. The most impressive part of Flash Academy is "**Object Translator**", point your camera at an object and it will translate that object.

Download - Flash Academy **for Android** (Free) | **for iOS** (Free)

2. Wordeys.com (Web, Mobile): Create your own flash card

You may not want to learn a whole new language, but just want to learn some words or phrases. Wordeys allows you to create custom flash cards that you can then use to learn and review your lessons.



Flash cards are especially useful for short lessons. Log in to Wordeys and you will get a list of empty cells. Write a word or phrase in English on one side and meaning in the corresponding box or ask Google Translate to automatically translate it for you. Once you've created a list, you can activate Wordeys at any time and start learning the language. Choose your native language or foreign language from the list to test yourself. Basically, you can use either side of the flash card.

Wordeys works well on both desktop and mobile web browsers, so you don't even need an application to use it. Plus, it's free to create as many words and lists as you want.

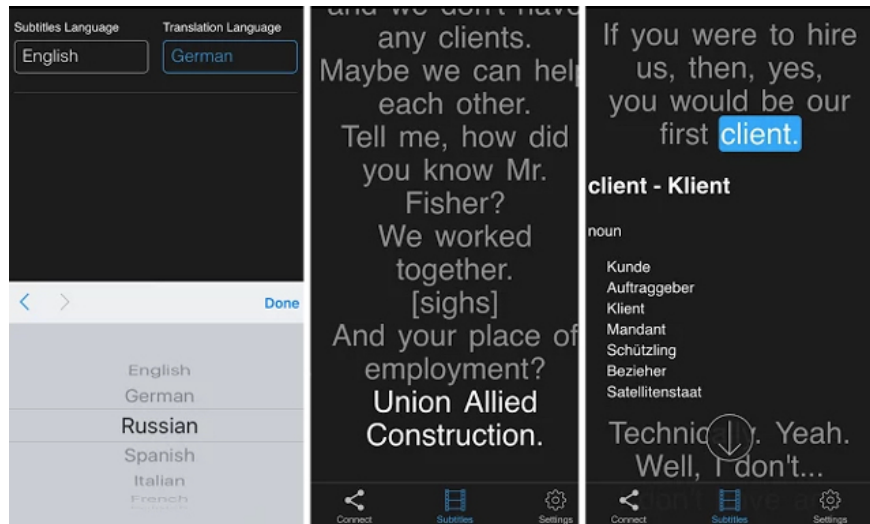
3. Flipword (Chrome): Change a few words on any web page to help you learn the lesson again

Once you have learned a basic language using any of the above applications, you need to continue using it regularly. That is the only way you remember and improve your foreign language capital. Flipword, a free extension of Chrome, helps learn languages by changing a few words in each page to your desired language.

This way, most pages remain the same, it is not the same as using Google Translate. This utility is easier and more accessible. The changed words are clearly marked. Hover over them to see alternate words, its pronunciation, or even small lessons. Flipword also includes typing practice, speaking to your computer's microphone and lessons on YouTube.

Currently, Flipword only supports English, Spanish and Chinese. However, simplicity has made it a great tool to use. And remember, you can use Chrome extension in Opera or other Chromium-based browsers.

4. Lingvo.tv (Chrome): Watch Netflix, Amazon or YouTube to learn languages



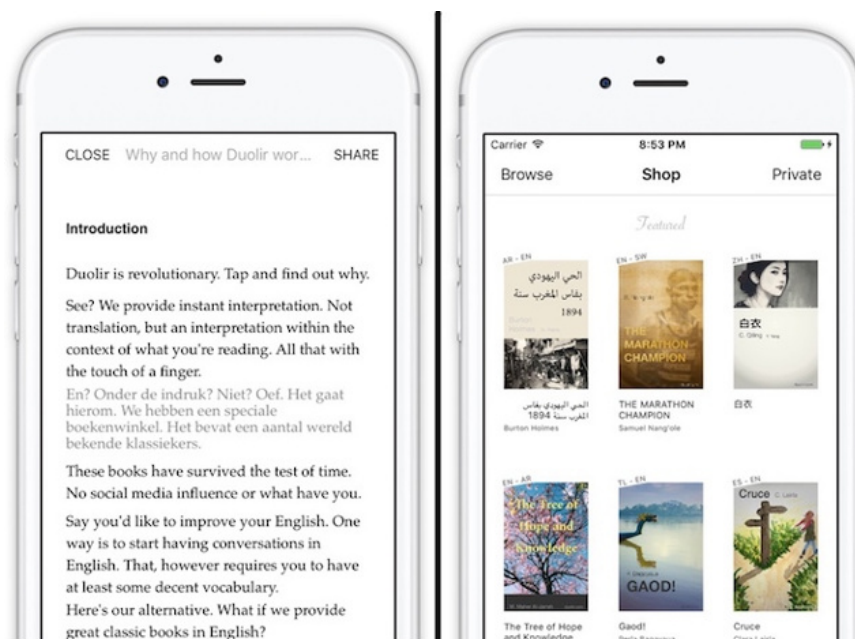
It's time to use Netflix for learning. You often watch foreign movies with the help of subtitles, now you can watch with foreign subtitles. Lingvo requires you to install Chrome extension on your mobile device and browser. When starting a movie, audio and subtitles are in foreign languages. Lingvo makes learning easier and activating your visual memory. Meanwhile, on your phone, you can touch subtitles to get English translations of any words or phrases.

Lingvo is currently working on selected movies on Netflix, Amazon Prime Video and YouTube. Of course, you will need to pay for Netflix or Amazon to use.

Download - Lingvo TV for Chrome (Free)

5. Duolir (iOS): Foreign language books

A movie with subtitles may not be what you are looking for. What about reading a book in a foreign language? You can type in any sentence to translate them and this translation is done by humans.



Subtitles in foreign languages can become messy. Since it is done with a computer algorithm, it sometimes loses the nuance of language, but this is essential for books. That's why all translations of Duolir are made by people who know both languages. Only a few books on Duolir are free, if you want to read more you need to buy them.

Download - Duolir for iPhone or iPad (Free)

Wish you learn foreign language fun!

You finished reading the article "**5 ways to learn 'unusual' foreign languages on a PC or smartphone**" edited by the [TipsMake](#) team. We hope this article has provided you with many useful tech tips and tricks. You can search for similar articles on tips and guides. Thank you for reading and for following us regularly.