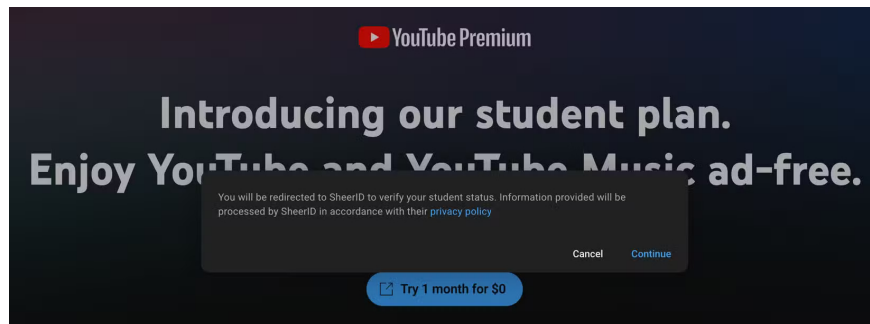


# 5 Ways to Get YouTube Premium for Cheap

There are still other options if you don't want to spend \$14/month on a subscription and want to get YouTube Premium on the cheap.

YouTube Premium is a great option if you spend a lot of time on the platform but hate ads. The only downside is that it's quite expensive. However, there are other options if you don't want to pay \$14/month for a subscription and want to get YouTube Premium on the cheap.

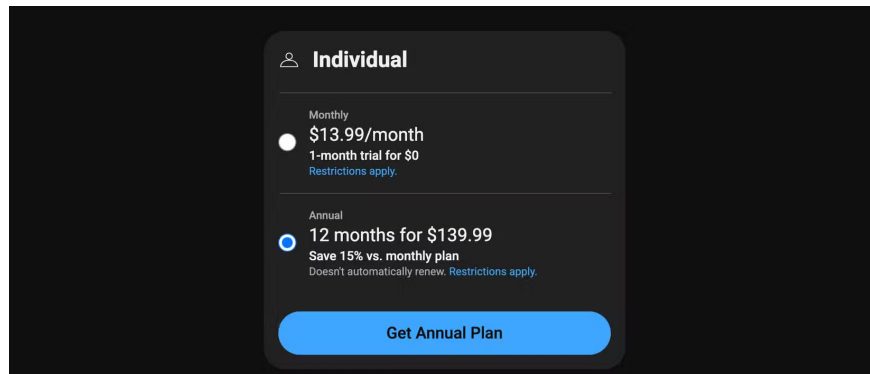
## 5. Sign up for Student Package



If you're currently in school, signing up for YouTube Premium for students is the easiest way to save money. The student plan will cost you just \$8/month, which is nearly half the price of a regular subscription. However, note that your university needs to be approved by SheerID to apply. If you meet the criteria, you can pay the discounted rate for up to four years, but you'll need to re-verify your eligibility every year.

The best part is that you can sign up for a free one-month trial before committing to a monthly subscription. So if you decide not to use the trial, you can cancel before the month ends to avoid being charged. Like the standard membership, you can take advantage of your benefits on YouTube , YouTube Music , and YouTube Kids . It also includes all the same perks as a regular membership, including ad-free streaming, offline downloads, and background playback.

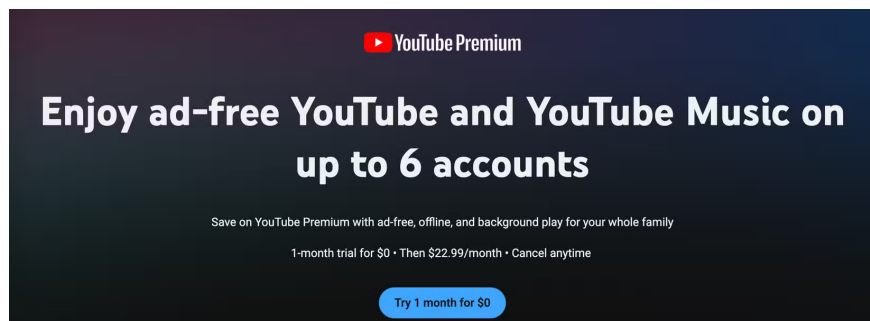
## 4. Pay annual subscription fee



YouTube Premium's monthly plan costs \$14/month, which can feel like a constant drain on your wallet. If you find YouTube Premium worth the money and want to keep your subscription long-term, then switching to the annual plan makes perfect sense. Compared to the monthly plan (\$168 total for the year), the annual plan costs \$140. While that may not seem like a huge discount, the 15% discount adds up over time. Plus, if the service's price goes up during the year, you won't have to pay the increased price.

Unlike monthly plans, annual plans don't auto-renew, so you don't have to worry about being unexpectedly charged at the end of the year. The only downside to annual plans is that they're non-refundable, so you won't be able to switch to a family or student plan while your subscription is still active.


### 3. Share Family package



If you don't qualify for a discount, check to see if you can share the cost of the YouTube Premium Family plan with family members or roommates. This plan allows up to 6 people living at the same address to share a Premium subscription for a monthly fee of about \$23/month.

Even though you share your Premium subscription, everyone has their own library, recommendations, and subscriptions, so there's no need to worry about your watch histories or playlists getting mixed up. To get started, one person in your family will need to act as the family manager and send out invites to everyone else. Note that only people over the age of 13 can be added to a family plan.

### 2. Check carrier discounts



Some mobile carriers offer deals and discounts on streaming services, including YouTube Premium. For example, if you have Unlimited Plus on Google Fi, you can sign up for YouTube Premium for free for 6 months. After that, you'll be upgraded to a monthly subscription at the regular rate until you cancel. To take advantage of this offer:

1. **Android** : Go to [fi.google.com/account#plan](https://fi.google.com/account#plan)
2. **iPhone** : Go to [fi.google.com](https://fi.google.com)
  1. On both devices, navigate to **Member Profile** and find the **Devices & Subscriptions** section .
  2. Next, tap **YouTube Premium** , select **Get Started** and follow the on-screen instructions.

## 1. Get discounts through Google One



There are a lot of reasons to use Google One , but one of the lesser-known deals is that you can add YouTube Premium to your Google One Premium membership for a discounted price of \$12/month. It's not the biggest discount, but it does save you a little bit each month.

If you're already a Google One subscriber, open the Google One app or visit the website on your computer. From there, select **Get offer** and make your payment. Note that this offer isn't available to everyone. For example, if you're on a trial or have previously canceled your YouTube Premium subscription, you may not see this offer.

You don't have to give up on YouTube Premium entirely if the monthly price feels too high. With a little research and planning, you can take advantage of family plans or one of the many discounts YouTube offers.

You finished reading the article "**5 Ways to Get YouTube Premium for Cheap**" edited by the [TipsMake](#) team. We hope this article has provided you with many useful tech tips and tricks. You can search for similar articles on tips and guides. Thank you for reading and for following us regularly.