

5 Useful Ways Smart TVs and Phones Can Connect Wirelessly to Each Other

The phone and TV may be placed in different corners of the living room, but they make a perfect pair when placed next to each other.

Your phone and TV may be placed in different corners of your living room, but they make perfect pairs when placed next to each other. Over the years, people have stumbled upon a few ways in which the two screens can actually complement each other. But don't just take our word for it, try a few out and see if they work for you!

1. How to connect mouse and keyboard to Smart TV
2. How to connect laptop to TV?
3. Instructions for connecting portable speakers to Smart TV for karaoke

5. Use your phone as a remote control



TV remotes often disappear just when you need them. But your phone is often within reach, if not always in your hand. Most Smart TVs come with a companion app that lets you use your phone as a remote. Samsung, for example, has SmartThings, LG uses ThinQ, and Android TVs are compatible with the Google TV app.

Setup is easy: Download the TV manufacturer's official app, make sure your phone and TV are connected to the same Wi-Fi network, and follow the on-screen instructions to pair. Once connected, you'll have the usual control features, plus some cool extras.

4. Transfer photos and videos

If you've just returned from a trip and are itching to show off your best shots, but the thought of everyone crowding around your tiny phone screen makes you feel too cramped, then the TV casting feature is a lifesaver.



 Remove people in background 


Share


Edit


Lens


Trash



Cast to



Bedroom display



Remove people in background



Share



Edit



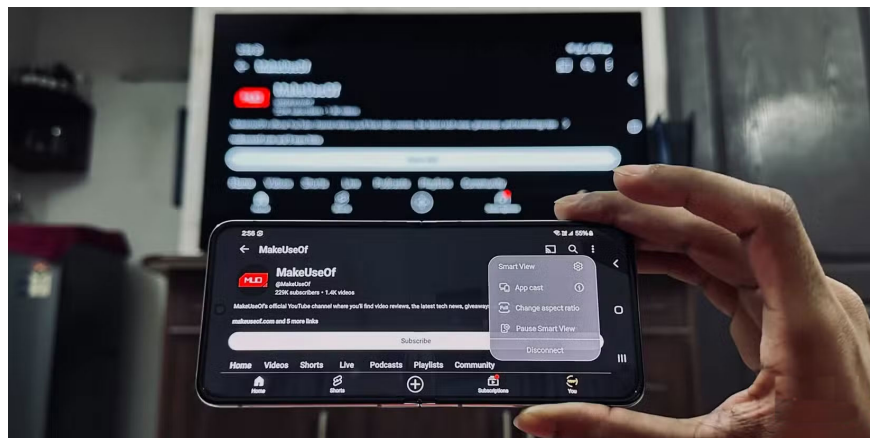
Lens



Trash

As long as your phone and TV are on the same Wi-Fi network, you can cast photos or videos directly to the big screen with just a few taps. On Android and iOS, just tap the **Cast** icon in Google Photos (or any app that supports casting) and select your TV from the list.

3. Screen projection



Screen mirroring is great, but if you want your TV to show exactly what's on your phone screen, use Screen Mirroring. However, your smartphone and Smart TV need to support this feature.

Depending on your phone brand, you'll be using features like Smart View (Samsung), Screen Mirroring (iPhone via AirPlay 2), and many other Android phones can do this through the Google Home app. These features are a bit more flexible than simple screen mirroring, especially if the app you're using doesn't support direct mirroring.

2. Control YouTube, Netflix and Amazon Prime playback

Here's a cool feature that many people use almost every day: You can control YouTube and streaming apps like Netflix and Amazon Prime Video on your TV directly from your phone, even after the video has already started playing.

If both your phone and TV are connected to the same Wi-Fi network, open the YouTube app on your phone. Usually, a pop-up window will appear asking if you want to connect. If not, don't worry, just tap the play icon (usually in the top right corner) and select your Smart TV from the list.

Shorts



For ayesha



- TV Shows
- Movies
- Categories

N FILM

Bogotá
CITY OF THE LOST

Gritty • Suspenseful • Thriller • Smuggling

Play **+ My List**

Mobile Games

My List >



Home



New & Hot



My Netflix

11:41



prime video



Movies

TV shows

Your Fault

Included with Prime



Continue watching



Amazon Originals >



Home



Downloads



Search



My Stuff

1. Use your phone as a game controller

Your phone can double as a game controller for your TV, especially if you're using an Android TV or a Samsung TV with a Gaming Hub. On Android TV, apps like Google TV, Boosteroid Gamepad, or Remote Gamepad can turn your phone into a handy wireless controller. If you have a Samsung phone, you can take advantage of the SmartThings app, which includes a downloadable virtual controller (from the Play Store) that connects seamlessly to your Samsung TV.

One standout option that skips all the Wi-Fi connection and setup and gets you up and running quickly is AirConsole , a multiplayer gaming platform where your phone becomes the controller.

If there are any ways you like to use your phone and TV together that aren't covered in this article, feel free to share them in the comments! Otherwise, give one of these ideas a try. You might be surprised at how quickly it becomes part of your daily setup. And next time your remote goes missing, remember that you always have a backup.

See also:

1. Do you know what Bluetooth on TV is used for?
2. Top apps to watch TV online on TV
3. Find out the common resolutions on TV today

You finished reading the article "**5 Useful Ways Smart TVs and Phones Can Connect Wirelessly to Each Other**" edited by the [TipsMake](#) team. We hope this article has provided you with many useful tech tips and tricks. You can search for similar articles on tips and guides. Thank you for reading and for following us regularly.