

5 useful features of Dropbox on iOS and Android

Dropbox online storage application has updated many new features, enabling users to experience more data manipulation as well as increase work efficiency.

With the ability to synchronize data, convenient access to all devices, online storage services such as Dropbox become a storage method used by many people. In the new version of the Dropbox application on smartphone, the manufacturer updated many new features. With the purpose of supporting users in the process of working, Dropbox is not simple to help you store data but also do more.

1. Download the Dropbox app for iOS
2. Download the Dropbox app for Android

1. Use Dropbox to scan documents with cameras:

This is considered a useful feature when you want to store a certain document, such as bills, memos, . on Dropbox. You won't need to take a photo of the document, or take time to type in the content and then save it on Dropbox. Only by camera, we can scan the content of the document and then store it directly on Dropbox.

First of all, click the plus symbol right in the middle and then select **Scan Document** . The content of the document after scanning will be saved as PDF. You can edit documents like rotate, change filters, cut, or add more PDF files. To learn more, read the article [How to turn Dropbox on iPhone into a document scanner](#).

However, this feature is currently only available on Dropbox for iOS operating system.

Files



Apps



FIFA Online 3.doc

46.5 KB, modified 5 months ago



Get Started...h Dropbox.pdf

676 KB, modified 5 months ago



wp_ss_20160322_0003.png

86.8 KB, modified 5 months ago



wp_ss_20160322_0004.png

575 KB, modified 5 months ago



Recents



Files



Photos



Offline

Files



- Apps
- FIFA Online 3.doc
46.5 KB, modified 5 months ago
- Get Started...h Dropbox.pdf
676 KB, modified 5 months ago
- wp_ss_20160322_0003.png
86.8 KB, modified 5 months ago
- wp_ss_20160322_0004.png
575 KB, modified 5 months ago




Scan Document



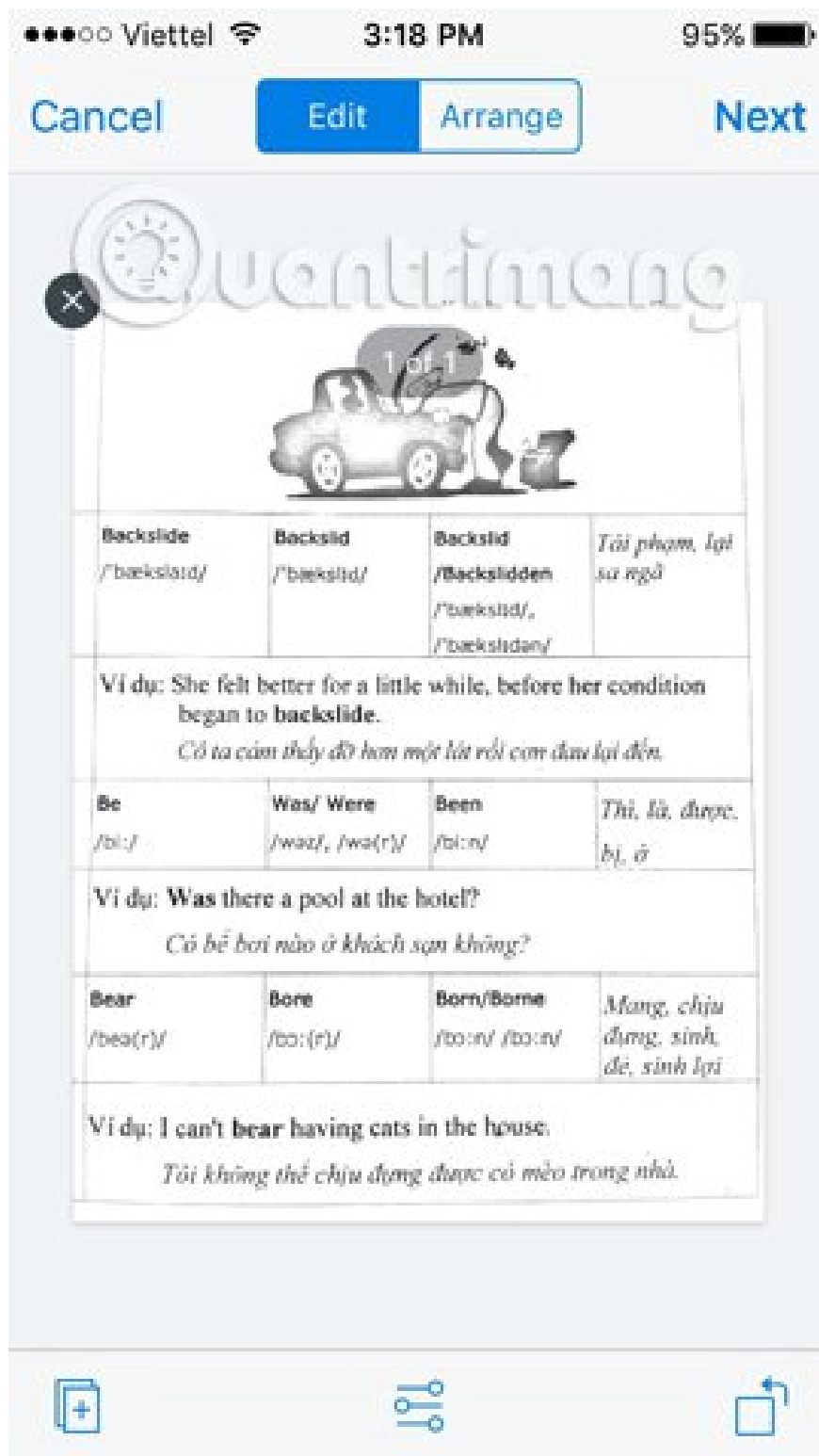
Upload to



Create or Upload File



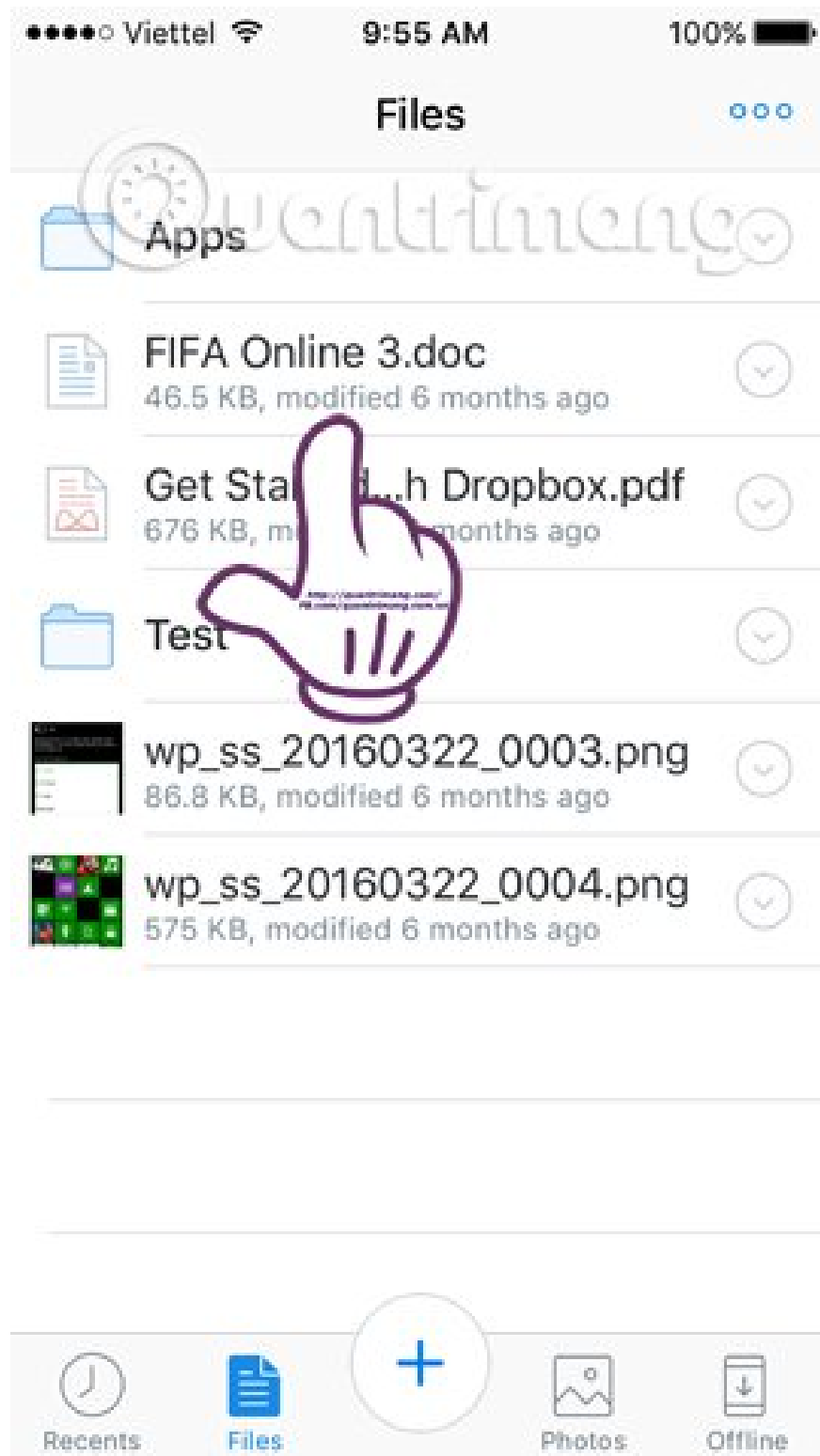
Cancel



2. Create and edit files right on Dropbox:

Normally, to edit Word, PDF or Powerpoint documents, we will have to use another tool. However, with this new Dopbox, we can edit these files right on the application.

First of all, you need an application to open Word, Excel or Powerpoint in the device. Now, I will proceed to edit the text file on Dropbox. Click to open the file. We will be asked to open the document by what, click **Microsoft Word** . Click **the pen icon** to bring up the text editing interface. After the editing is complete, just press **Done** to finish.



Q + 28 hoặc **Shift + Q + ↓ + ↑**: Lao người vượt hàng dưới đầu cầu đứng lên đi m.
C + Z: Nhảy ngã bóng (giống kiểu Ronaldo).
C + ↑: 2 tay lên tiếp chỉ lên trời.
C + ↓: 2 tay xuống tiếp chỉ xuống đất.
C + ←: 2 tay ngang tiếp chỉ ngang.
C + →: 2 tay chéo tiếp chỉ chéo.
E + ←: Lộn 1 vòng trên không.
Shift + ↓ + → + ↑: Đưa tay lên tai lắng nghe tiếng khán giả.

Một số tổ hợp phím thi khác trong FIFA Online 3

Z + Ctrl + Shift + ↑ → ↓ ← ↑ → + B: Kiểu Acrobatic 1.

Z + Ctrl + Shift + ↑ → ↓ ← ↑ → + B: Kiểu Acrobatic 2.

Ctrl + Shift + ↑ ↓ ↑ + A: Kiểu Acrobatic 3.

Q + Z: Thúc giục "Nhanh lên nào!!!".

Q + Ctrl + ↓ ↑: Trượt cỏ.

Q + Ctrl + ↑ ↓: Cúi chào người hâm mộ.

Q + Ctrl + ↑ → ↓ ←: Lộn vòng + "Yes!!".

Shift + ↑ → ↓ ←: Làm kiểu cầm tay giả.

Shift + ↓ ↑ ↓: Tay chỉ lên trời cao.

Shift + Z: Nhảy và xoay người.

E + Ctrl + ↑ ↓: Nhảy lên người.

Open with...

Microsoft Word

Cancel

Ctrl + ↑ → ↓ ←: Vượt chạy vọt qua tay.

Open the file and click **the feedback icon** to start chatting. When you share this file with anyone, they can see the feedback. To communicate directly with others, add the **@ character in front of the person's name** .


●●●● Viettel 10:26 AM 91%

< Files FIFA Online 3.doc

Ctrl + Shift + ↑↓ + A: Kiểm Acrobatic 3.
Q + Z: Thúc giục "Nhánh lên nào!!!".
Q + Ctrl + ↓↑: Trượt cỏ.
Q + Ctrl + ↑↓: Quả chày giao bóng mới.
Q + Ctrl + ↑↓ + ←→: Lăn vòng + "Yes!!".
Shift + ↑↓ + ←→: Làm kiểu còi tay giã.
Shift + ↓↑↓↑: Tay chỉ lên trời cao.
Shift + Z: Nhảy và xoay người.
E + Ctrl + ↑↓↑: Nhảy lên người.
Shift + ↑↓↑↓: "Lên là lên là lên là lên".
Shift + ↓↑↑↓: Trượt cỏ + Úp mặt.

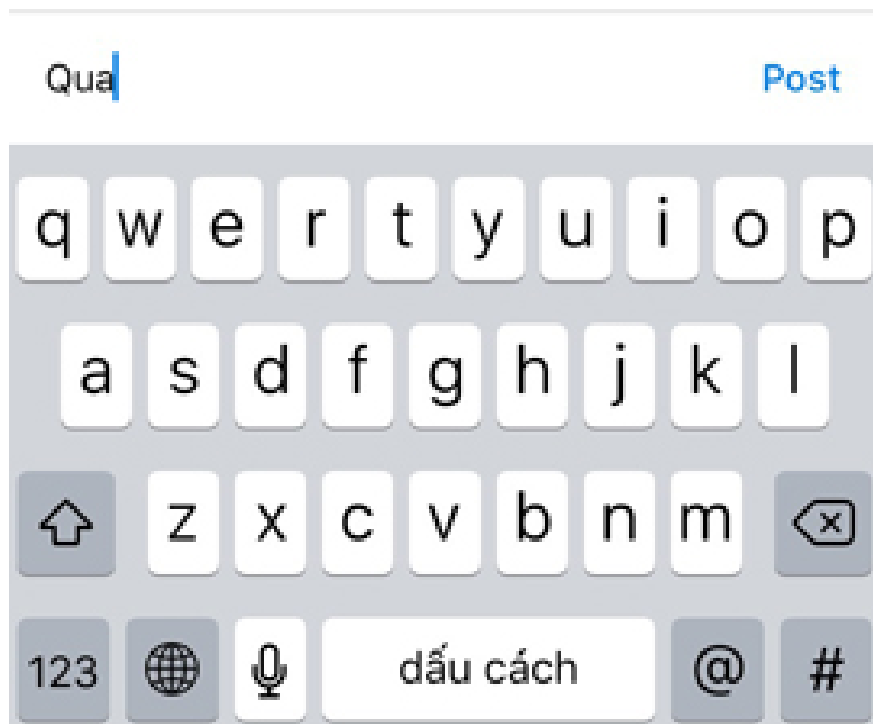
Shift + ↑: Quay 1 chân và khấn cầu.
W: (Dang chày) Giữ 2 tay / A: "Nhìn lên đây này".
D: (Dang chày) Giữ 1 tay / S: Làm máy bay nhào lộn.
Ctrl + ↑↓ + ←→: Vừa chạy vừa giữ tay.
Ctrl + ↓↑↑↓: (Dang chày) Hón giố bằng 2 tay.
Ctrl + ↑↓↓↑: (Dang chày) Hón giố.
Ctrl + ←→: (Dang chày) Shhhhhhh!
Ctrl + ↓↑: (Dang chày) Làm zombie.
Ctrl + ↑↓: (Dang chày) Che mắt.
Ctrl + ←→: (Dang chày) "Nghe thấy tôi không"
Ctrl + ←→←→: (Dang chày) Đãi tay và giữ cao.

Grid Search Edit Feedback



Start a discussion or leave feedback.

@Mention a person to notify them.



4. Protect Dropbox with password:

The current data security issue is always the concern of anyone. And to protect all the data we store on Dropbox, password manipulation is essential. Dropbox allows users to set 4-letter passwords. You refer to the article Set the password for Dropbox application on your phone in 3 steps to proceed to set up a password for Dropbox.

◀ Back to App Store

9:32 AM

80% 

◀ Settings

Passcode

Turn Passcode On

Change Passcode

Your iPhone will be signed out of iCloud, App Store, and Mail after 10 failed passcode attempts.



Recents



Files



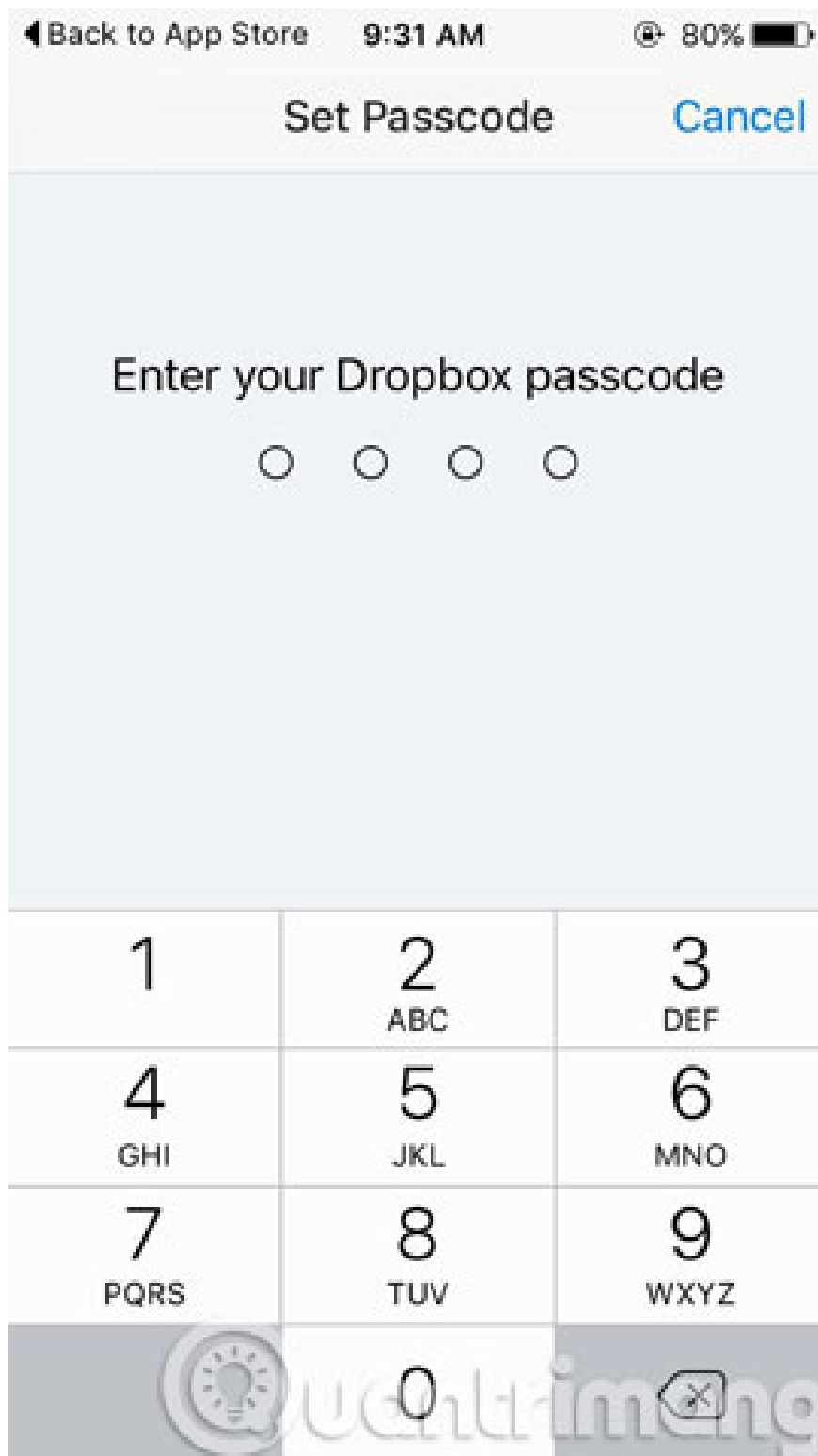
Photos



Offline



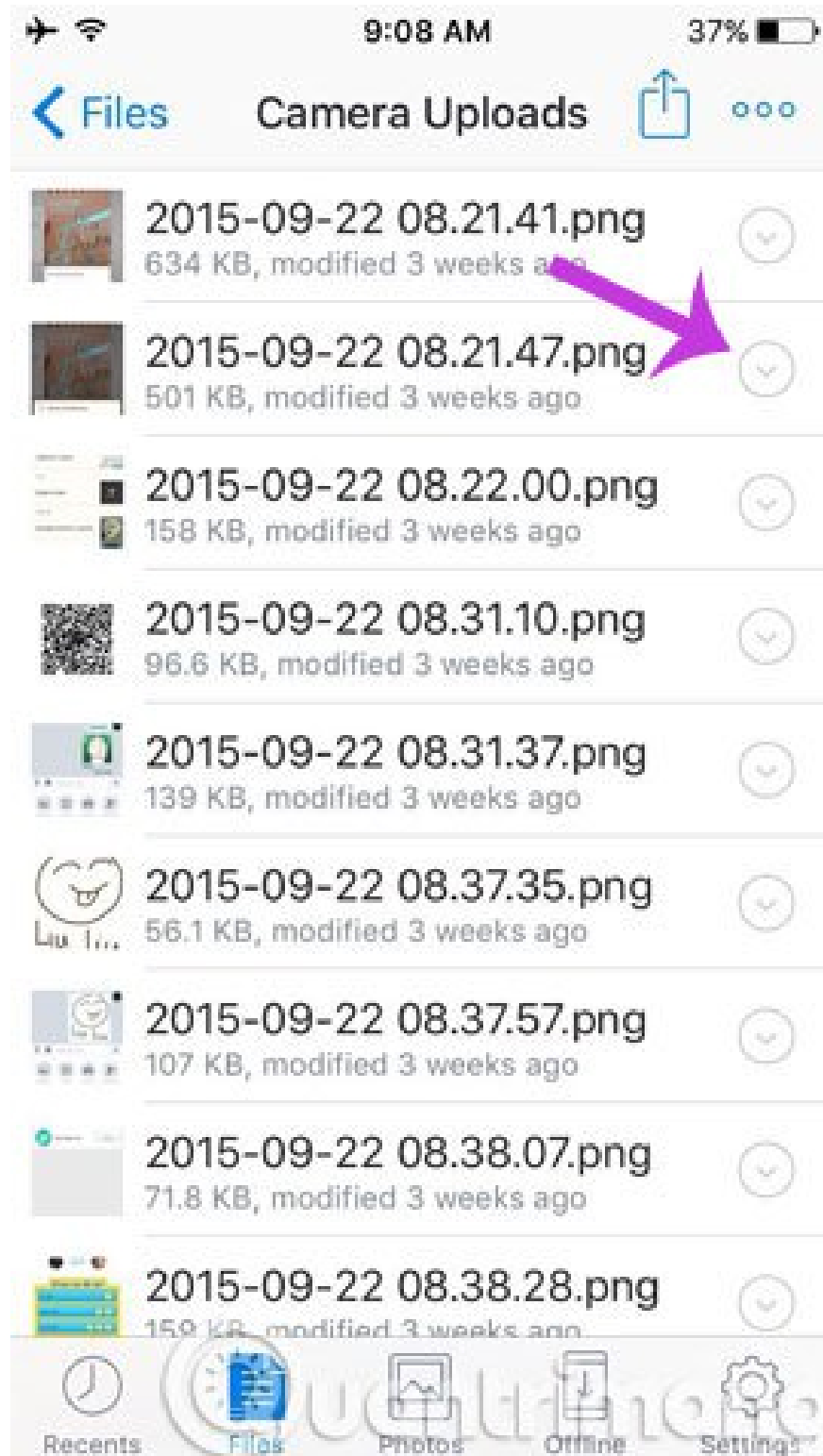
Settings



5. Store files offline:

Usually to be able to work on Dropbox. Users need to connect to the network. However, we can download the file first, then proceed to use offline. This is quite handy if the Wifi network is flickering, it is necessary to fold something open without a network connection.

At any file, click the arrow icon and select **Make available offline** . The file will be transferred as offline and saved separately in **the Offline folder** on the application. For more information, you can refer to the article [How to save offline files with Dropbox on iOS](#).



2015-09-22 08.21.41.png
634 KB, modified 3 weeks ago

2015-09-22 08.21.47.png

2015-09-22 08.31.10.png
Download.com.vn / Camera Uploads

Send Link

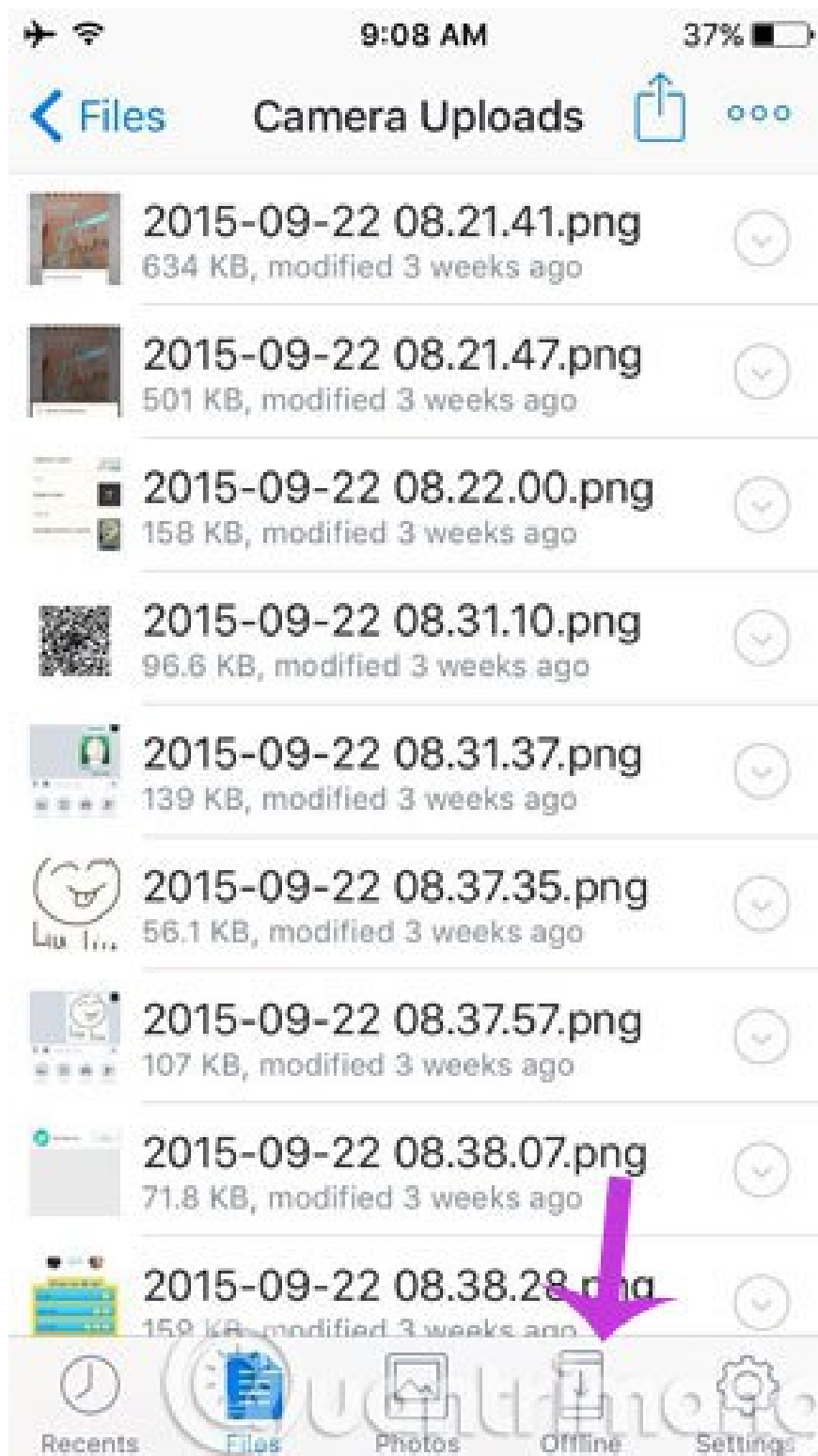
Make Available Offline

Rename

Move

Delete





These are 5 useful features when you work with Dropbox phone version. With these features, manipulating content on Dropbox will be faster, much more efficient.

Refer to the following articles:

1. Synchronize the folder on your computer with Google Drive, Skydrive and Dropbox

1. 4 most effective ways to use Dropbox for Android

1. How to work group on Dropbox

I wish you all success!

You finished reading the article "**5 useful features of Dropbox on iOS and Android**" edited by the [TipsMake](#) team. We hope this article has provided you with many useful tech tips and tricks. You can search for similar articles on tips and guides. Thank you for reading and for following us regularly.
