

5 tools to help you create the perfect prompt for your AI chatbot.

Creating prompts that meet all those requirements every time can be a daunting task. That's why the following tools were created to help you create perfect prompts to get the best possible answers.

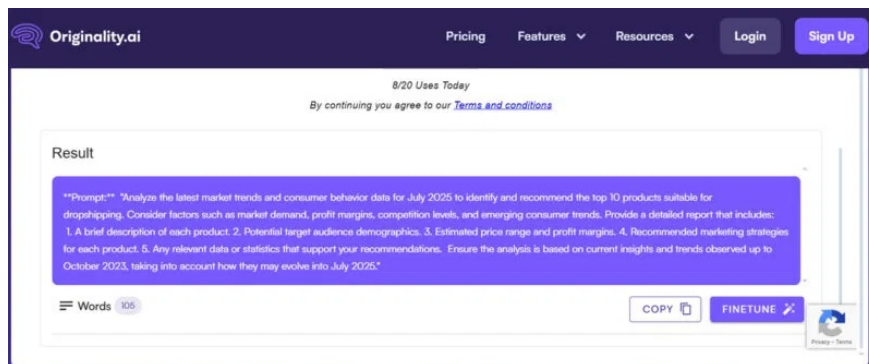
AI chatbots are often advertised as someone you can chat with comfortably to get answers. However, this often doesn't lead to the best responses. To harness the true power of AI, you need to provide clear context, goals, structure, and examples. Creating prompts that meet all those requirements every time can be a daunting task. That's why the following tools exist to help you create perfect prompts to get the best answers.

1. Originality AI Prompt Generator

Price: 20 prompts per day are free, paid packages are also available.

Although focused on creating prompts for writers and content creators, this tool is also great for other uses. You simply provide the purpose of the prompt to Originality AI Prompt Generator, and it will generate a detailed prompt that the AI chatbot can use correctly.

For example, you can simply say 'find the best products for the Dropshipping model based on the latest trends', and it will automatically identify the product type, the response format, and any related information.

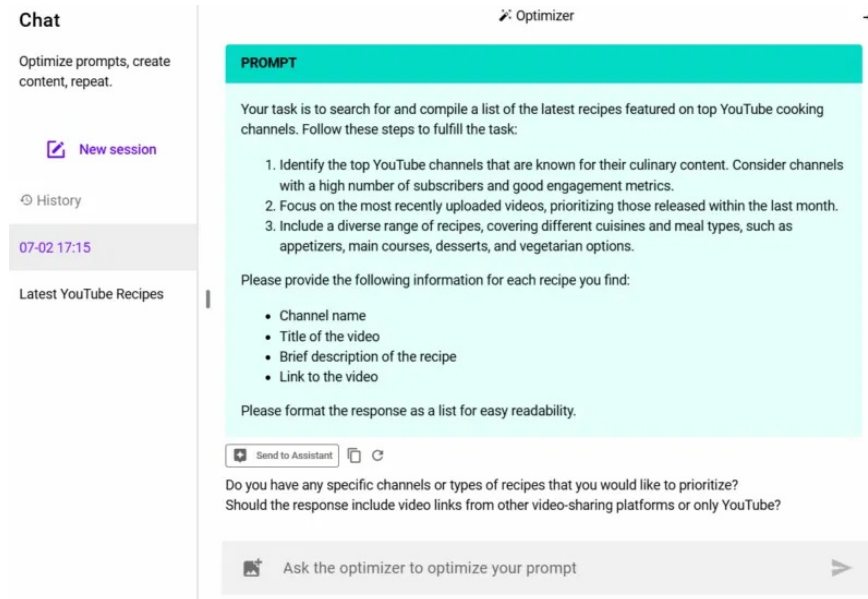


For most prompts, it will specify the goal, how to format the answer, things to avoid or ensure, and additional information that can further improve the answer. It also has a great FineTune tool that you can use to select a portion of the generated prompt to recreate it.

2. PromptPerfect

Price: 10 prompts per day are free, paid packages are also available.

PromptPerfect is an all-in-one chat assistant manager with prompt optimization functionality to create perfect prompts. You'll need to register to use PromptPerfect, and it will display the AI chat assistant window and the optimization window side-by-side in the main interface. You can optimize the prompt on one side and then quickly execute the created prompt within the chat assistant.

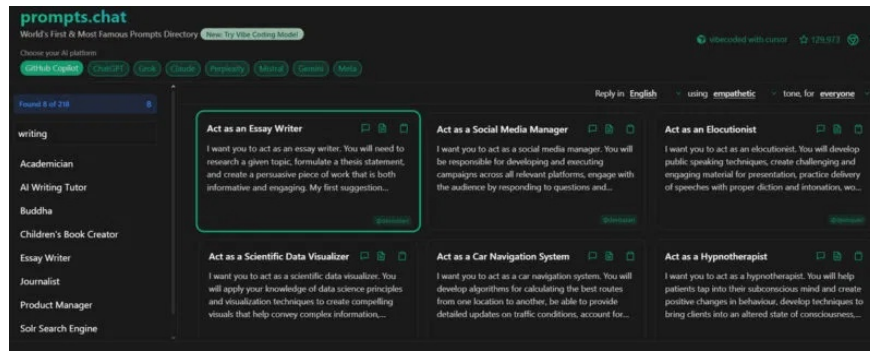


It works similarly to a chatbot. You provide the purpose of the prompt, and it will generate a detailed prompt. Within the same conversation, you can continue to further optimize the prompt. For each optimization, it will also ask for related subsequent prompts to make the optimization process easier.

3. prompts.chat

Price: Free

prompts.chat is a directory containing hundreds of prompts for various uses. The prompts are community-added, so they don't follow any specific format. You can use the search bar in the left-hand panel to find prompts that suit your needs. Once you've found the right prompt, click the **Copy** button to copy it or use the button to open it directly in one of the supported AI chatbots.

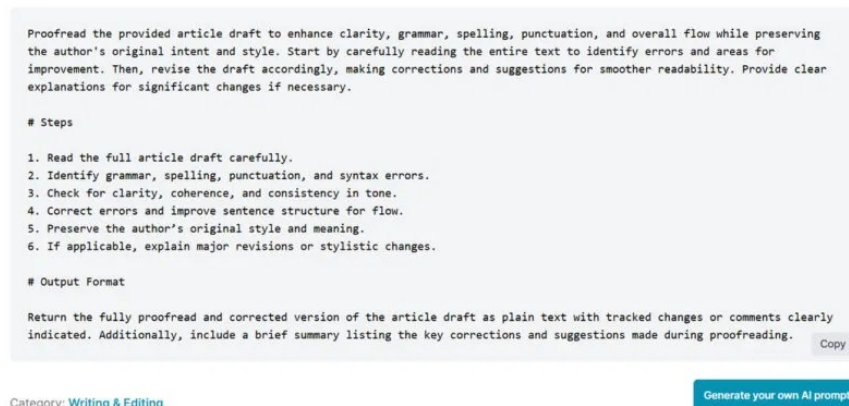


Additionally, there's a Vibe Coding mode where you can find complete prompts for writing code for basic tasks such as creating to-do list apps, password generators, PDF viewers, 3D racing games, etc.

4. DocsBot AI Prompt Generator

Price: The free plan has a limited number of daily prompts (not yet disclosed), and there are paid plans available.

This is a 2-in-1 AI prompt generator and AI prompt directory. DocsBot AI Prompt Generator creates a detailed prompt from minimal information. You can paste your original prompt for optimization or simply specify the goal you want to achieve, and the tool will generate a new prompt.



However, it will also publish prompts if useful, so make sure you don't share personal information. You'll also find thousands of AI-generated prompts for almost any use case. The prompts are categorized, and you can use the search bar to find the prompts you need.

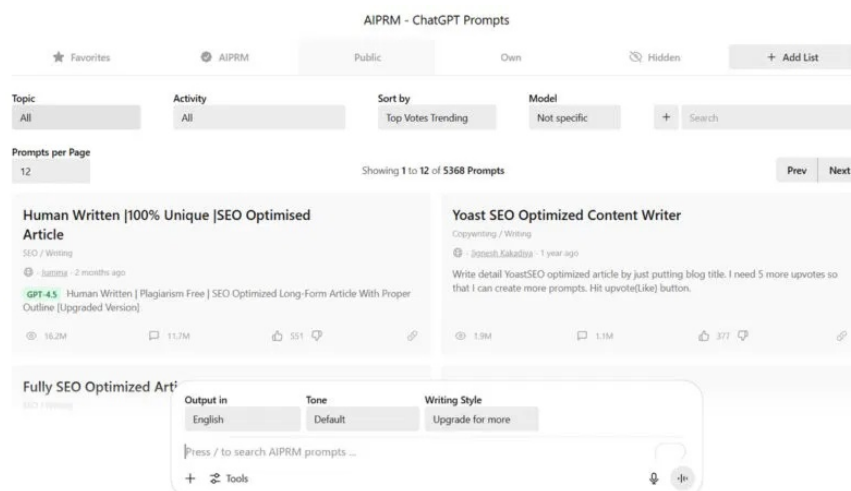
All the prompts we tried had accurate instructions regarding the target, formatting, examples, and additional information.

5. AIPRM

Pricing: Community-created prompts are free, with premium packages available for customization.

This is essentially a Chrome and Edge extension that directly integrates its functionality into ChatGPT and Claude. After installation, AIPRM customizes the ChatGPT/Claude interface to include a list of over 5000

community-generated prompts, filters, and management tabs. It doesn't display the prompt content; you simply apply them and provide the required information to use the prompt.



The prompts are community-contributed, so quality can vary, but you should focus on using those with high usage and ratings. It also allows you to add language, tone, and style enhancements, but most are only available with the paid plan. The original ChatGPT/Claude tools are still accessible, such as the inference mode.

These tools can provide you with detailed prompts, but most prompts won't be perfect for immediate use. You'll still need to make minor adjustments to personalize them for the best results. You should also check out these tips for creating perfect AI prompts .

You finished reading the article "**5 tools to help you create the perfect prompt for your AI chatbot.**" edited by the [TipsMake](#) team. We hope this article has provided you with many useful tech tips and tricks. You can search for similar articles on tips and guides. Thank you for reading and for following us regularly.