

5 The most professional screen capture software 2020

5 The most professional screen capture software in 2020. If you only need a simple screenshot, you can use the Print Screen key or the Snipping Tool directly from Windows, but to take a more advanced screenshot then you need to use fish

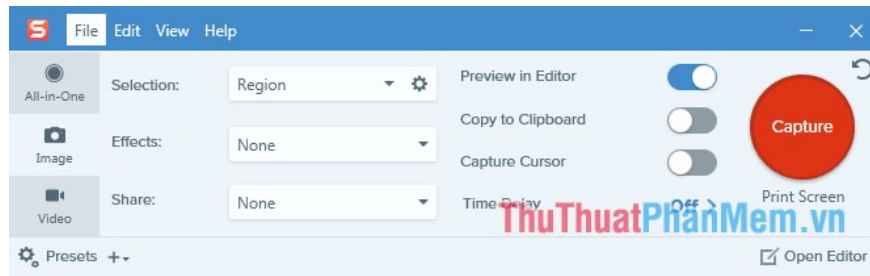
If you only need to take a simple screenshot, you can use the **Print Screen** key or the **Snipping Tool directly** from Windows, but to take more advanced screenshots, you need to use screen capture software. Professional picture. Professional photography software will provide you with a full range of screen captures and provide tools to help you edit the most complete picture. Below the article introduces you to the 5 most professional screen capture software, invite you to track and reference.



1. Snagit

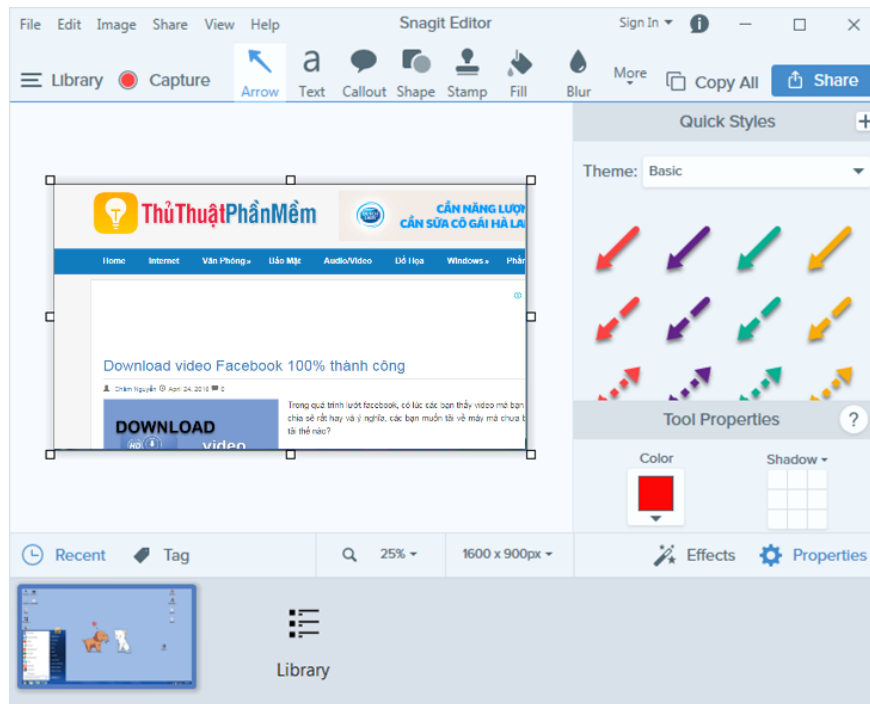
Snagit is a powerful, professional screen capture and video capture software that is not as complicated as many other software. The interface is simple and easy to use, you can choose the mode you want to take photos such as: take a full screen image, capture an area, capture an application window, capture a whole web page . Then you can set timeout, capture mouse cursor or not, you can also set up keyboard shortcuts for faster shooting operations.

In addition, **Snagit** also provides a lot of photo editing tools, you can control everything captured from the smallest pixels.



Key features of Snagit:

1. Take a screenshot of your computer screen quickly with many modes: take full screen picture, capture 1 area, capture application window, capture web page .
2. Support shortcut keys to take photos.
3. Maximum support image editing tools in Snagit Editor: add text, draw pictures, arrows, fill color, blur, insert many other images, resize images .
4. Snapshots are automatically saved to the gallery.
5. Easily search photos taken by date.
6. Providing many unique visual effects in the **Effects** section .
7. Support screen video to record all activities taking place on the screen.
8. Save images in many formats: BMP, JPG, JPEG, PNG, CUR, GIF, ICO .
9. Share images via email, FTP, add images to Word, PowerPoint, Excel, or store on OneDrive, Dropbox, Google Drive .

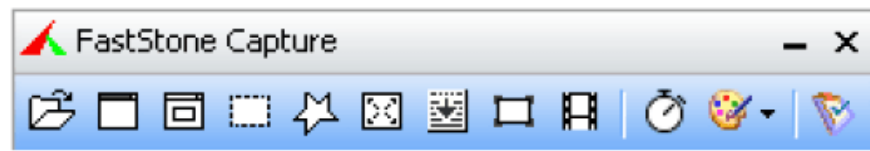


You can download **Snagit** here: <https://www.techsmith.com/screen-capture.html>

2. FastStone Capture


FastStone Capture is a professional screen capture software, although the software is compact but powerful to help users capture all activities on the computer screen: windows, menu objects, full screen, web .

After you have taken screenshots with **FastStone Capture**, you will be provided with image editing tools to perfect the image as you like.



Key features of FastStone Capture:

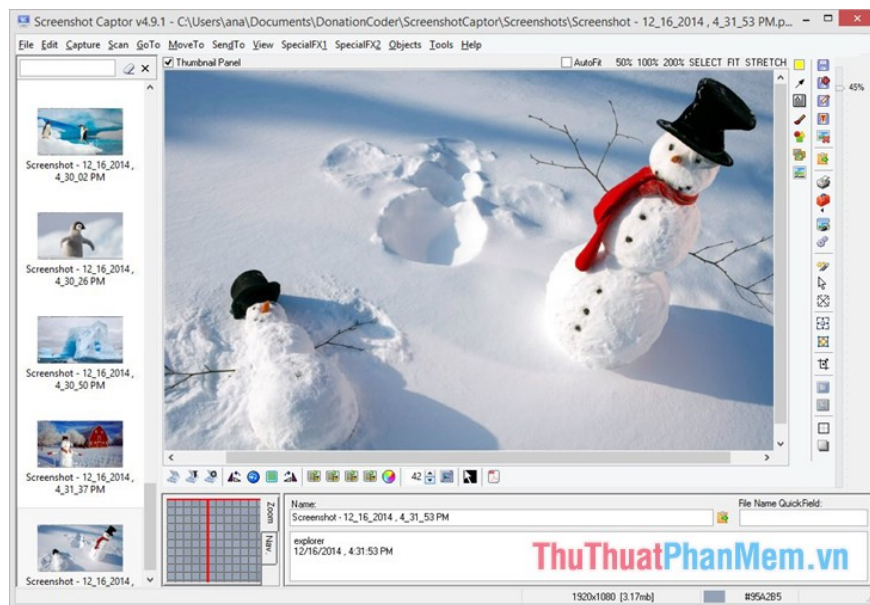
1. Support hotkeys to activate screen capture feature.
2. Support many shooting features such as: capture window, object, menu, full screen, rectangular area, etc.
3. Provide photo editing tools: draw objects (lines, watermarks, rectangles, circles .), add captions, many effects (shadows, frames .), change resize, crop, rotate, sharpen, change brightness, adjust colors .
4. Save in BMP, GIF, JPEG, PCX, PNG, TGA, TIFF and PDF formats.
5. Convert images to multi-page PDFs.
6. Support for sending captured images via email, to Word and PowerPoint documents, or sending images to an FTP server.
7. **FastStone Capture** also helps you to record all activities and sounds on the screen into a video file.



You can download **FastStone Capture** here: <http://www.faststone.org/FSCapturerDownload.htm>

3. Screenshot Captor

Screenshot Captor is a professional screen capture software, you can take screenshots quickly with many modes: full screen, workspace, arbitrary area, fixed size area . **Screenshot Captor** supports many unique effects including the ability to automatically locate and enhance working windows. The software supports many image formats such as gif, png, jpg, tiff.



Key features of Screenshot Captor:

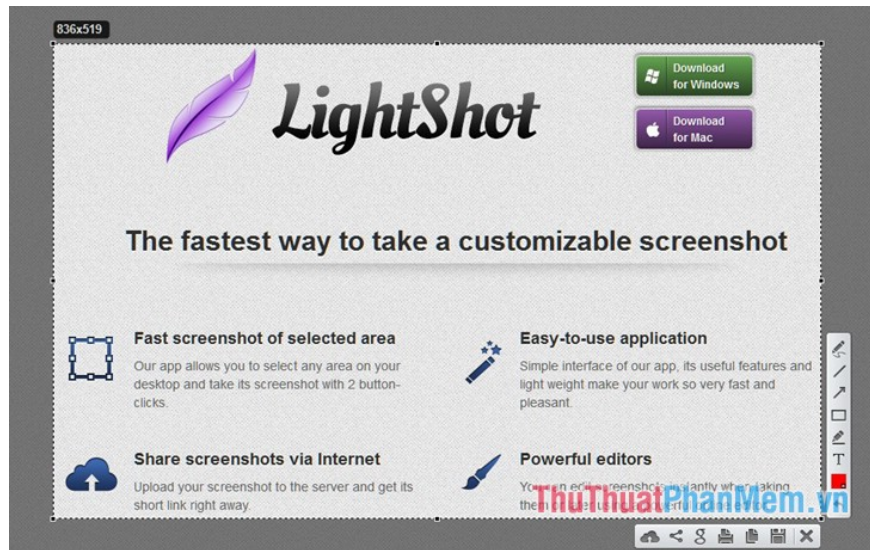
1. Provides multiple screen capture modes to meet the user needs of users: full screen capture, multiple screens, selections taken, web page scrolling, application windows . each mode has A customizable shortcut key for taking snapshots.
2. Provides many image editing tools: add arrows, draw shapes, many special effects, add text annotations in the file, create thumbnails and watermarks .
3. Partial capture of Windows 7 with transparency effects.
4. Intelligent automatic naming of files, easy renaming and format conversion, automatic conversion of image files.
5. Support sending images via email, uploading images to image hosting services.

You can download **Screenshot Captor** here: <http://www.donationcoder.com/software/mouser/popular-apps/screenshot-captor>

4. LightShot

LightShot is a free screen capture software that helps you take photos of any area of your computer screen. The interface is designed intuitive, friendly, anyone can easily use this software without taking too long to get used to.

You can quickly take photos and edit photos with the tools that **LightShot** supports, then save as BMP, JPEG or PNG formats and share on social networking sites like Twitter, Facebook, Pinterest or send. Photos via email to friends and relatives.



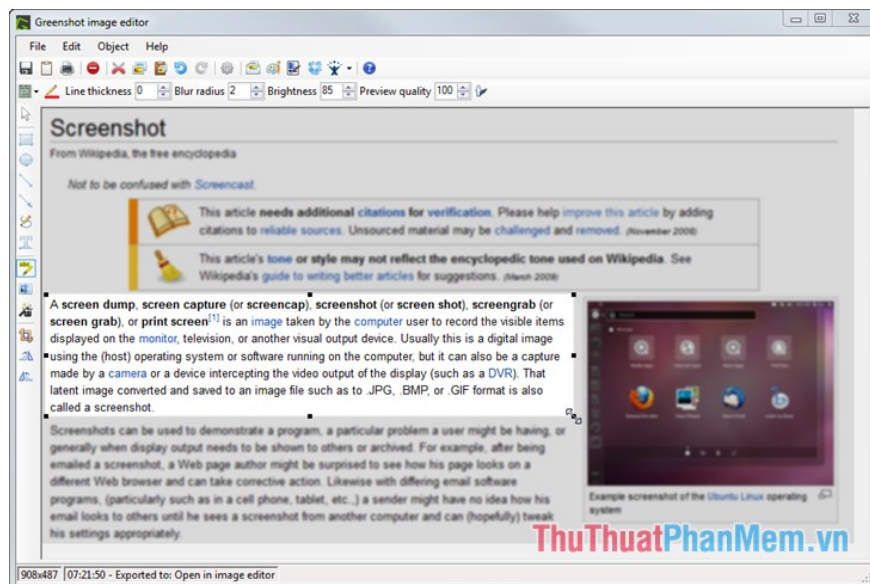
Main features of LightShot:

1. Take screenshots quickly.
2. The interface is simple and intuitive, easy to use.
3. Support photo editing tools.
4. Support similar image search on Google through LightShot's powerful search feature.
5. Share photos via the Internet.
6. Supports a variety of platforms including: Windows / Mac, extensions on Chrome, Firefox, IE and Opera.

You can download **LightShot** here: <https://app.printscr.com/en/index.html>

5. Greenshot

Greenshot is a screen capture software that allows you to take part or the whole screen quickly. The program supports multiple languages ??to help you use it simply and effectively. **Greenshot** allows you to use keyboard shortcuts to take photos faster, after taking screenshots you will be provided with tools to edit the image you have just taken: blur, note, sharpen, change. colors for elements on a photo .



Key features of Greenshot:

1. Support capturing part or the whole screen
2. Integrated note tool, mark images taken from the screen.
3. Save images easily, support connecting to the printer, copying to the Clipboard, sending images by email, or uploading images to the internet.
4. Save images in many formats: JPG, JPEG, TIF .

You can download **Greenshot** here: <http://getgreenshot.org/downloads/>

So, with 5 professional screen capture software that the article has just introduced, hope you will choose the professional screen capture software that best suits your usage. Good luck!

You finished reading the article "**5 The most professional screen capture software 2020**" edited by the [TipsMake](#) team. We hope this article has provided you with many useful tech tips and tricks. You can search for similar articles on tips and guides. Thank you for reading and for following us regularly.