

## 5 settings to enhance your Facebook experience

Users can hide unwanted information while keeping friends or blocking game invitations, apps from friends to make this social network more interesting.

Users can hide unwanted information while keeping friends or blocking game invitations, apps from friends to make this social network more interesting.

### Cancel follow-up instead of unfriending

Facebook is like a miniature society, so there are relationships you don't like but still have to maintain. Instead of canceling friends, users can choose to cancel tracking so they don't have to see the moods and images they don't like on the Timeline.

To do so, click on the status next arrow of the person who needs to unfollow and press the **Unfollow** button. Alternatively, go to the person's Timeline and select the **Following** button to stop monitoring.

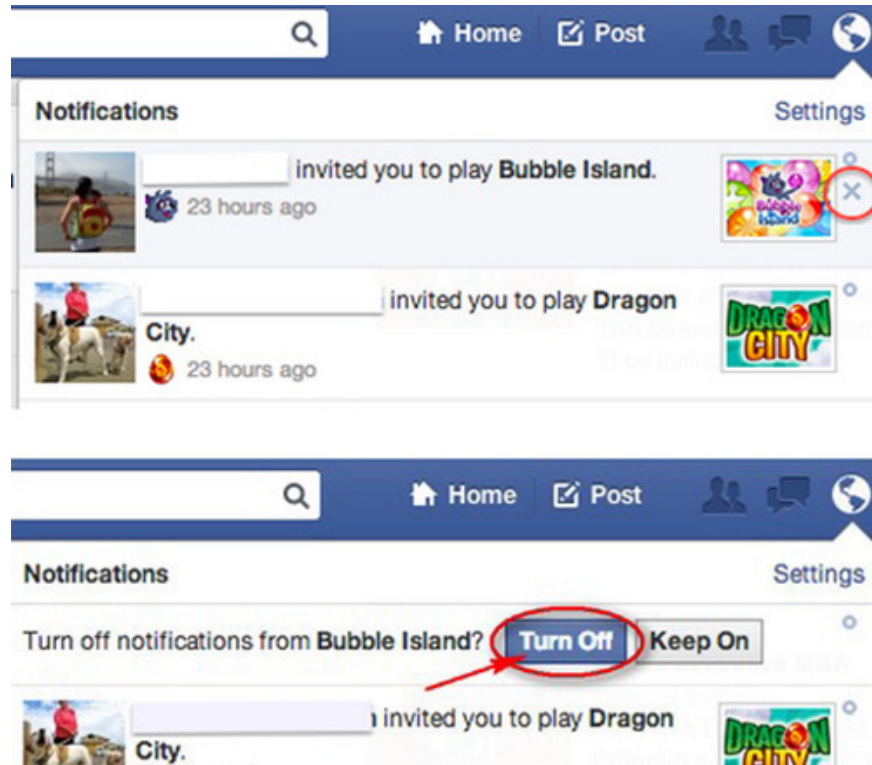


Unsubscribing is not the same as unfriending because the user can chat and access the personal page as usual. More importantly, the other person does not know you have Unfollow, and you are not bothered on the News Feed.

### Block game invitations, applications

It's annoying when you constantly get Facebook game invitations like Farmville 2, Candy Crush Saga . or applications such as Guess personality, When you will get married, Who often visits you most . This situation is no longer available if the user blocks the information that he / she does not want.

When you receive an invitation to play a game, try the application, you can refer to the article **blocking the unwanted account on Facebook** or follow the following method: Check the **X** in the **Notification** section then select **Turn Off** to stop the information Alert bother you.

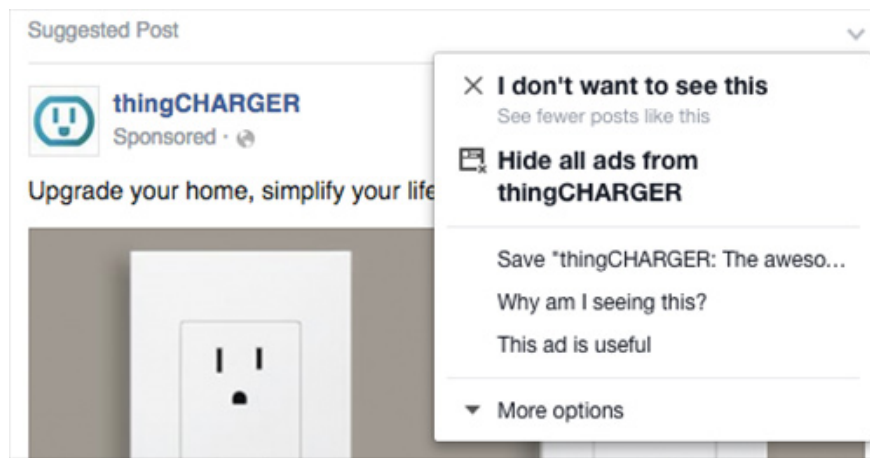


In addition, users can go to **Settings** , select **Blocking** menu . There will be three options: the **Block app invites** used to block all application invitations from someone, Block event invites allows blocking event invitations from people who do not want and Block apps are blocking applications.

## Hide the ads

Users are free to use Facebook so the ads and sponsored articles displayed on your Timeline are unavoidable. However, you can completely hide unwanted information, similar to hiding posts from users.

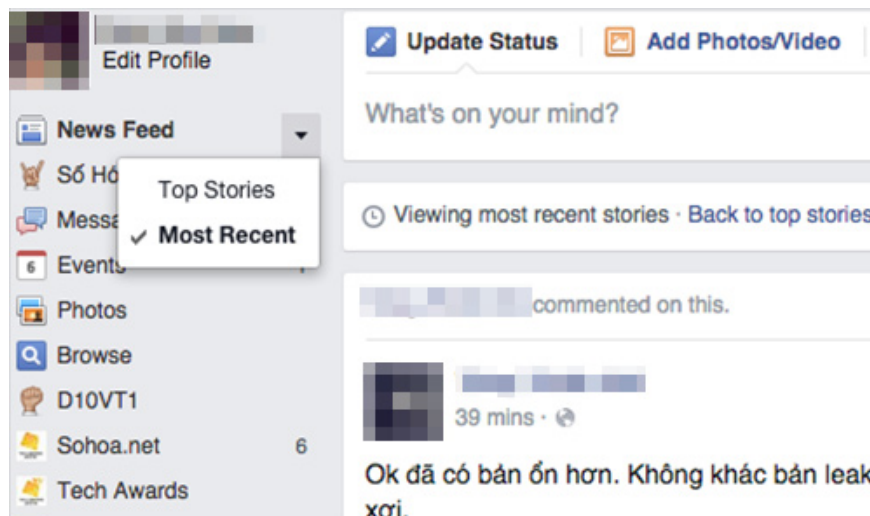
Select the arrow next to the ad article and click **I don't want to see this** to hide the above content, or choose **Hide all ads from .** to not see ads from this unit on your Timeline.



## See the latest news

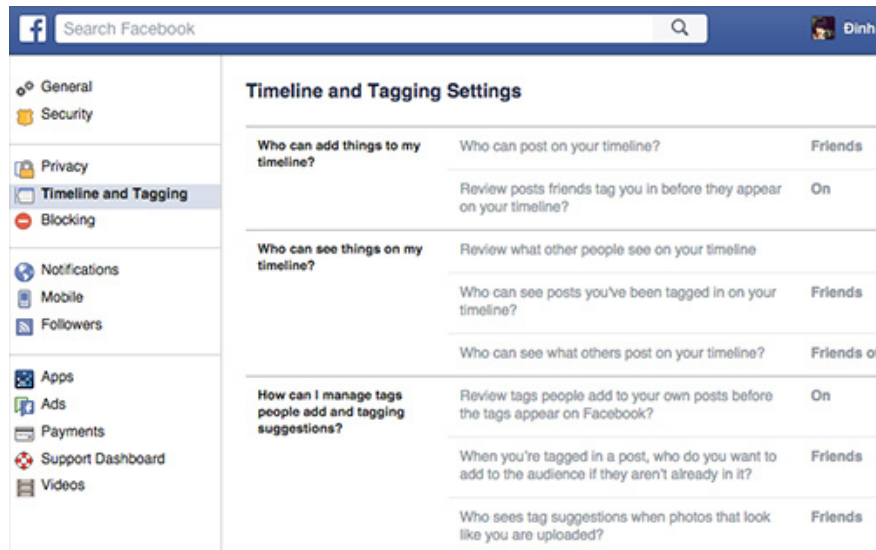
Facebook says that they use algorithms to display up to 300 posts from friends and fanpages that you are most interested in. This means that users can miss many other news from friends.

At the Facebook homepage, click the arrow next to the **News Feed** button and select **Most Recent**. The message board will switch from the display of featured posts to the sort of posts over time. In this way, users will see more information from friends.



## Advanced settings

As the world's largest member-sized social network, Facebook offers users many options for you to have fun experiences in this virtual community. Do not forget the settings in the **Settings tab** as to who can see your posts, contact information, who can write on the timeline, who is allowed to tag.



Mastering these tools will help Facebook users limit unwanted problems, protect personal information.

You finished reading the article "**5 settings to enhance your Facebook experience**" edited by the [TipsMake](#) team. We hope this article has provided you with many useful tech tips and tricks. You can search for similar articles on tips and guides. Thank you for reading and for following us regularly.