

5 Best Open Source Android Launchers to Replace Default Home Screen

Although not as 'hot' as it was in the early days of Android's launch, launchers are still one of the simplest ways to personalize your smartphone.

Although not as hot as it was in the early days of Android, launchers are still one of the easiest ways to personalize your smartphone. With just one small app, you can change not only the look and feel of your phone's home screen, but also the way it functions.

Among the myriad launchers available on Google Play, open-source options always stand out due to their advantages in privacy, security, and transparency. Most of them are free. If you want to refresh your Android experience, here are the 5 best open-source launchers to try.

1. Lawnchair

2:00

LTE

Tue, Sep 3


☾ 24°C



Google



Play Store



Lawnchair is popular for its Pixel Launcher-like feel, but with tons of advanced customization. You can:

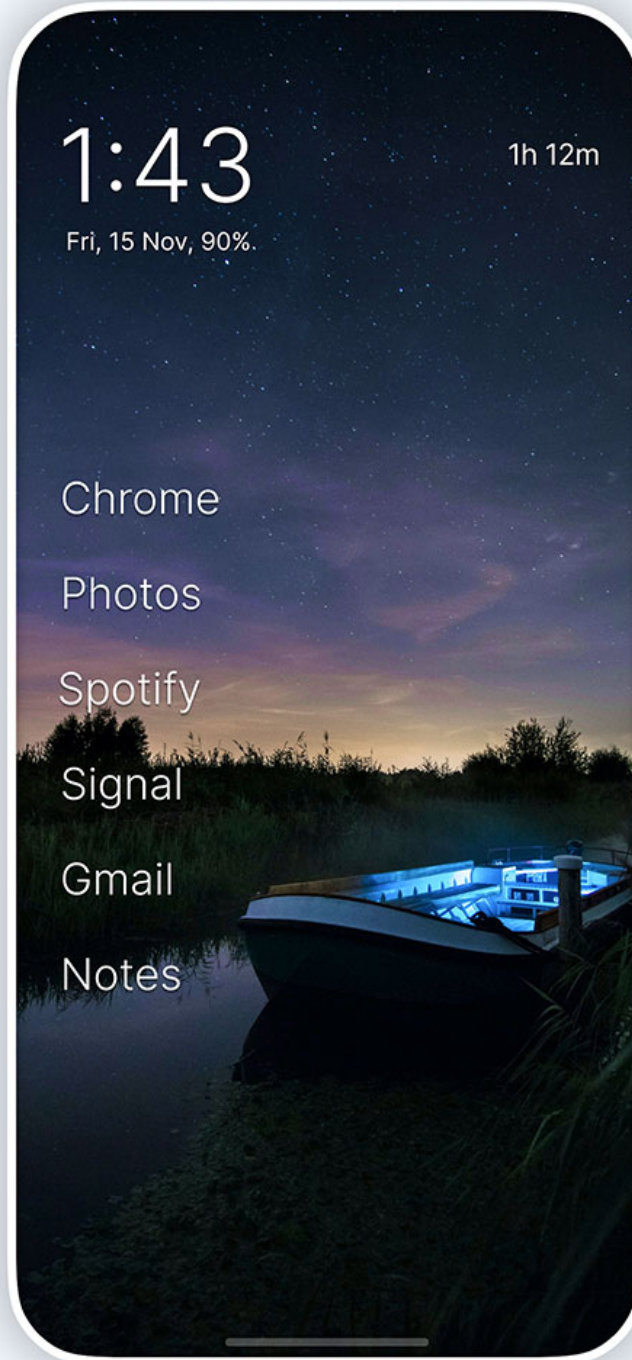
1. Sync the interface with the color of the wallpaper thanks to 'Material You'.
2. Customize fonts, icons, grid layout, pop-up menus...
3. Use the 'At a Glance' widget similar to Pixel Launcher.
4. Create folders in the app drawer, or let Caddy organize them automatically.
5. Search directly on the device: apps, contacts, files, settings, search history.

Note: Lawnchair is currently under development and is not yet fully stable, so there may be some minor errors.

2. Olauncher

Minimal AF Launcher

AF stands for Ad-Free :D




If you love absolute minimalism, Olauncher is the ideal choice.

1. Extremely clean interface, no confusing icons.
2. The home screen only shows the application name, date and time, and status bar.
3. Text list app drawer with search bar.
4. Type a few characters to open the application immediately, no need to touch more.

There are not many customizations, mainly shortcut alignment, automatic daily wallpaper change, light/dark mode selection and hiding apps. But if you want maximum focus, Olauncher is number 1.

3. Stario



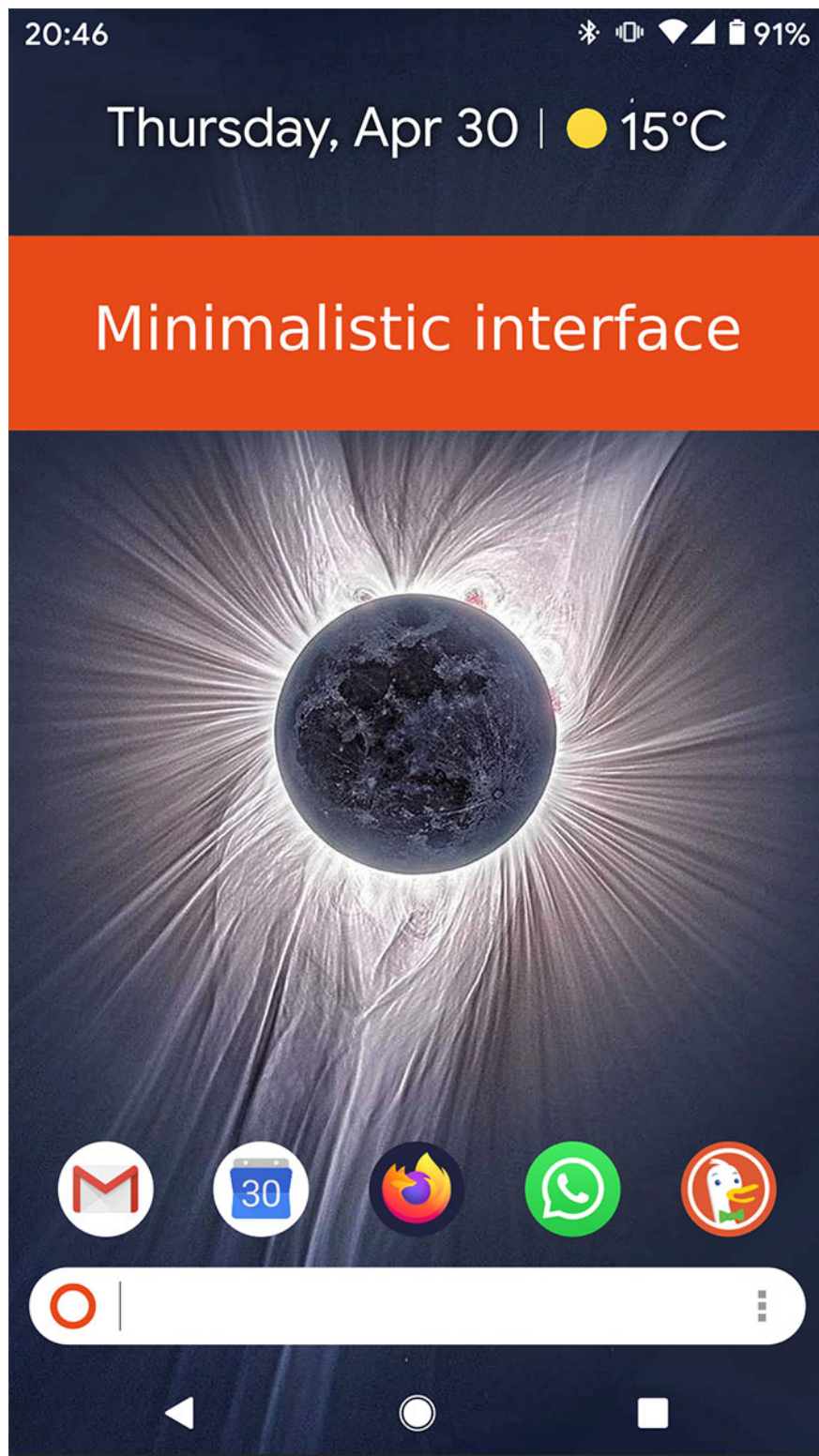
Stario balances minimalism and utility, with a unique design with 5 separate areas:

1. **Home** : displays date, time, battery, weather, search + 4 favorite apps.
2. **Briefing** : integrated RSS reader.
3. **Notes** : quick notes.

4. **Widgets** : swipe down to open a separate area for widgets.
5. **App drawer** : auto-sort or 2-column list, with fixed search bar.

The small minus point is that the search ability is not really accurate, but in return the design is elegant, completely different from other launchers.

4. KISS Launcher



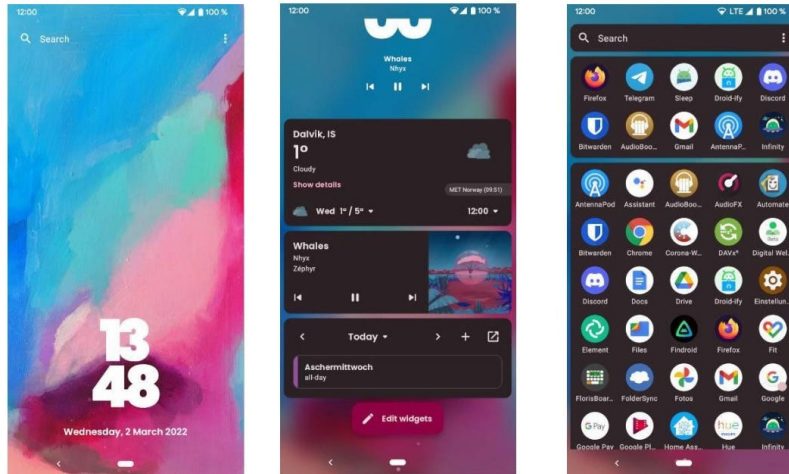
As the name suggests, KISS (Keep It Simple, Stupid) focuses on simplicity, focusing on the search feature.

1. The central search bar allows you to search for apps, contacts, settings...
2. The app drawer can be quickly opened via icon or swipe gesture.
3. Supports web search with optional provider.

4. Allows customization with 7 available themes, external icon packs and system color adjustment.

This is a lightweight, compact launcher, yet flexible enough to personalize to your own style.

5. Quasi-Religious



Kvaesitso (pronounced 'kuh-VEY-sit-so') offers a new experience centered around the universal search feature, similar to Spotlight on macOS.

1. Search local files, cloud data, calendars, contacts, apps, Wikipedia...
2. Can be used as a calculator or unit converter.
3. Widget placed on separate vertical scrolling page or right on home screen.
4. Custom icons, grid layout, icon pack support.
5. Plugin support: integrate weather data, OneDrive files...

It takes a little getting used to at first, but once set up, Kvaesitso is truly powerful and distinctive.

Conclusion : If you want a lightweight launcher, Olauncher and KISS are good choices. If you like heavy customization, Lawnchair and Kvaesitso are good choices. If you want a unique experience, Stario is definitely worth a try.

You finished reading the article "**5 Best Open Source Android Launchers to Replace Default Home Screen**" edited by the [TipsMake](#) team. We hope this article has provided you with many useful tech tips and tricks. You can search for similar articles on tips and guides. Thank you for reading and for following us regularly.