

5 Instagram photo editors to create better photos

There are many applications that allow you to share your edited snapshots to Instagram. And here are the best Instagram photo editors available.

Although Instagram is a great platform for those who want to share their images online, but in terms of image editing, this application is not really outstanding. Fortunately, there are many applications that allow you to share your edited snapshots to Instagram. And here are the best Instagram photo editors available.

Create better photos with 5 Instagram photo editors

1. What is an Instagram photo editor?
2. 5 Instagram photo editors to create better photos
 1. Snapseed
 2. A Color Story
 3. VSCO
 4. Adobe Photoshop Express
 5. Pixlr

What is an Instagram photo editor?

The main difference between regular photo editing apps and Instagram photo editors is that this app has integrated sharing capabilities, allowing you to send photos to your Instagram feed.

Because sharing has become an integral part of many applications, most photo editing applications will include this feature. This means you don't have to save the image to the device before posting it on Instagram.

These apps open Instagram when sharing, allowing you to apply any additional Instagram filters and annotations (if you want). This is extremely useful because Instagram often lacks the editing capabilities that many photographers on smartphones are searching for.

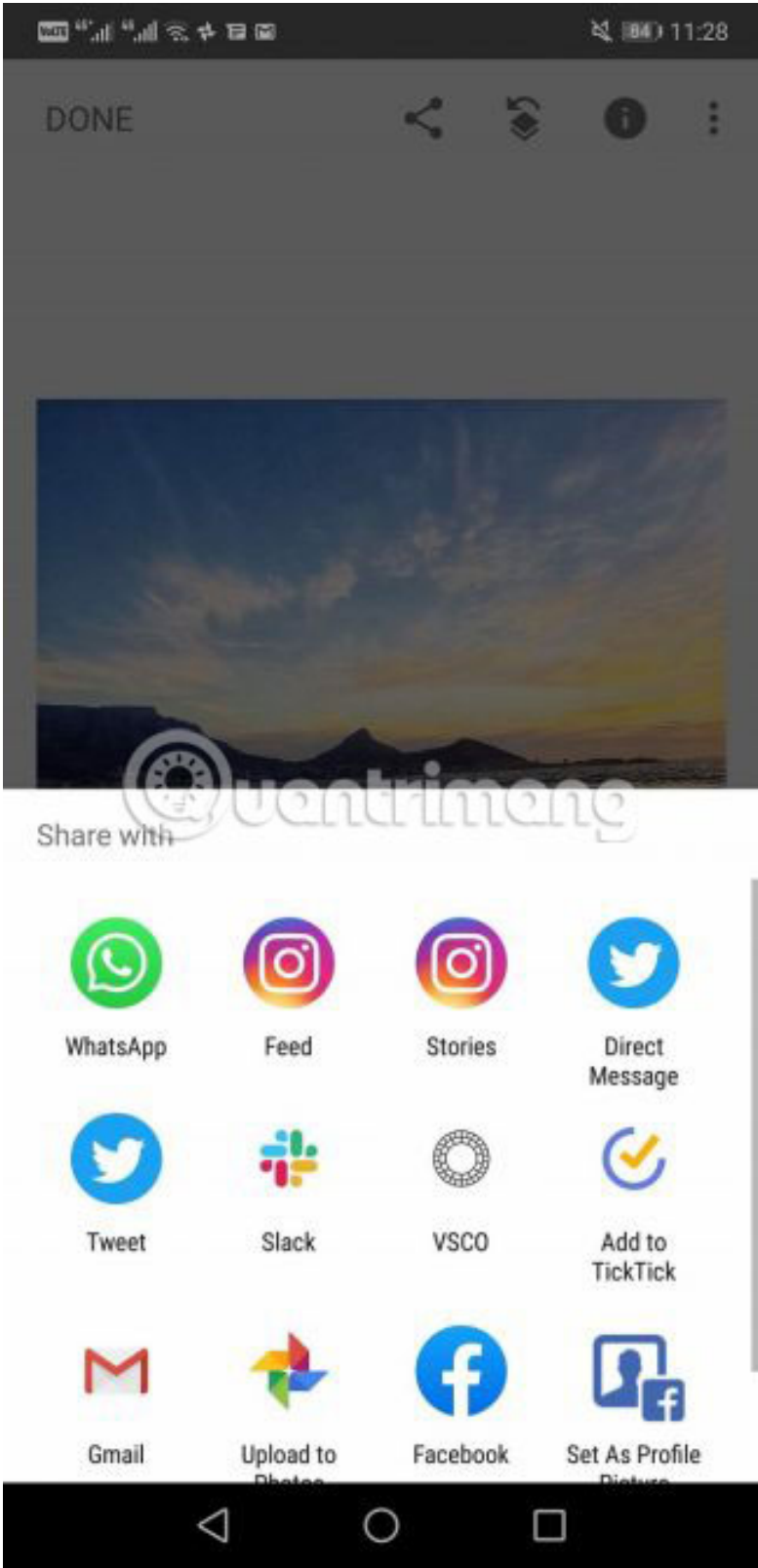
5 Instagram photo editors to create better photos

1. Snapseed



0.3
Exposure







Snapseed is a favorite choice of smartphone lovers, thanks to simple tools that come in many different shades. In fact, Snapseed is also considered the best photo editing application on Android.

The main advantage of Snapseed is its editing tools. These tools allow you to edit specific parts of your image, instead of just adjusting steps for the entire image. This means that if a specific object is overexposed, you can edit the object separately and keep the brightness for the rest of the image.

Snapseed also includes many filters and other advanced tools.

When you're done editing, you can choose to export or share it with the Instagram feed. This tool opens the Instagram app so you can publish it directly to the platform.



[Download Snapseed for Android | iOS \(Free\).](#)

2. A Color Story



- POP
- EVERYDAY
- HOT TODDY
- SHARP
- LITE BRITE
- CLASSIC BLACK
- ICE ICE

- FAVORITES
- ESSENTIALS**
- + INTERIOR
- + I AM
- + AT HOME
-



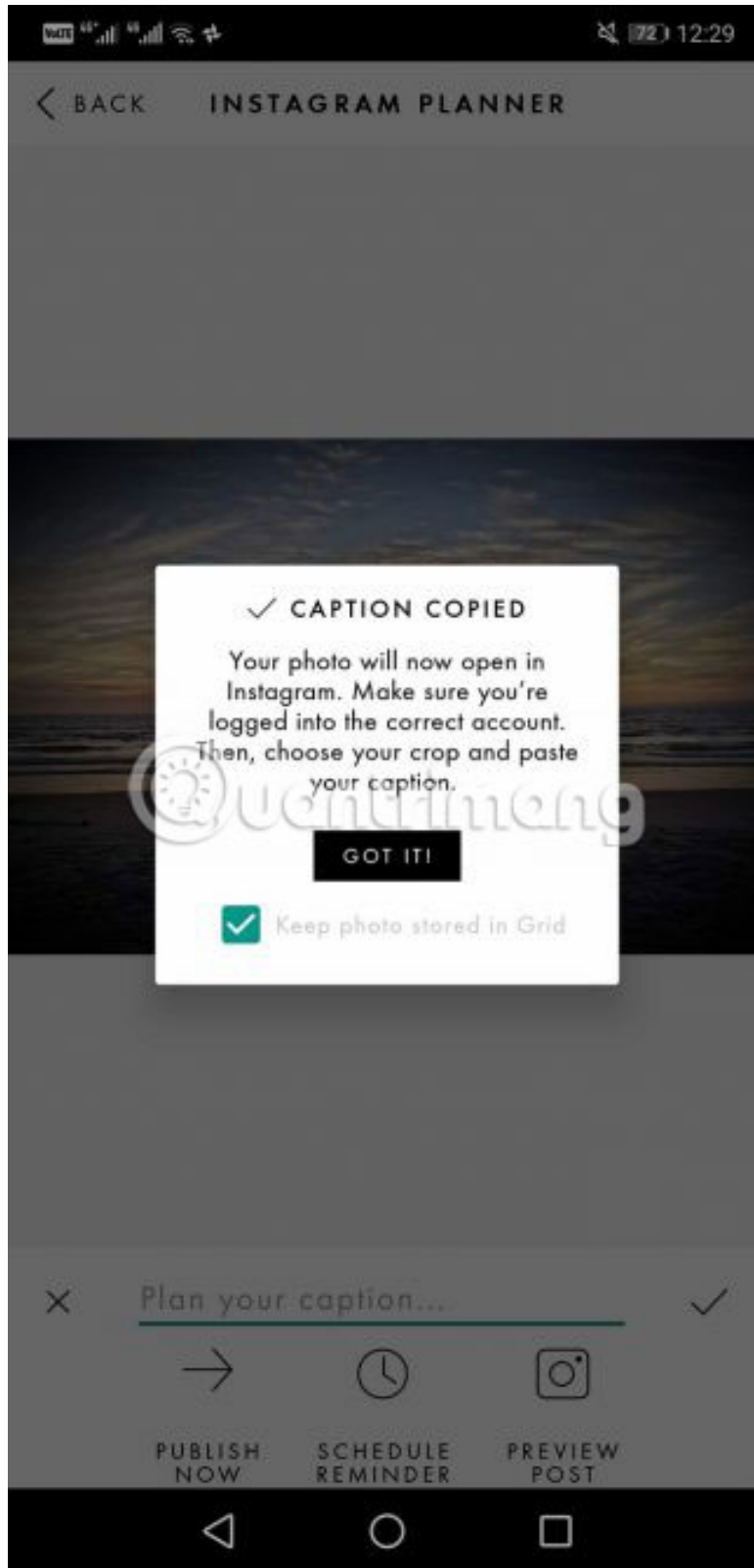
✕ Plan your caption... ✓



PUBLISH NOW

SCHEDULE REMINDER

PREVIEW POST



Although not owned or affiliated with Instagram, A Color Story integrates very closely with this platform.

A Color Story includes many tools, filters and adjustment features for photography. Many tools are available for free, but others require users to pay for use.

A Color Story allows you to create annotations and schedule reminders to post your photos to Instagram, similar to other scheduling applications such as Buffer and Crowdfire. You can also connect your Instagram application directly to A Color Story using Instagram login information.

This tight integration means that A Color Story truly represents itself as an Instagram photo editor. When publishing images, A Color Story will copy your captions to the clipboard and open the Instagram app.

[Download A Color Story for Android | iOS \(Free\).](#)

3. VSCO



Save Publish



All Presets

Favorites

Recent

For This Photo





Save Publish



Exposure



Contrast



Adjust



Sharpen



Saturation





VSCO is another popular photo editing application that allows you to share your photos on Instagram. However, this app also has its own photo sharing platform, making it one of the Instagram alternatives for those who like

to take photos with smartphones.

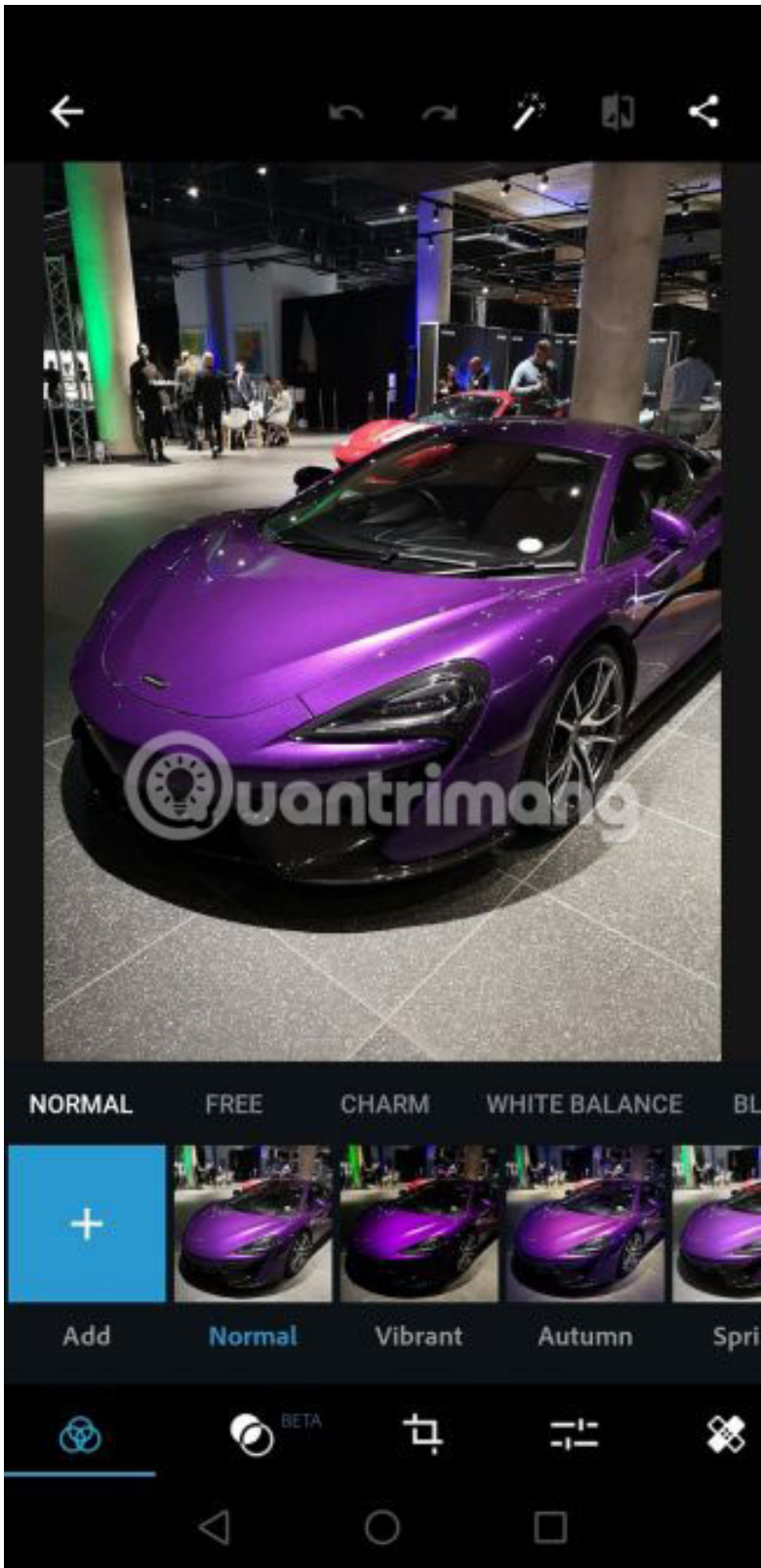
Among many different tools, VSCO includes filters and adjustment tools. The application also allows you to save specific 'formulas', if you have a set of steps you want to apply to all your images. Although most tools are available for free, VSCO also blocks certain features and requires users to register for use.

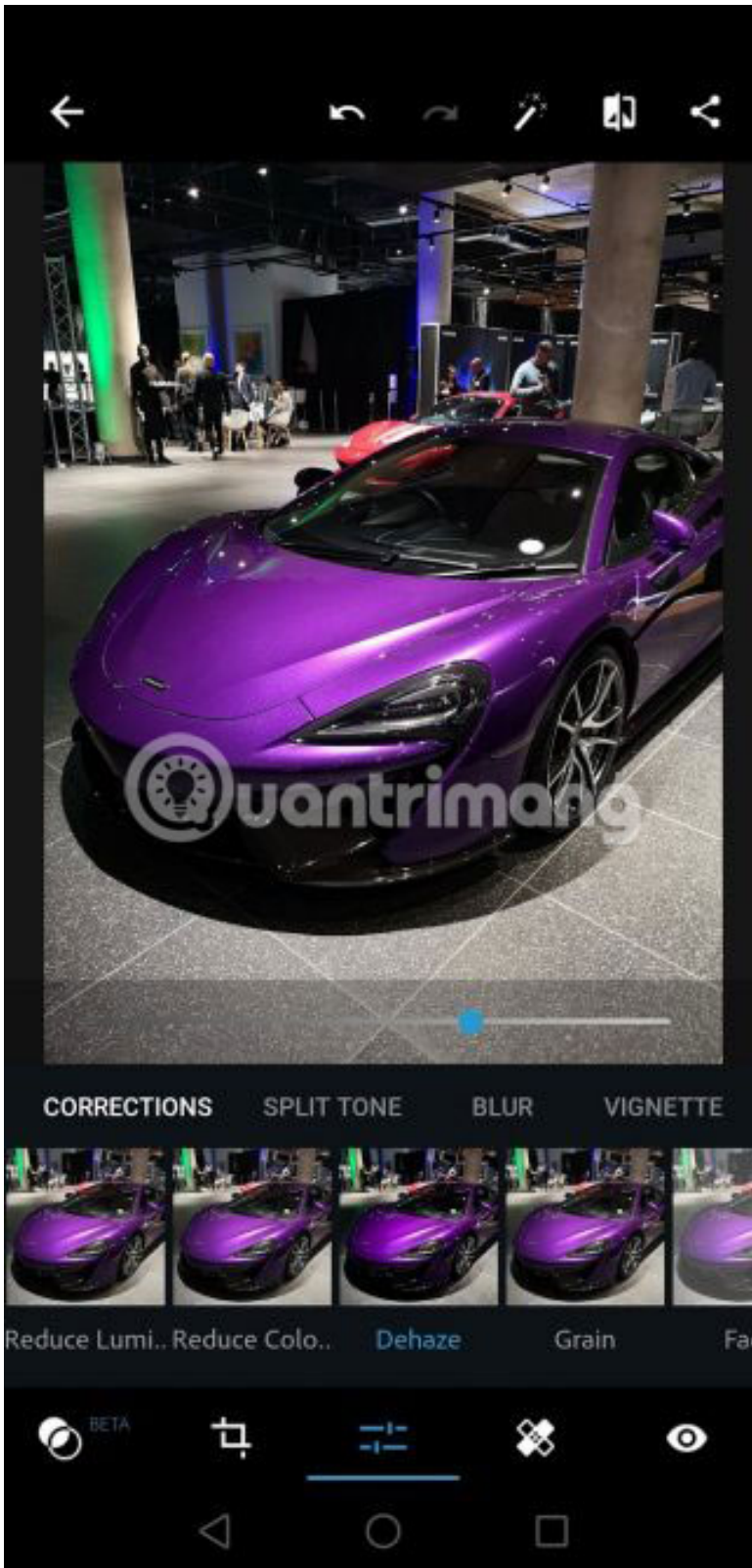
After completing the image editing, you can publish it to the VSCO platform. However, you can also choose to share it with other platforms, including Instagram.

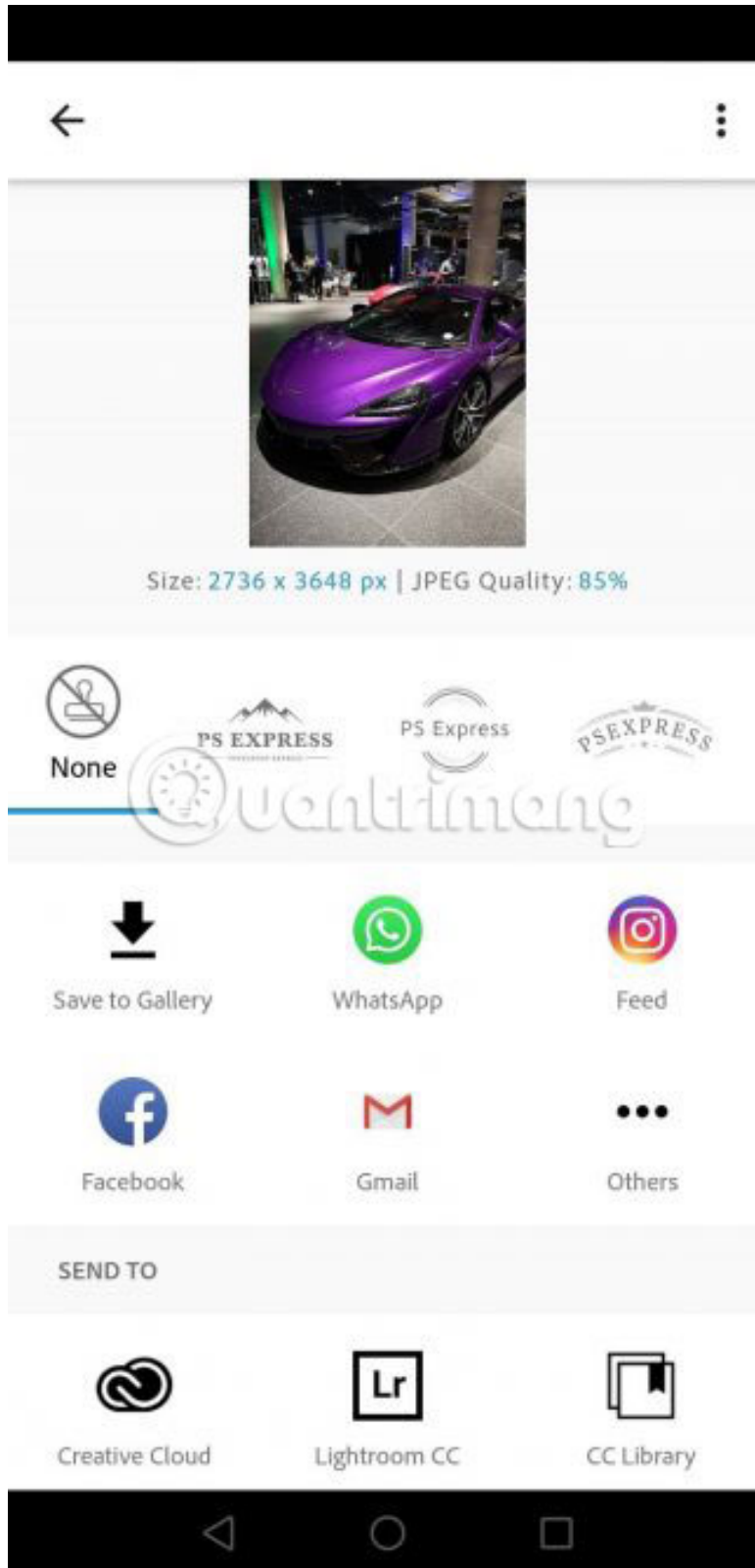
The main drawback of VSCO is that you need to create an account to use the application. This may prevent users from respecting privacy and those who do not want an account associated with email.

Download VSCO for Android | iOS (Free, with advanced registration).

4. Adobe Photoshop Express







Adobe Photoshop Express has a range of impressive tools for photo editing, including filters, advanced features and the ability to create collages. After applying different modifications to the photo, you can share them with

many other apps and social networks (including Instagram).

This application is mostly free, with a few advanced features. However, you will need to log in with your Google, Facebook or Adobe account to use the Photoshop Express application.

A relatively unique feature of this application is the ability to select the size of the edited image output. This gives you the flexibility to choose the quality and resolution you want.

Photoshop Express is a powerful image editing application. The downside is that no Adobe application includes all the editing features offered by the software vendor.

However, Photoshop Express seems to offer the widest range of free functions when compared to other Adobe image editing applications.

[Download Adobe Photoshop Express for Android | iOS \(Free\).](#)

5. Pixlr



PIXLR



camera



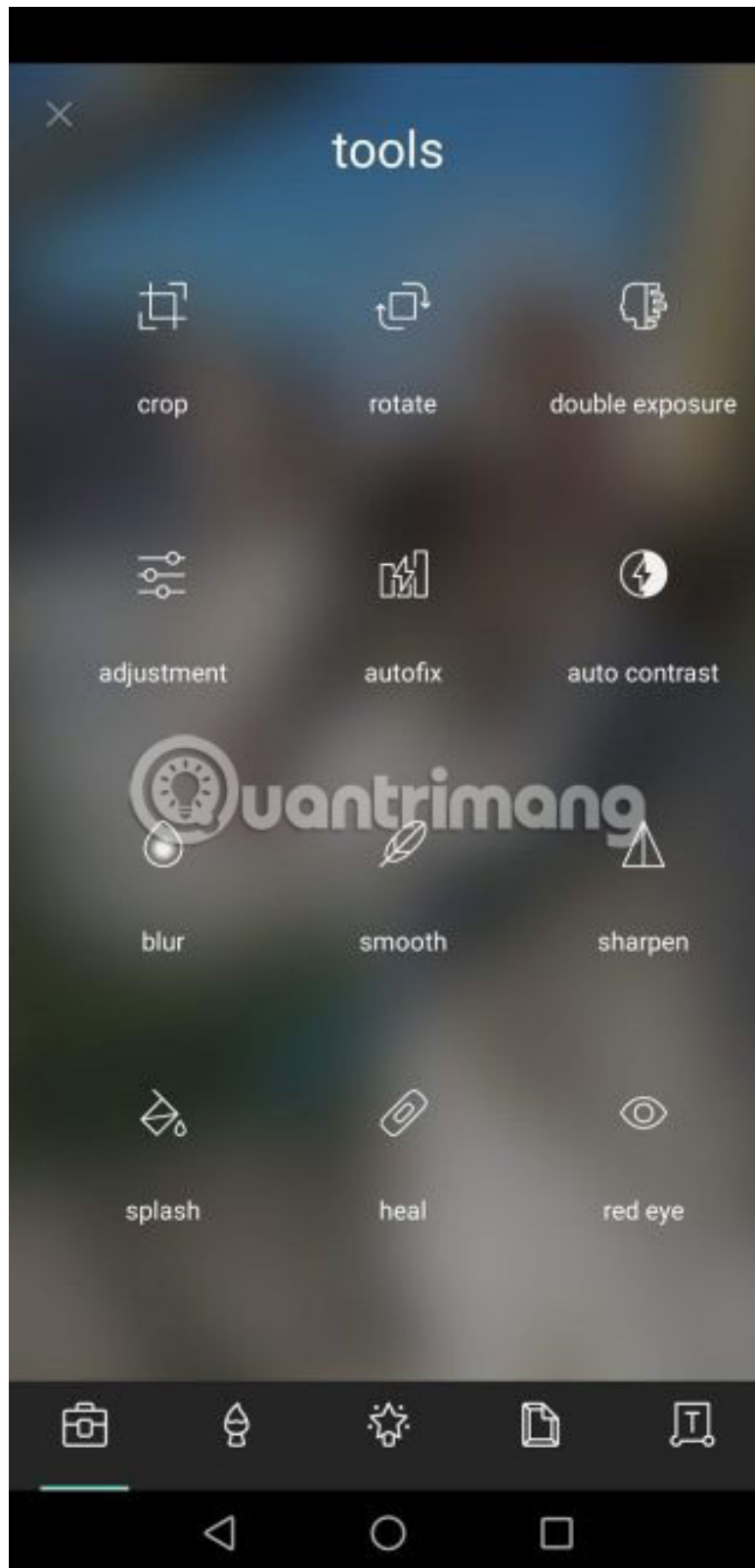
photos



collage







Pixlr combines many of the best features of photo editing applications into a central editor that can be shared on Instagram. Not only can you create collages and use interesting filters, but you can also use many interesting

tools like stickers and frames. Another handy feature of Pixlr is superimposition (stacking this stuff on another, but still ensuring both are visible) and dual exposure.

The application also includes traditional tools like smoothing, adjusting, auto-correction, sharpening and more. This very powerful photo editing application even includes brush editing features like Snapseed, although with more restrictive adjustment options.

When you're done with your photos, Pixlr offers you a variety of sharing options including publishing it to Instagram.

Another benefit of Pixlr is that it has a website that allows you to edit photos on your computer.

Download Pixlr for Android | iOS (Free).

Instagram is a great app, but when you really want to make your photos stand out, specialized photo editing applications often outperform.

If you still don't like the idea of using an independent photo editor, this is the right user guide for 16 Instagram filters you may want to refer to.

Hope you are succesful.

You finished reading the article "**5 Instagram photo editors to create better photos**" edited by the [TipsMake](#) team. We hope this article has provided you with many useful tech tips and tricks. You can search for similar articles on tips and guides. Thank you for reading and for following us regularly.