

5 heart-beating codes for the top-scoring Physics student, with name and image inserted.

If you're not familiar with coding and aren't an IT professional, just follow the instructions below to easily create the heartbeat animation for the top-scoring Physics student.

Recently, information about a visually stunning heart-shaped code for confessing love to a crush, originating from the Chinese drama "Light Up My Heart, Warm Me," has been circulating on social media. Immediately after the heart-shaped image went viral, not only IT professionals but also many young people became curious about this code to use in their own confessions. If you're not familiar with coding and aren't an IT person, simply follow the instructions below to easily create the heart-shaped code used by the top student in Physics.

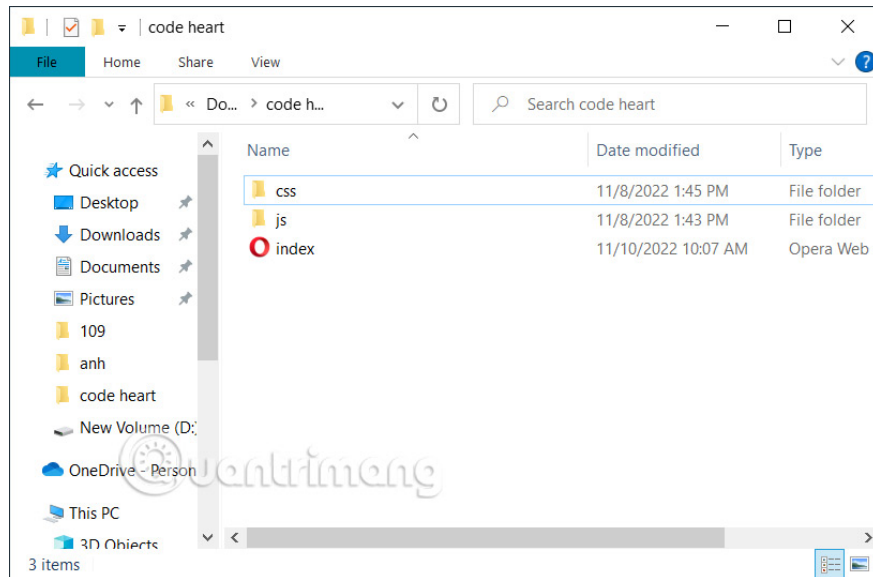
Download the code for the beating heart effect with image insertion.

Besides the standard heart-beating code or the code with text inside, you can try inserting images, using photos of your partner or photos of the two of you, and inserting them into the heart shape with a beating heart effect and surrounding light. If you like the style of a beating heart with an inserted image, you can refer to the instructions below for creating the heart-beating code.

Step 1:

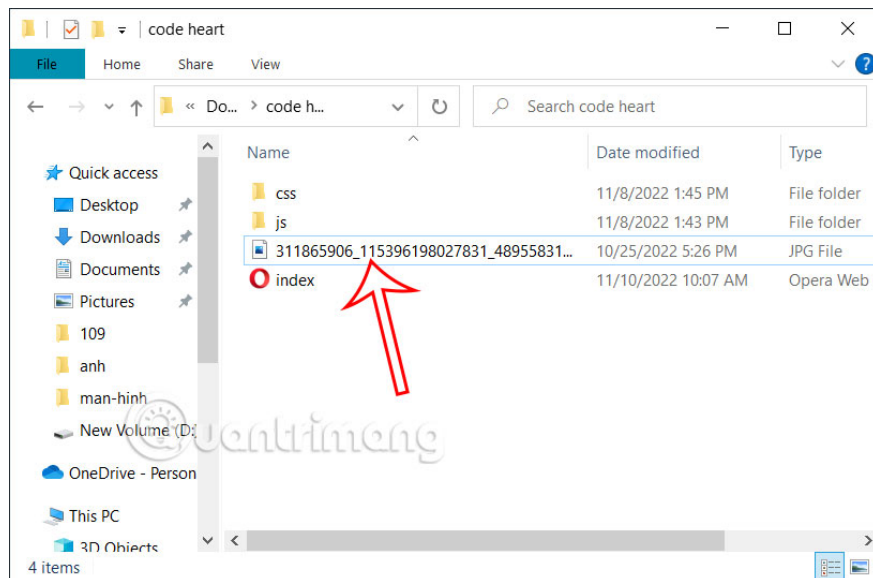
First, access the link below to download the heart-beating image embedding code folder to your computer. Next, we will extract the file as usual.

https://drive.google.com/file/d/1sOWvnQvfElynPpPWoqrDXTyoKW4m1RB9/view?usp=share_



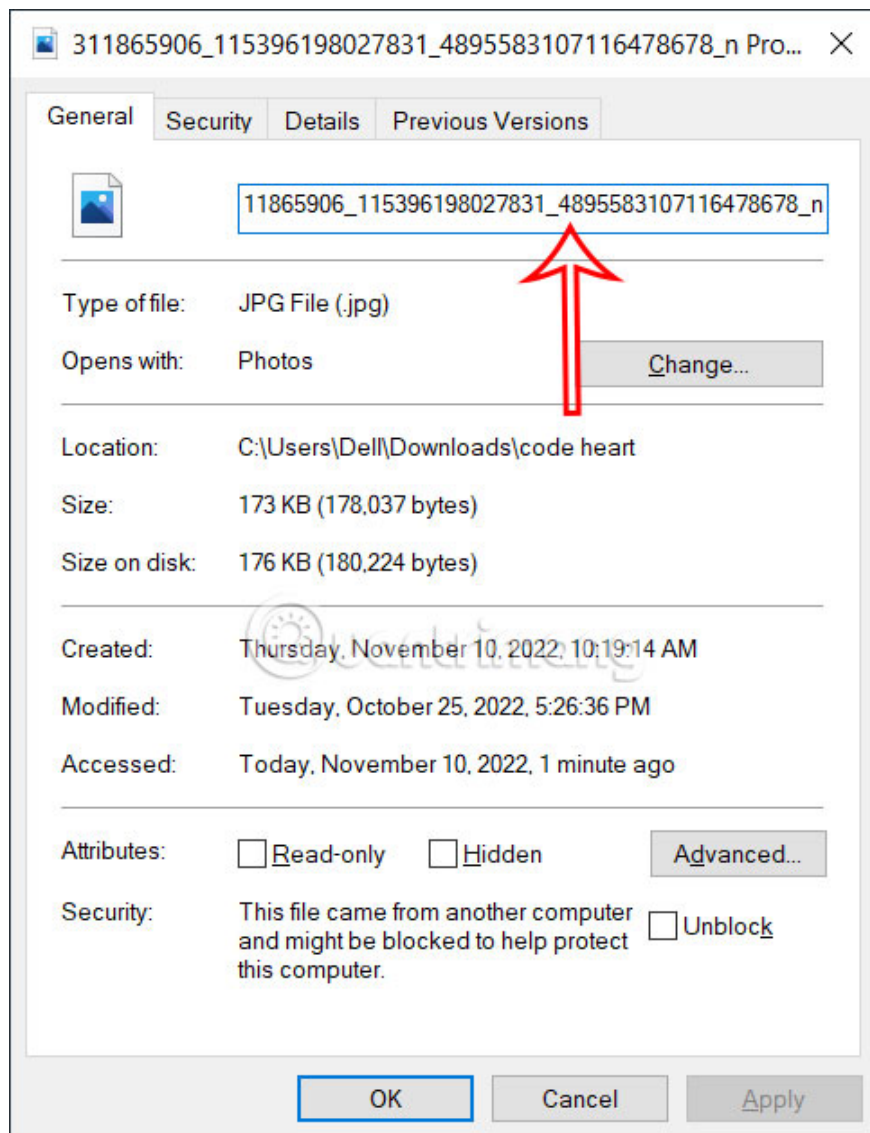
Step 2:

Next, to insert an image into the heart shape, you need to **move the image file to the same folder as the heart code** . This will allow you to edit the code to insert the image.



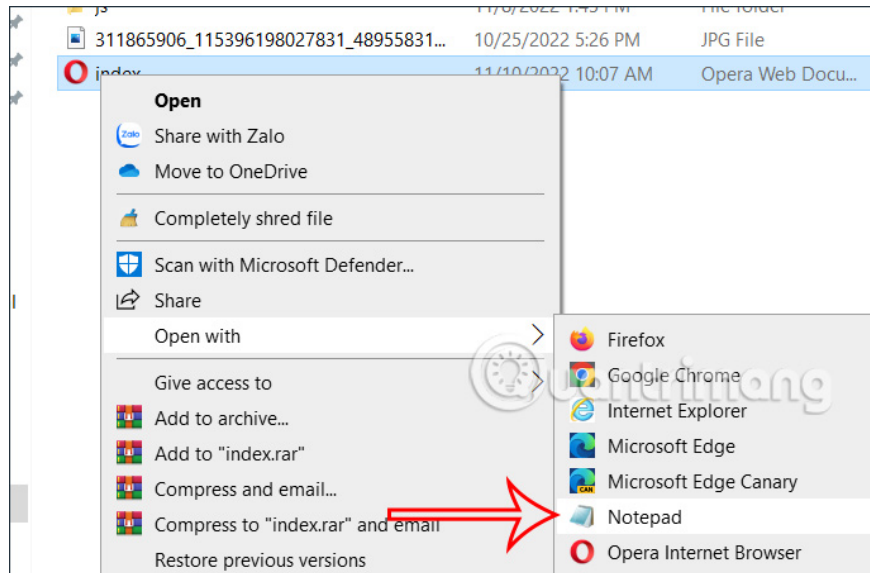
Step 3.

We will **copy the image name and check its format** so we can insert it into the code.



Step 4:

Right- click **on the index.html file** and **select Notepad** to open it, or use an HTML reader installed on your computer if you have one.



Step 5:

We will proceed to edit the code to our liking. In **EDIT HERE** , we will edit the content displayed inside the heart. **STARDUST1** can edit the year if desired.

In **STARDUST2**, please fill in your name and the other person's name . In **STARDUST3**, you can change "Love You" to a different line if you wish.

The ``img`` field will fill in the name and format of the image to be inserted, as shown in the image.

```

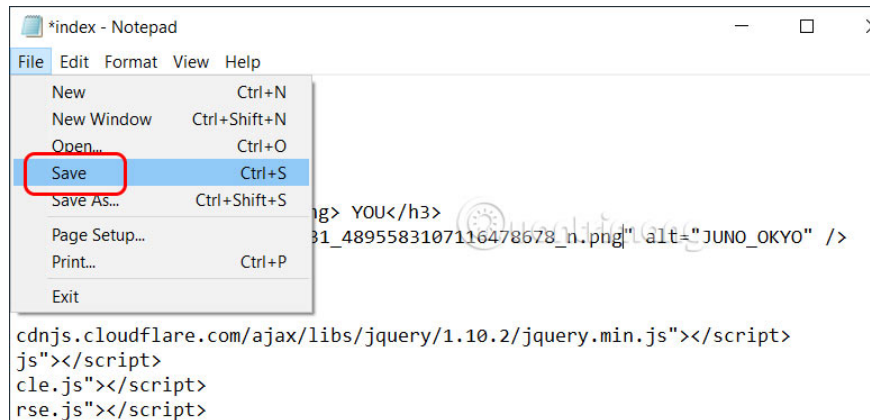
*index - Notepad
File Edit Format View Help
  <canvas id="universe"></canvas>
</div>
</div>
<!-- </div> -->
<div class="title">
  <!-- EDIT HERE -->
  <h3 class="STARDUST1">2022</h3>
  <h1 class="STARDUST2">B & BB</h1>
  <h3 class="STARDUST3">L O V E <strong>♡</strong> Y O U</h3>
  
  <canvas id="pinkboard"></canvas>
</div>

<script src="https://cdnjs.cloudflare.com/ajax/libs/jquery/1.10.2/jquery.
<script src="js/main.js"></script>
<script src="js/particle.js"></script>

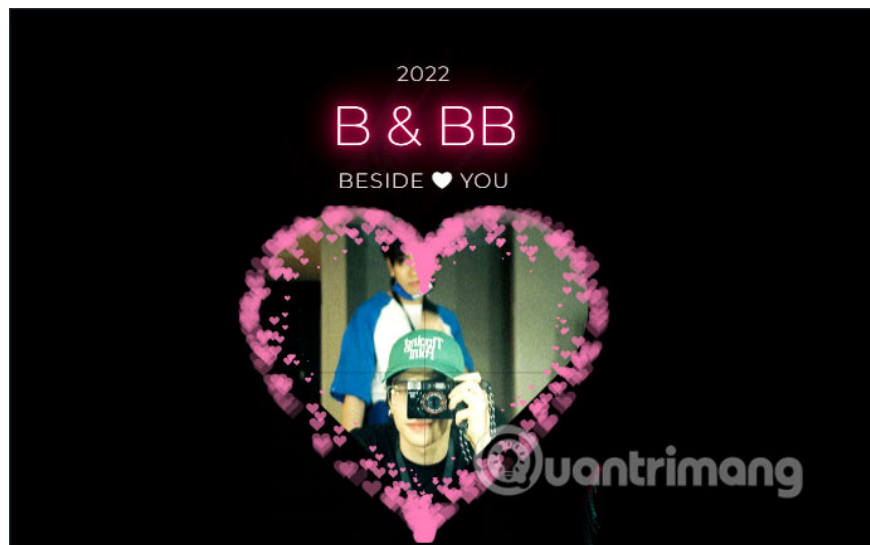
```

Step 6:

Finally, click **File** and select **Save** to save your work.



Now open the HTML file as usual to see what the heart-beating code and image look like.



Video creating code for a beating heart, top student in Physics, inserting image.

Download the heart-beating code of the top-scoring Physics student named

The heart-beating code snippet below contains text that can be displayed inside and can be customized to your liking.

1. Edit the code for the beating heart icon online.

Heart

Anh Yêu Em

Download the heart-beating code from Valedictorian Ly.

If you don't like the heart-beating code with text inside, you can use the regular heart-beating code below.

1. Edit the code for the nameless beating heart.

New Document

Code Heartbeat Light Art

This pulsating heart code will differ from the two heart types above as it has added light rays surrounding it, making it much more visually appealing.

1. Edit the code for the heart-beating light beam.

Document

Download the red beating heart code

1. Edit the code for the red heart.

Here's another heart-beating code for you to download and send to your crush. The beating heart in this code is red, surrounded by other small hearts, making it very visually appealing.

MINH IT

How to create the heartbeat code by the top student in Physics.

Step 1:

First, copy the code above to your computer as usual. Then, open this code with Notepad. Here, select the code containing the text displayed inside the heart shape so you can edit it if desired.

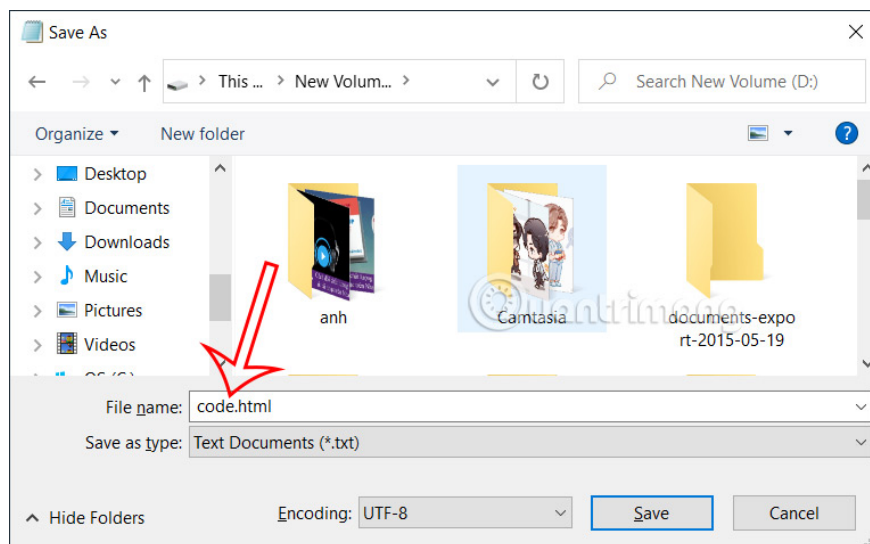
Step 2:

Next, we'll open this code and edit its content. Scroll down and you'll find options **to change the text displayed within the heart shape** . You can enter any content you want in this code. You can also **change the font size in the `font-size` line** to your liking.

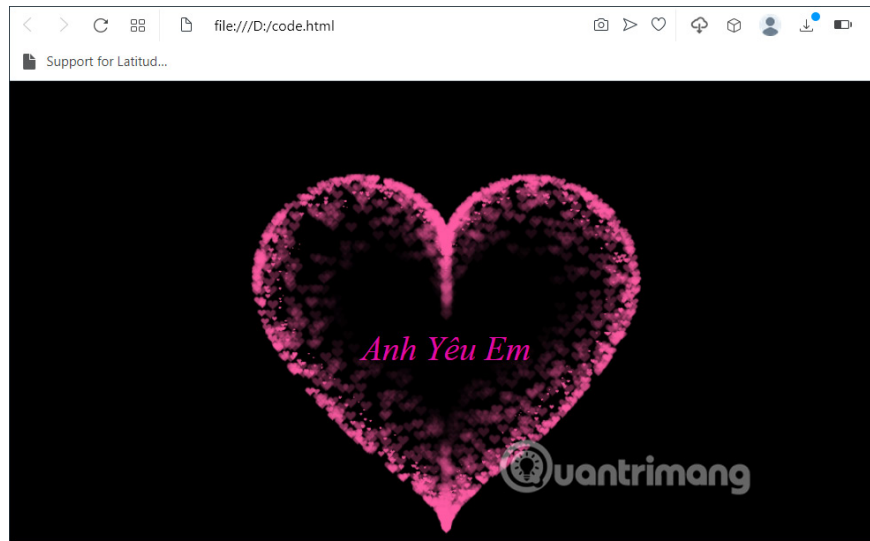
```
})(document.getElementById( 'pinkboard' ));  
</script>  
<div class="center-text",  
style="background-color:rgb(0, 0, 0);  
width: 100%;  
color: rgb(225, 12, 168);  
height:100%;  
font-size: 31px;  
font-style: italic;  
display: flex;  
align-items: center;  
justify-content: center;  
margin-bottom: 5px;  
text-align: center;">Anh Yêu Em</div>  
</BODY>  
</HTML>
```

Step 3:

Then **click File and select Save As** to save it as a new HTML file, as shown below.



That's it. You just need to open this newly saved code file to see how the beating heart code works. To give this beating heart to your crush, just send the HTML code file.



You finished reading the article "**5 heart-beating codes for the top-scoring Physics student, with name and image inserted.**" edited by the [TipsMake](#) team. We hope this article has provided you with many useful tech tips and tricks. You can search for similar articles on tips and guides. Thank you for reading and for following us regularly.
