

5 great alternatives to Malwarebytes Premium

There are plenty of options, both paid and free, making it easy to choose a Malwarebytes Premium alternative.

Malwarebytes is a great antivirus tool, but it's worth considering other options if your subscription is about to expire and you're not sure whether to re-subscribe.

1. Microsoft Defender

Microsoft Defender comes with a Microsoft 365 subscription and offers several antivirus features. You can connect all your family's devices and receive threat detection notifications for all your accounts.

15.00 🌙

◀ Settings



Hello,
Danny.



Alert

iOS update recommended



Your device is currently on 17.5, Install iOS version 17.5.1 to get the latest security updates.

[See details](#)

[Save for later](#)

Device protection



1 alert



Keep all your devices safer
from threats



[Add devices](#)

15.00 

◀ Settings



Device protection

This device

Other devices

 **Protected**

0 Links scanned in the last 24 hours



Web Protection

 **Active**



We'll help protect you from sites that try to steal your personal info.

Update required

 **iOS is out of date**



Install iOS version 17.5.1 to get the latest security updates.

Jailbreak detection

 **Active**

We haven't detected any unauthorized modifications that would affect the built-in security of this device.

This app helps you protect your device with security recommendations. Furthermore, you can access identity recovery support around the clock if an attack occurs.

Microsoft Defender also has a VPN enabled by turning on the Privacy protection toggle. The app can provide credit reports, detect harmful items, and determine if the device has been jailbroken.

Before deciding to use an antivirus solution, check the essential features your antivirus software should have.

1. Download Microsoft Defender for |||| (In-app purchases available, free)

2. Apple XProtect



If you own a Mac, you may not even need to buy an antivirus tool. XProtect is one of many Internet security features built into Macs, and the only requirement is macOS 10.15 or later.

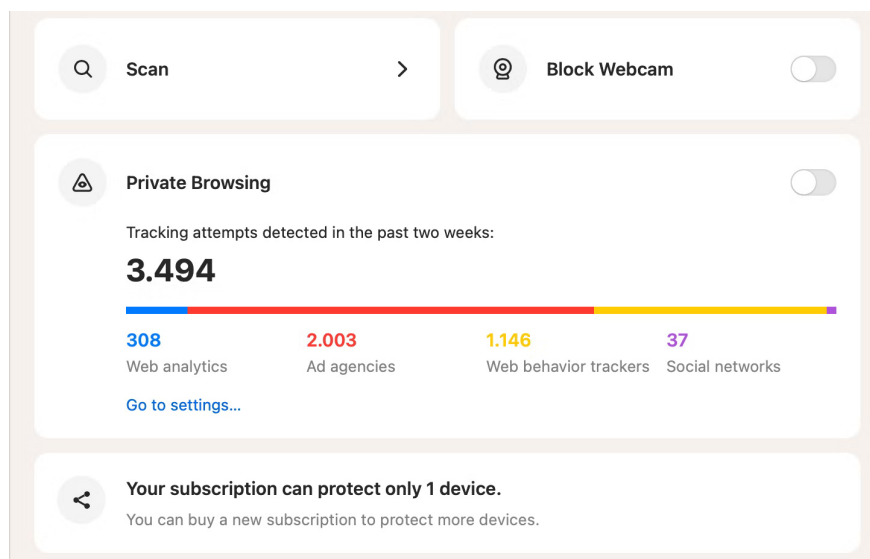
XProtect software will look for malware in certain situations, such as when launching an application for the first time, and will block the launcher if a virus is detected.

XProtect also has defenses if it can't find malware before you download apps and files. This solution can move malware to Trash and will continuously search for dangerous programs on the computer in the background. You also don't need to worry about updating XProtect because Apple will do it in the background.

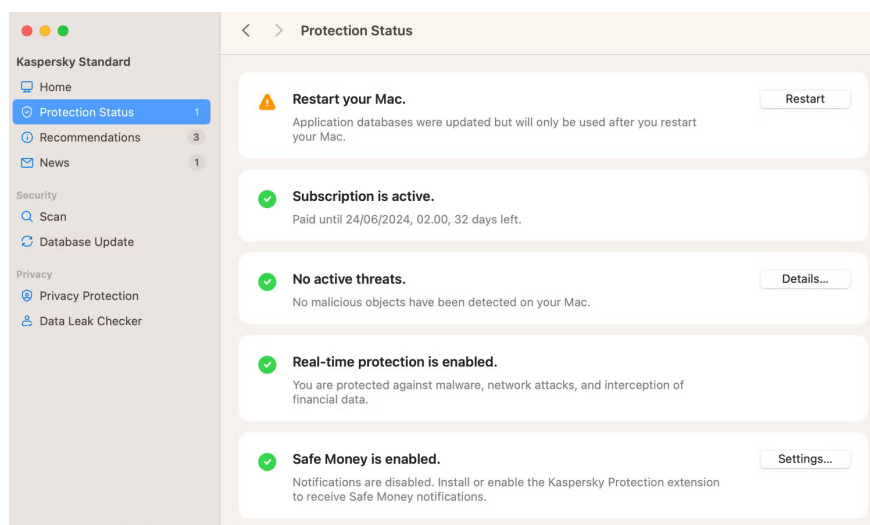
Despite the benefits of XProtect, malware can sometimes compromise systems. You can check if your Mac is infected by looking for unwanted ads and pop-ups, among other methods. Because XProtect is not 100% safe, you still have to pay for the antivirus application.

3. Kaspersky

Kaspersky is one of the oldest and most popular anti-virus tools. It has some useful privacy-oriented features, such as the option to see how many trackers have tried to follow you online in the past week. Kaspersky divides them into categories, such as web analytics and ad agencies.



If you're worried about specific apps and programs containing malware, you can drag and drop them into Kaspersky. The application will then perform a quick or full scan - your choice. Finally, wait to see if the software detects any potential threats.



In addition to protecting computers, Kaspersky also has extensions for Safari and Google Chrome browsers. The app will notify whenever it finds potential threats on the device, and you'll also see suggestions to further improve online security.

If you are a parent, you can also protect your children through the Kaspersky Safe Kids application. Free and paid versions are available.

How much does Kaspersky cost?

Kaspersky has 3 packages: Standard, Plus and Premium. All have antivirus access, but a more expensive plan will be needed for advanced features like a data leak checker, performance optimization, and VPN.


Below is Kaspersky's price list:

Register	1 year registration fee	2 year registration fee	3-year registration fee
Kaspersky Standard (Up to 3 devices)	\$34.99	\$68.99	N/A
Kaspersky Plus (Up to 5 devices)	\$47.99	\$94.99	N/A
Kaspersky Premium (Up to 10 devices)	\$67.49	\$134.99	\$202.99

4. Surfshark Antivirus

Surfshark is one of the most popular VPNs, and if you buy a Surfshark One plan, you'll also get access to an antivirus solution. After setting up Surfshark, the app will scan the device for potential threats and issue a notification if something is detected. The virus will also be quarantined.

When using Surfshark's antivirus engine, the application will scan your device whenever you request it. Within a few minutes, a full overview of results will be given. Surfshark shows the number of scanned files and can choose full scan or quick scan.



Besides antivirus, Surfshark's VPN also has many security features worth checking out. For example, you can enable a kill switch to terminate the connection if the VPN has problems. Meanwhile, the CleanWeb tool prevents tracking of your online activities.

Surfshark also allows creating alternative IDs. By using this feature, you can hide your real email address and create an alternative email address for social networks. You also have access to the Data Breach Monitoring tool with Surfshark, which will warn you if important information is compromised online. Another handy tool is

ransomware shield, which helps prevent criminals from accessing files and folders. You can also turn off your webcam if you're worried about other apps watching.

1. Download Surfshark for ||||| (Available for free, in-app purchases)

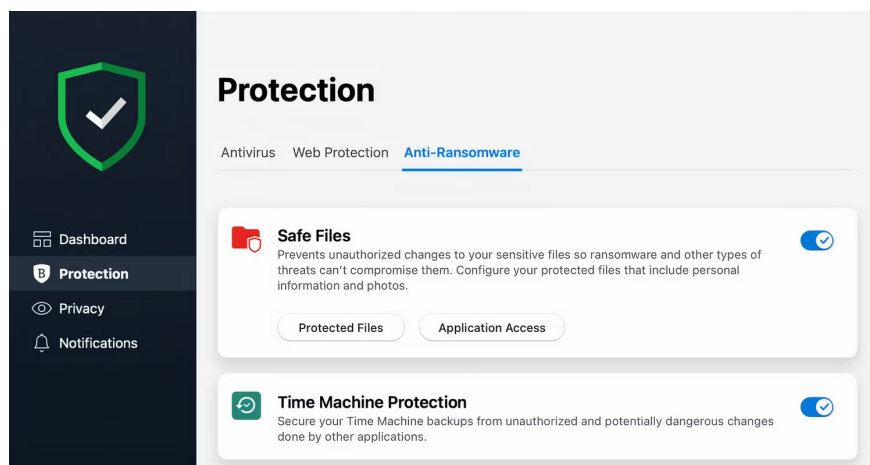
How much does Surfshark Antivirus cost?

Surfshark has a comprehensive pricing structure. You can choose 1 month, 12 month and 24 month packages. You can also choose between Surfshark One and Surfshark One+. Below is the price list for both options:

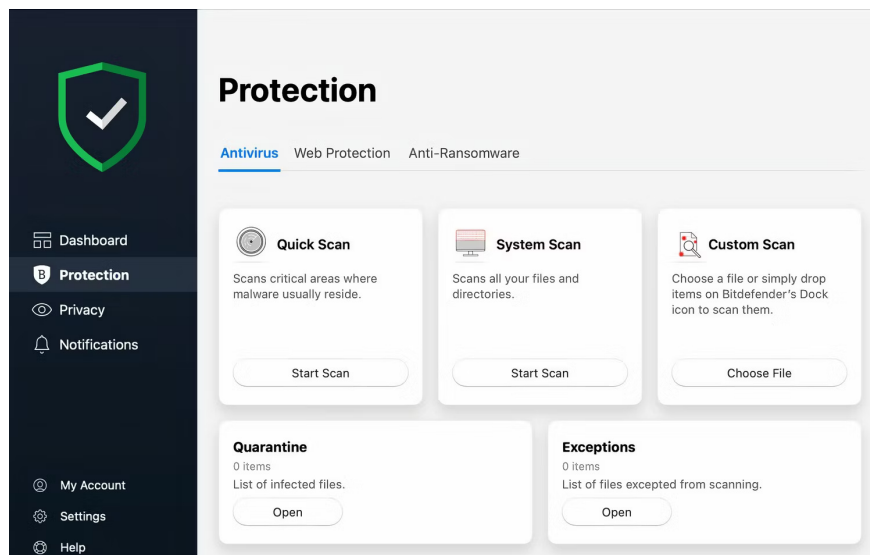
Time	Surfshark One	Surfshark One+
1 month	\$15.95/month	\$17.95/month
12 months	\$3.19/month	\$5.09/month
24 months	\$2.69/month	\$4.29/month

5. Bitdefender

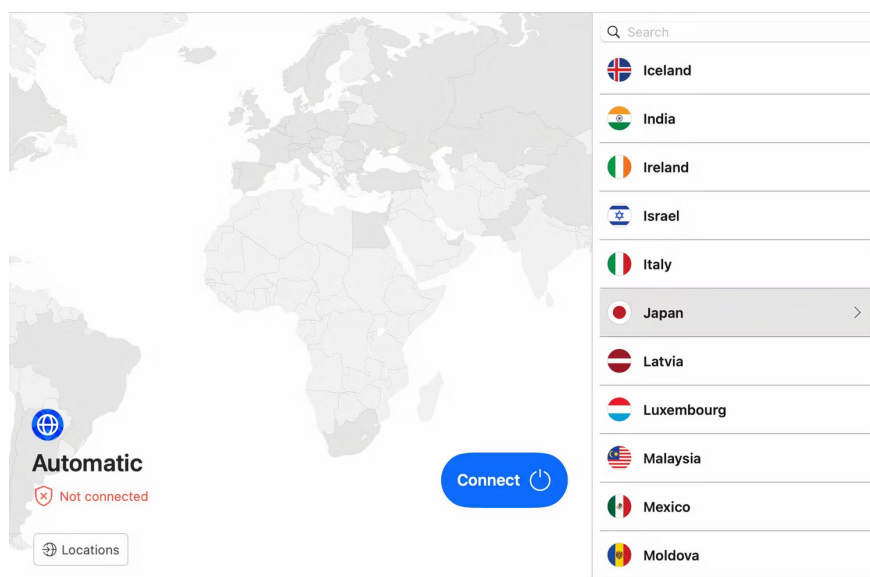
Bitdefender is a comprehensive antivirus solution that allows you to add protected files and determine which applications can access them. The app also features Time Machine Protection, a TrafficLight extension for Chrome and Safari that shows which websites are trustworthy and which are potentially risky.



When using Bitdefender, quick scans and system scans can be performed. If you want to scan specific files for malware, the application also has the option to do that. Additionally, exemptions can be added if desired. The app interface is clean and easy to navigate, and all notifications can be viewed in one place.



Bitdefender also has VPN and anti-tracking extensions for Safari and Chrome.



1. Download Bitdefender for ||| (Available for free, in-app purchases)

How much does Bitdefender cost?

Bitdefender is available in 1-year, 2-year, and 3-year plans. You can choose whether you want to protect 5 or 10 devices. Below is the full price list:

Register	5 devices	10 devices
one year	\$99.99	\$109.99

2 years	\$154.99	\$179.99
3 years	\$209.99	\$239.99

If you like the look of Kapersky and Bitdefender, consider TipsMake's full comparison between Kapersky and Bitdefender.

Despite the popularity of Malwarebytes Premium, there are many free and paid alternatives. While Mac users can take advantage of XProtect, an additional line of defense is still needed when criminals look to breach the software. There are a number of comprehensive solutions available, and the solutions mentioned in this guide are a great starting point for improving cybersecurity.

You finished reading the article "**5 great alternatives to Malwarebytes Premium**" edited by the [TipsMake](#) team. We hope this article has provided you with many useful tech tips and tricks. You can search for similar articles on tips and guides. Thank you for reading and for following us regularly.