

5 best Visual Voicemail applications for Android

From sending voicemail to your email, copying mail or even allowing you to keep them permanently, visual voicemail (voice mail with images) provides more experience for users.

Voicemail (Voicemail) seems like a nostalgia about the past, but it still has a certain place. From sending voicemail to your email, copying mail or even allowing you to keep them permanently, visual voicemail (voice mail with images) provides more experience for users. Today's article will present the best visual voicemail applications for Android to help manage missed calls easily.

5 best Visual Voicemail applications for Android

1. What is Visual Voicemail?
2. 5 best Visual Voicemail applications for Android
 1. HulloMail
 2. InstaVoice
 3. Google Voice
 4. YouMail
 5. Visual Voicemail Plus

What is Visual Voicemail?

Traditionally, if you miss a call and the caller will leave you a message, you will see a message about it but no other information. If you don't dial voicemail, you don't know who made the call, how long the message was or even what the caller said.

Visual voicemail changes all this. You do not need to listen to the message in order. Instead, you can manage them individually. It makes the entire voicemail control process much easier.

That's not a new feature for smartphones because the iPhone brought it back in 2007. However, this functionality has improved over the years. Some applications can transcribe voicemail, meaning you don't even need to listen to them.

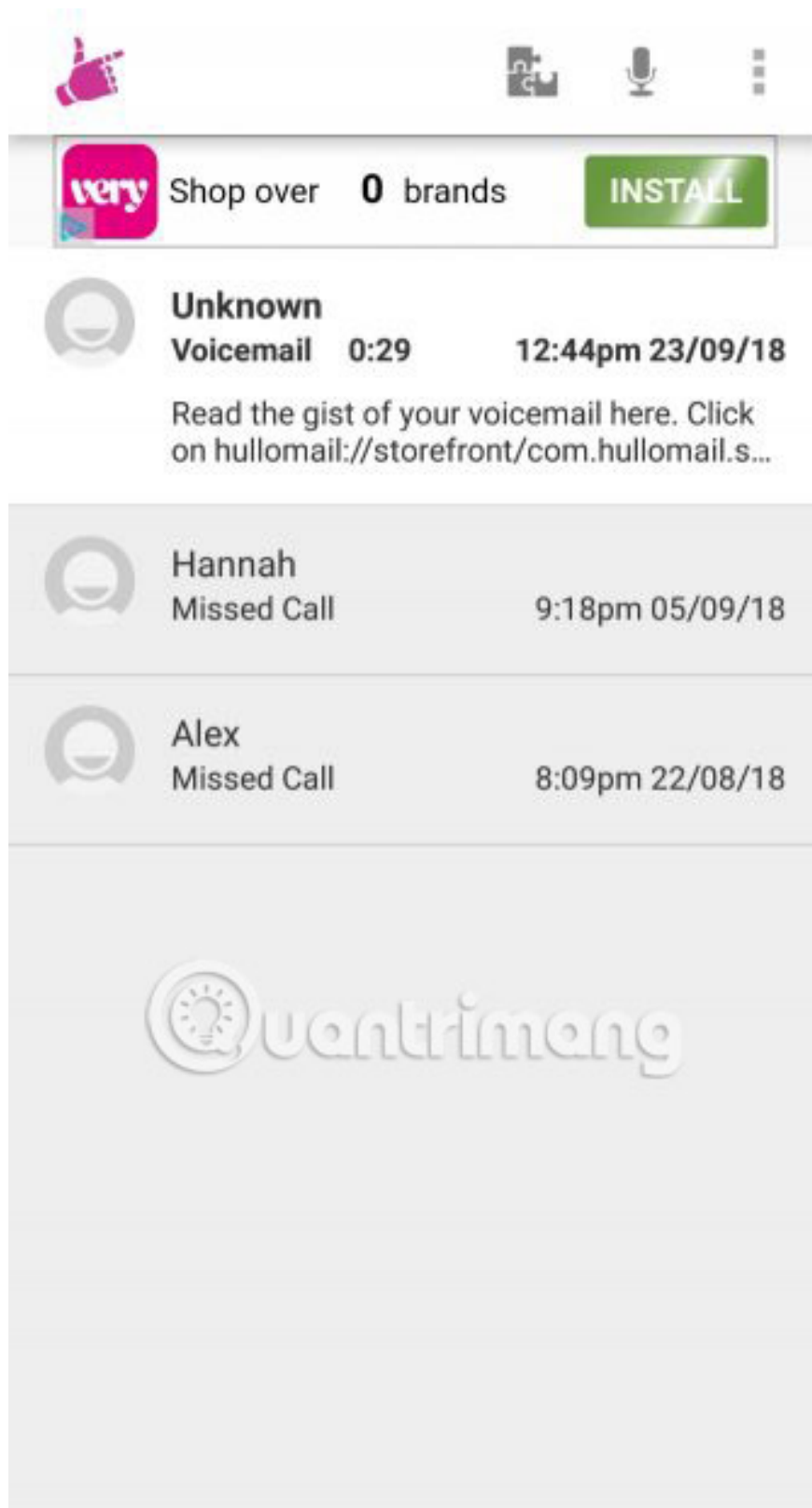
You may already have a visual voicemail application launched by your phone service provider. However, not all carriers have this service. This may also depend on different factors like where you are and which phone you use. Some manufacturers support this function on Android better than other manufacturers.

1. Instructions for registering Voicemail on 3 networks in Vietnam

Below will be the best visual voicemail applications available for Android.

5 best Visual Voicemail applications for Android

1. HulloMail





Shop over **800** brands

INSTALL



Unknown

Voicemail
12:44pm 23/09/18

Read the gist of your voicemail here. Click on hullomail://storefront/com.hullomail .scribe for more details.



0:00



0:29



Hullo back



Call back



Send SMS



Greeting



← Settings



In-App Store

App Settings

Settings

Change message list and audio defaults

Share

Enable Box, Evernote and email delivery services

Service settings

Account

Manage your account details



Scribe™

Get the first few seconds of your voicemails transcribed

Info

Greetings

Record a personal or individual greeting

Copy to email

Send a copy of every message received to your email address

Info

HulloMail is a simple, no-frills voice mail application. While many of its features (such as copying and emailing messages) are locked if you don't use the paid version, the free version is still reliable and works well for you.

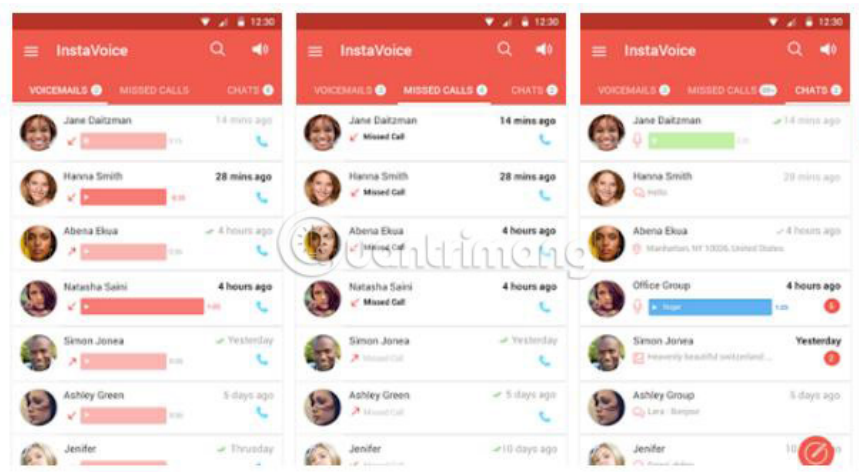
The main page displays up to 10 of your most recent messages, displaying the contact's name along with the date and time of the call. If you want, you can also display missed calls here (missed callers but don't leave

messages).

You can press each item to play messages and redial using your phone's dial application. That is the basic feature. But if you don't need anything special, HulloMail is your choice.

Download HulloMail (Free, available version).

2. InstaVoice



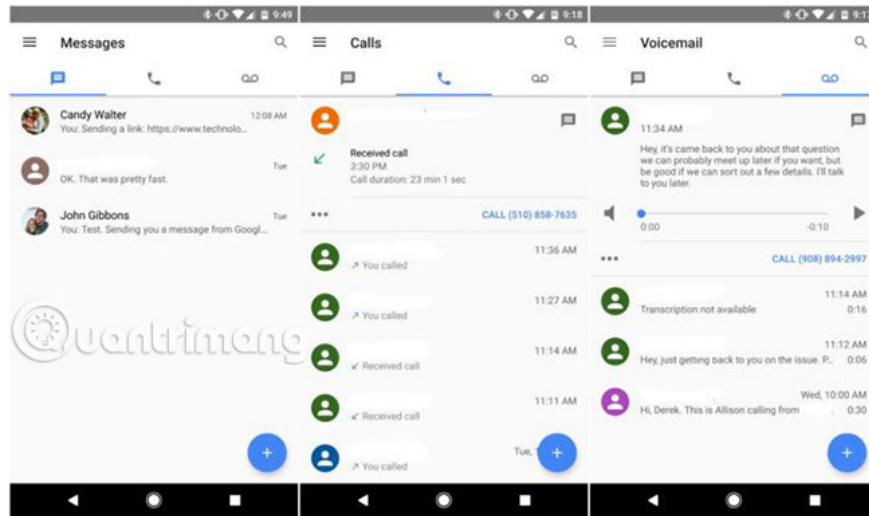
InstaVoice has a great modern Android interface that makes it an attractive option, as a voicemail application. You can view and play your voicemail from one screen. There is also no limit to the number of voicemails you can store.

The application separates voicemail and missed calls into tabs, very clearly. There is also a chat tab, which functions like a lower level version of chat apps like WhatsApp or Viber. Honestly, since it's only free to chat with someone who uses InstaVoice, it doesn't bring much value.

One of its unique features is that you can link up to 10 phone numbers with one account. Perhaps you have your own number for personal use and some for work. Now you can manage all your voicemail from the same place.

Download InstaVoice (Free, available version).

3. Google Voice



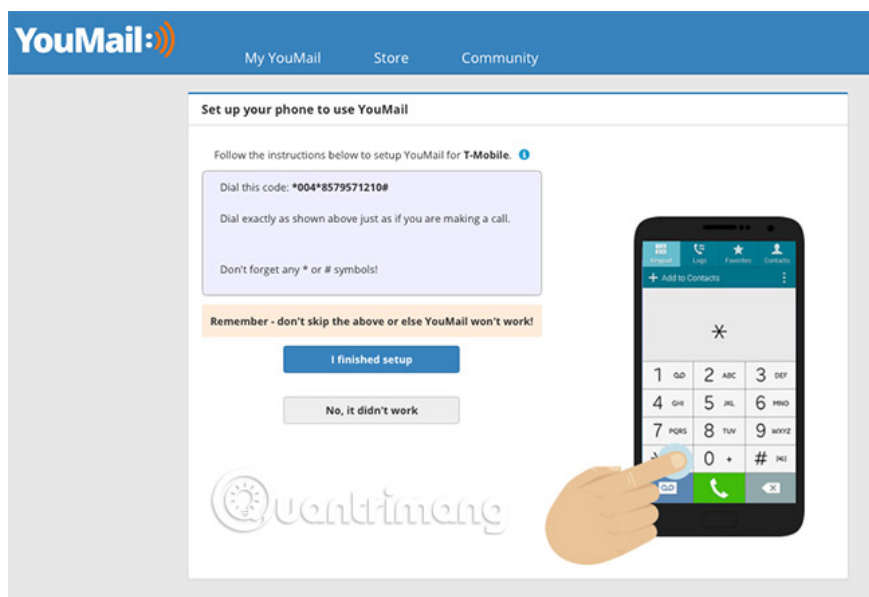
If you have an Android phone, you're already in the Google ecosystem and ready to start using Google Voice. With it, you can request a new phone number that will ring all connected phones, which means you can answer any phone closest to you.

You can use your current number, but this process is not ideal. Unlike other apps that use call forwarding to function as voicemail, Google Voice is perfectly set for those who want a whole new number.

If you are among them, then this is a great choice! Google Voice has an easy-to-use interface, features to block spam numbers, backup all your voicemail unlimitedly and can transcribe everything for free. Phonetic transcription even has many languages.

Download Google Voice (Free).

4. YouMail



YouMail has been on the market for about 10 years and has won many awards. While it is primarily considered a robocall blocking tool, it also works great as a visual voicemail application - voicemail accompanied by images.

It can store up to 100 voicemail, clearly separated by date and contact number, that you can access on your phone or computer. You can even organize them into folders, if you want to record your voicemail.

And don't ignore its additional features. If the spam caller matches the database, it will block the call and notify the other party that your number is disconnected. You can also organize free conference calls, which is great for business purposes. Callers just need to dial your number and they will be connected without any trouble.

Download YouMail (Free, available version).

5. Visual Voicemail Plus

PhoneFusion 830
4:32 pm

To listen to a message just press on it and place your device to your ear, it's that simple! To mark a message as deleted simply slide your finger over the message from left to right, the opposite direction to undelete. After marking you need to Empty Trash (press the trash can icon) if you want to permanently delete it or set empty on exit under General Settings (Power user must be enabled). You can control MANY things under settings including your Greeting and EMAIL notifications! If you need help, please press Help->Help request and ask. You can easily cancel service from within the app under Help->How to cancel. VISUAL VOICEMAIL is being able to SEE and MANGAGE your messages before reading or listening to them. Voice to Text (transcription) is NOT Visual Voicemail but is available via a subscription on our website.

+44anonymous 0:06
+44anonymous 4:31 pm

FAX TEST 1 pg
4:32 pm





From:

+44anonymous

To:

23/09/2018 @ 4:31 pm

If you would like to read your messages it is an OP-TIONAL paid feature, as stated in the store description, that you can subscribe to by pressing [\[HERE\]](#)

You can also log into your account at <https://members.phonefusion.com> go to MY RATE PLAN to provide billing information and choose a package. (NOTE: Best done via a PC) Multiple packages are available as well as additional features.


If you have subscribed to this feature and see this message, please perform a sync. If you still see this message and have subscribed to the feature or AD removal then please contact support via in-app Help.




2 of 3

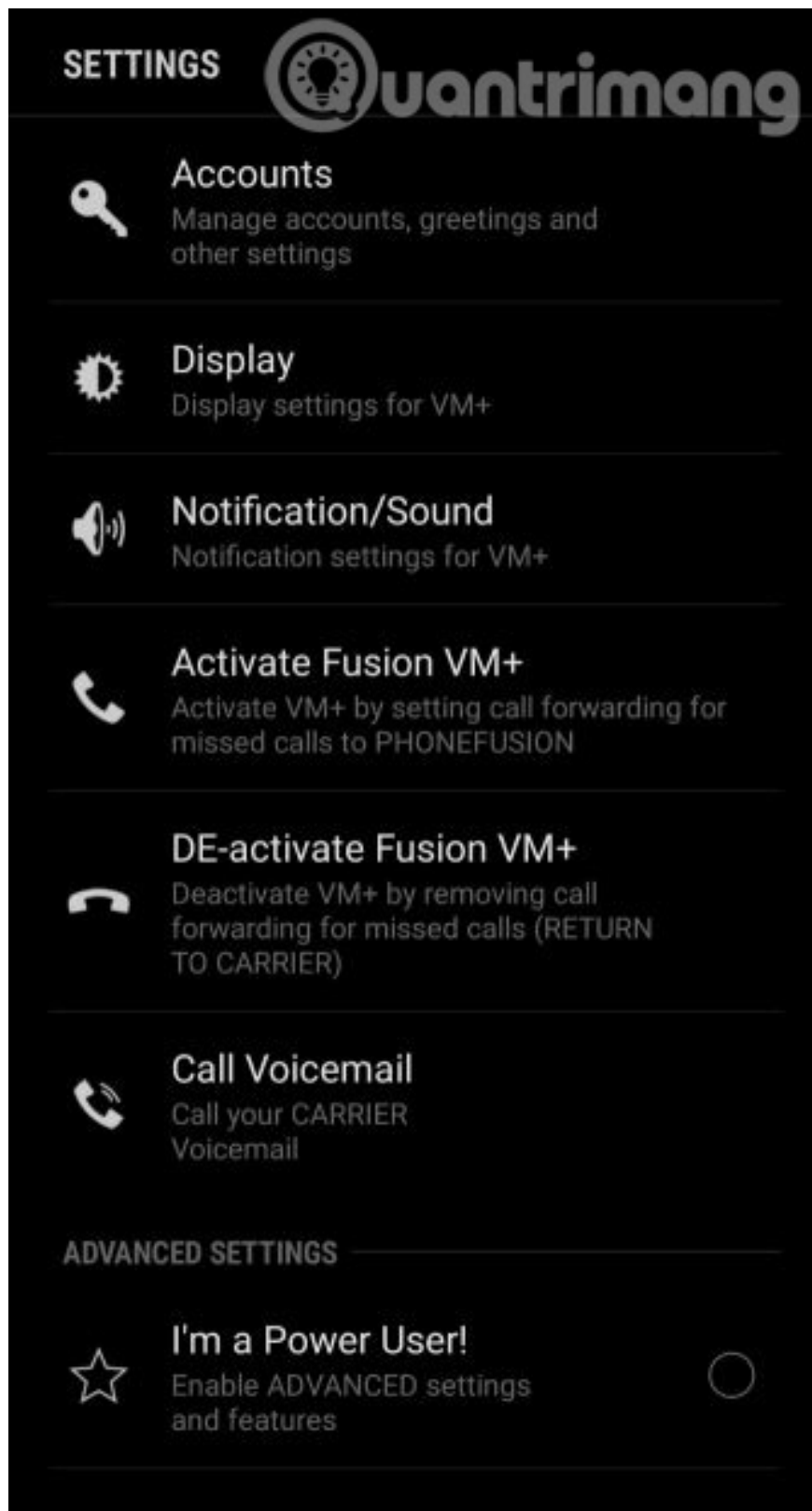


00:00



00:01





One obvious drawback of Visual Voicemail Plus is the rather old interface. Although the application works well and still receives updates, developers obviously do not want to include it in current Android design standards. If you still feel that it's okay, don't ignore Visual Voicemail Plus.

In fact, it's too old (it supports fax). You can send faxes to your phone number and can view them in the application.

However, this is still a reliable application with full customization options. You can add multiple accounts and manage your data and notification settings. In addition, it has useful features such as automatically playing voicemail when you lift the phone to your ear.

Download Visual Voicemail Plus (Free, available version).

The applications listed here all give users a different feature, so hopefully one of them will work as well as your visual voicemail service for Android.

If you want to go one step further and ensure you never miss any phone notifications, consider syncing Android notifications with Windows 10. You can even reply to messages without You need to pick up the phone. That function extends to receive incoming call alerts on Windows 10. You will never miss a call again.

See more:

1. Discover free app store for Android "crickets"
2. The best tools for Android developers
3. 7 best Android apps are not available on Google Play Store

You finished reading the article "**5 best Visual Voicemail applications for Android**" edited by the [TipsMake](#) team. We hope this article has provided you with many useful tech tips and tricks. You can search for similar articles on tips and guides. Thank you for reading and for following us regularly.