

5 best Markdown editors for Linux

Previously, TipsMake.com has introduced 6 best free online Markdown editors and converters and now the best Markdown editors for Linux.

Markdown is a text-based markup language that uses simplified syntax that can be converted to HTML. It has become popular since its first launch in 2004 by John Gruber and has become the preferred way of creating content for web users.

Previously, TipsMake.com has introduced 6 best free online Markdown editors and converters and now the best Markdown editors for Linux.

Where is the best Markdown editor for Linux?

1. 1. Vim
2. 2. Remarkable
3. 3. Mark My Words
4. 4. ReText
5. 5. Haroopad

1. Vim

```

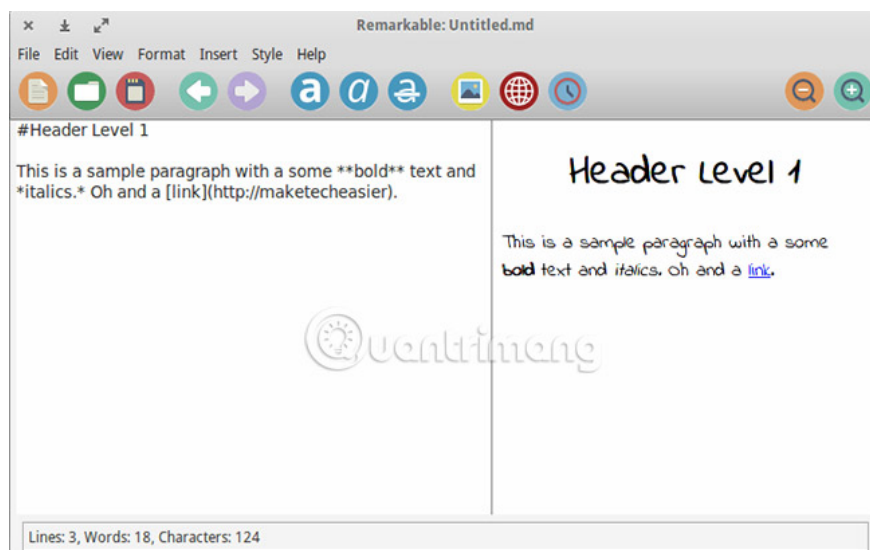
D/README.md buffers
96 ***
97 or on specific events.
98 ``vim
99 " Activate Nord Vim when toggling the NERDTree
100 Plug 'arcticicestudio/nord-vim', { 'on': 'NERDTreeToggle' }
101 ***
102
103 ## Configuration
104 All options should be set before the [activation](#activation) command!
105
106 ### Italic comments
107 **This option should only be enabled if your terminal emulator supports italics!**
108
109 Enable to use italic font for all comments.
110
111 To adhere to the Nord style guide this option is disabled by default.
112 It can be enabled by setting the 'g:nord_italic_comments' variable to '1'.
113 ``vim
114 let g:nord_italic_comments = 1
115 ***
116
117 ## Plugin Support
118 Nord Vim provides support for many third-party language- and the UI plugins.
119
120 ### UI Plugins
121 <p align="center"><a href="https://github.com/itchyny/lightline.vim">lightline</a><br><br></p>
NORMAL Downloads/README.md markdown utf-8[unix] 600 words < 58% 101: 1
  
```

Vim has been around since 1991 and what is special is that its form is almost unchanged. It is certainly a bit 'classic' compared to other options, and of course there is a lot of difficulty in configuring files and other small details. But be patient because you have a great text and Markdown editor.

Basic Markdown functions will suffice for most people. Vim has outstanding features such as syntax highlighting, shortcut formatting, as well as many options for importing and exporting different document formats.

If the default options don't do it for you, download the additional Markdown plugins.

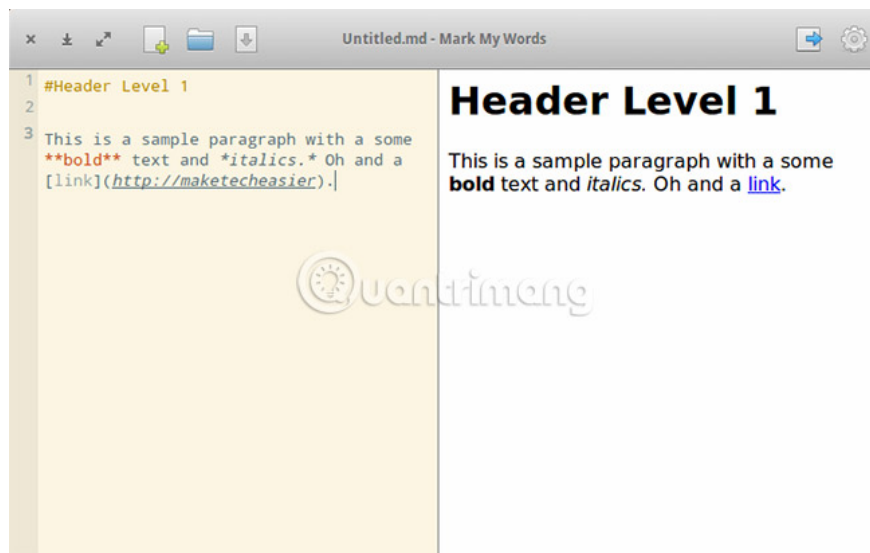
2. Remarkable



Remarkable is a highly customizable markdown editor, with lots of options. It has everything users can expect from a markdown editor, such as live preview of work, export to HTML and PDF or support custom CSS. It also supports Github markdown, spell checking, word count and MathJax for advanced formatting. In addition, there are many configuration options that can be adjusted according to preferences and various shortcuts to speed up the markdown format.

The installer for Debian, Ubuntu and other versions is available for download on the developer's website.

3. Mark My Words

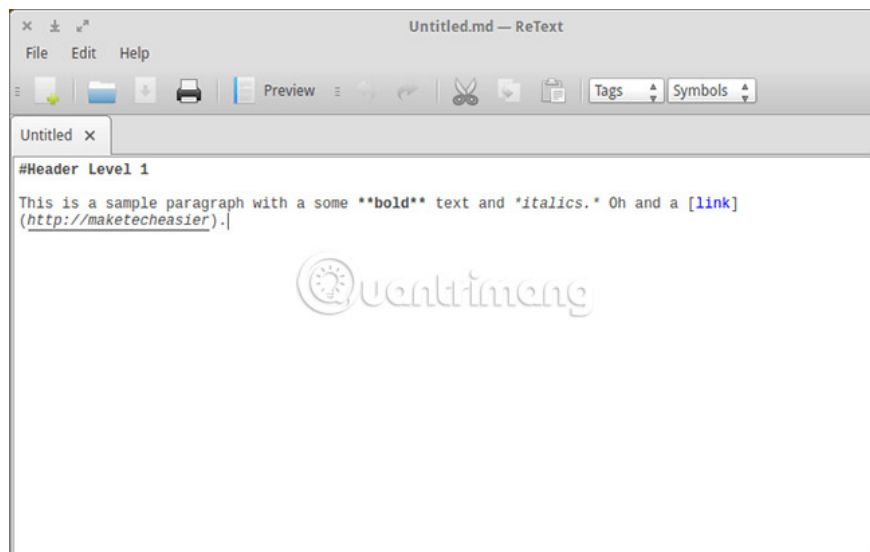


Mark My Words is a minimalist Markdown editor, designed specifically for Elementary OS, but will still work on all other distributions. It has a screen split feature for live preview of documents and can also export to HTML or PDF. Other features are Syntax Highlighting, Themes, Custom Stylesheet and State Management. This editor is still in development, so more features will be added in the near future.

In an Ubuntu-based distribution, users can install Mark My Words using the following commands:

```
sudo add-apt-repository ppa:voldyman/markmywords sudo apt-get update sudo apt-get
```

4. ReText



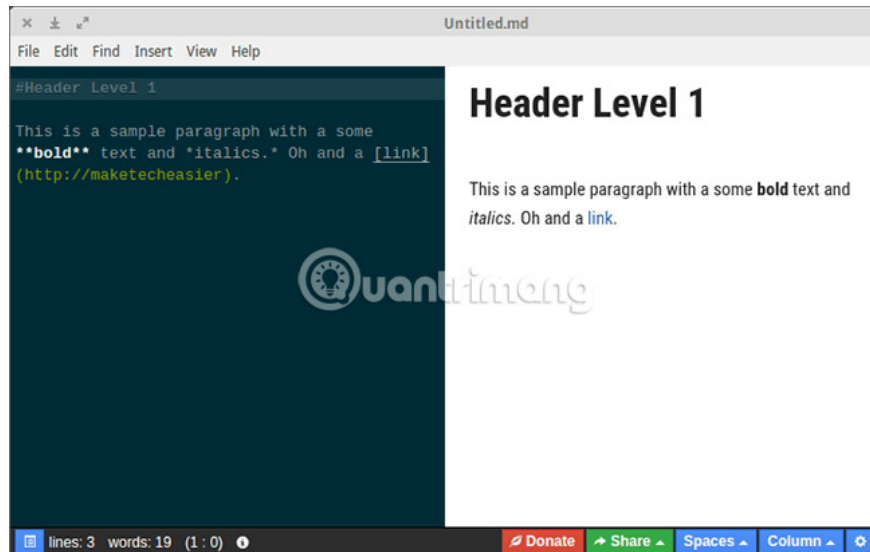
ReText is another Markdown editor for Linux with its own unique feature set. It supports both Markdown and reStructured Text, can export to ODT format, in addition to standard HTML and PDF output. There is also auto-save and support for tabs, so you can work on multiple files at once. ReText's options for making differences are

support for print, text search, full screen mode and Markdown extensions.

Ubuntu or Debian users can run the following command to install ReText because it is available in the software store:

```
sudo apt-get install retext
```

5. Haroopad



Haroopad is a cross-platform word processor, allowing users to create web-friendly documents quickly and easily. It supports all the usual features you expect from a typical Markdown editor and more. Haroopad allows users to enter content from Pastebin, Twitter, Youtube, etc. and export them to PDF or HTML. More export options (WordPress, RTF, reStructured Text, ePub, etc.) are promised for future updates. Moreover, you can send your documents as email directly from the application or publish to Tumblr or Evernote.

The installer (32-bit or 64-bit) can be downloaded from the developer website (<http://pad.haroopress.com/user.html#download>).

Does the article miss any Markdown tool? Share your thoughts and suggestions in the comment section below!

See more:

1. The best 5 dock for Linux
2. 6 best media server software for Linux
3. 12 best Linux server operating systems

You finished reading the article "**5 best Markdown editors for Linux**" edited by the [TipsMake](#) team. We hope this article has provided you with many useful tech tips and tricks. You can search for similar articles on tips and guides. Thank you for reading and for following us regularly.