

5 best file and folder search software for Windows 10

Searching for files has always been a nightmare for users, and even with the significant improvements in Windows 10, it's still not enough to satisfy everyone. The following 5 file and folder search software for Windows 10 will be very helpful in finding files and folders you might have accidentally forgotten.

If you want to increase your productivity, ditch the usual mouse and keyboard operations on your computer. If the Windows file and folder search is too slow and unintelligent, switch to using file and folder search software that allows you to quickly access necessary applications using basic keywords that you set yourself. Read on to discover the 5 best file search software for Windows 10.



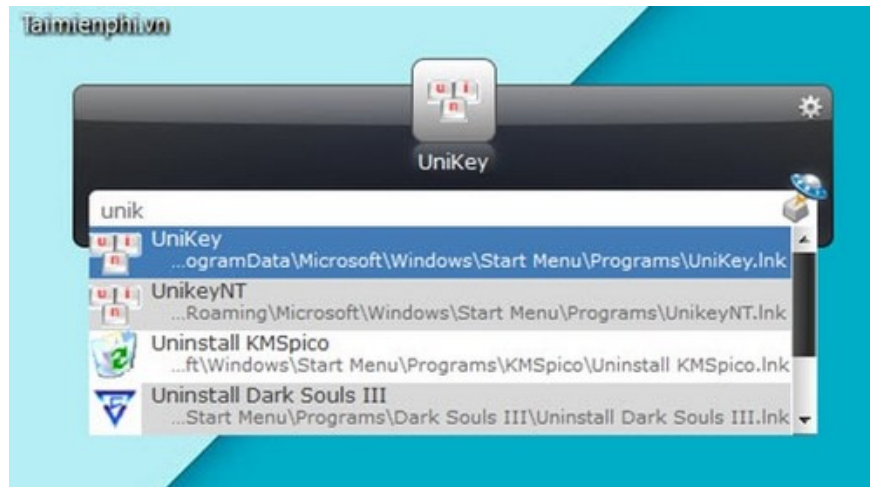
5 best file and folder search software for Windows 10

5 best file and folder search software for Windows 10

Launchy

Download Launchy for Windows 10 here: [Download Launchy](#) .

Launchy is a utility that helps you quickly launch programs, applications, documents, files, and folders with just a few keystrokes. This software functions as an advanced search tool. When you enter a keyword, Launchy will launch the corresponding program. Launchy's advantages include a beautiful, clean interface and flexible functionality.

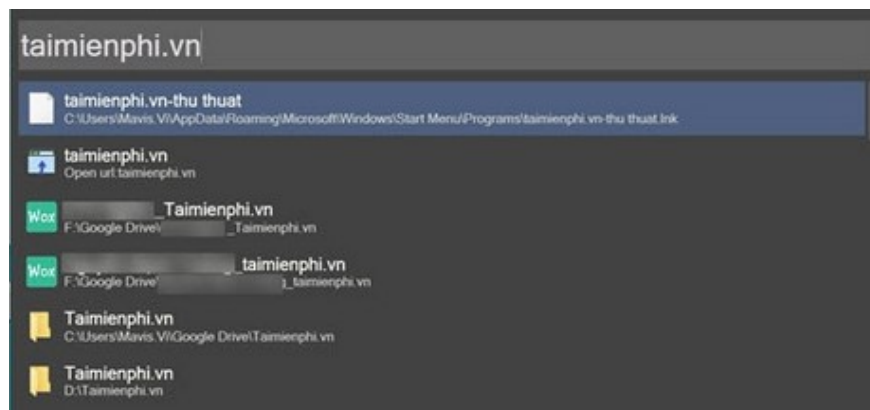


You can press **Alt + Space** to hide and show Launchy when using it for the first time, and you can change this in the settings (gear icon in the top right). Although it's been around for a long time, Launchy is still ranked among the best file and folder search software for Windows thanks to its superior features.

Wox

Download Wox for Windows 10 here: [Download Wox](#) .

Among the best file search software for Windows 10, Wox is quite similar to Alfred, the smooth launcher for Mac. You can use a keyboard shortcut to access Wox whenever needed (default is Ctrl + Space). Type the name of the program you want to run and select it from Wox's list.



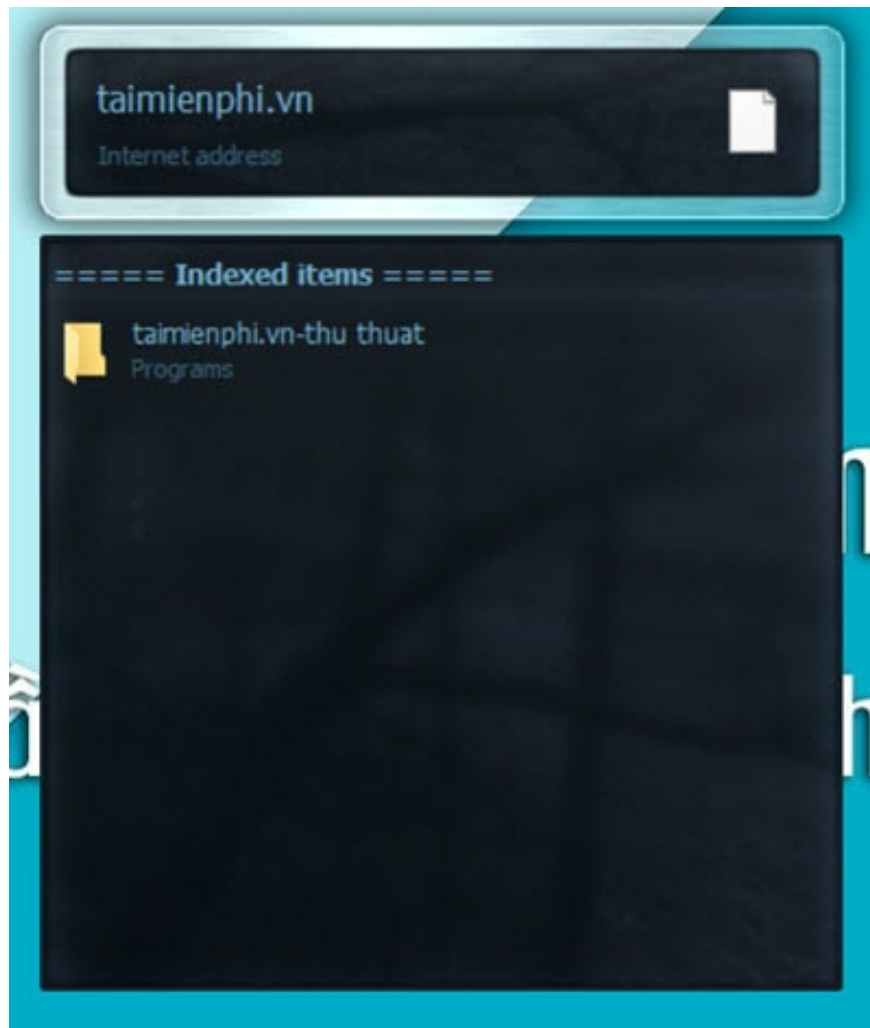
Wox is open-source software, and you may need to install additional Python software to enable Wox to fully utilize its fast search capabilities.

Like Launchy, Wox allows for quick searching and launching of applications, and the creation of keyboard shortcuts to perform various tasks on Windows. You can also set up hotkeys to shut down your computer with Wox. Another advantage of Wox is its extremely diverse plugin library. You can access Wox settings by right-clicking the application icon in the bottom right corner of Windows and selecting Settings.

Executor

Download Executor for Windows 10 here: [Download Executor](#) .

Although Executor is essentially just software, its features are quite powerful. Using an intelligent keyword system, Executor can perform all tasks that no other software can.



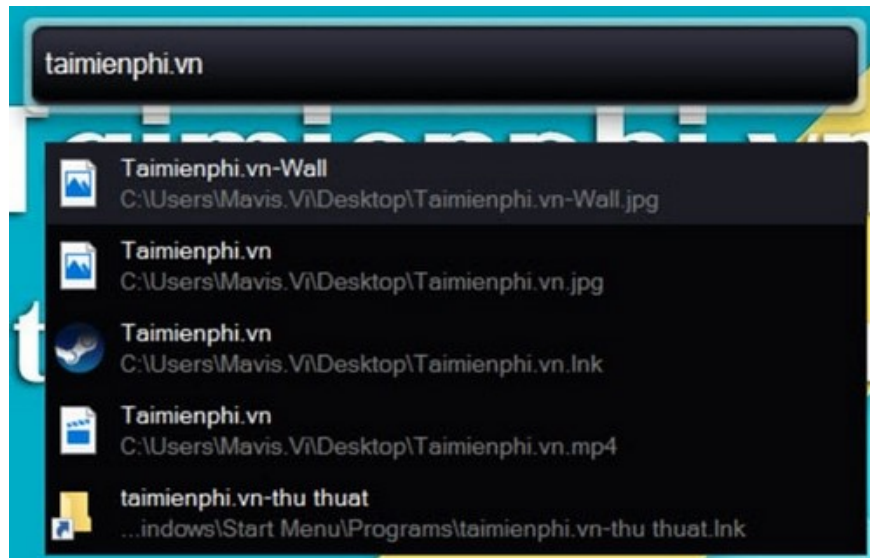
Executor can search for files, check your IP address, set alarms, display clipboard data history, and much more. Simply type the program or action you want to perform, and Executor will display a list of matching actions for you to choose from.

Additionally, Executor has a keyword system that you can set up to quickly perform tasks on your Windows 10 computer.

Keybreeze

Download Keybreeze for Windows 10 here: [Download Keybreeze](#).

Keybreeze shares many similarities with Executor. This software also allows for quick searching and access to applications on Windows 10 and enables keyword generation to perform tasks, just like Executor.

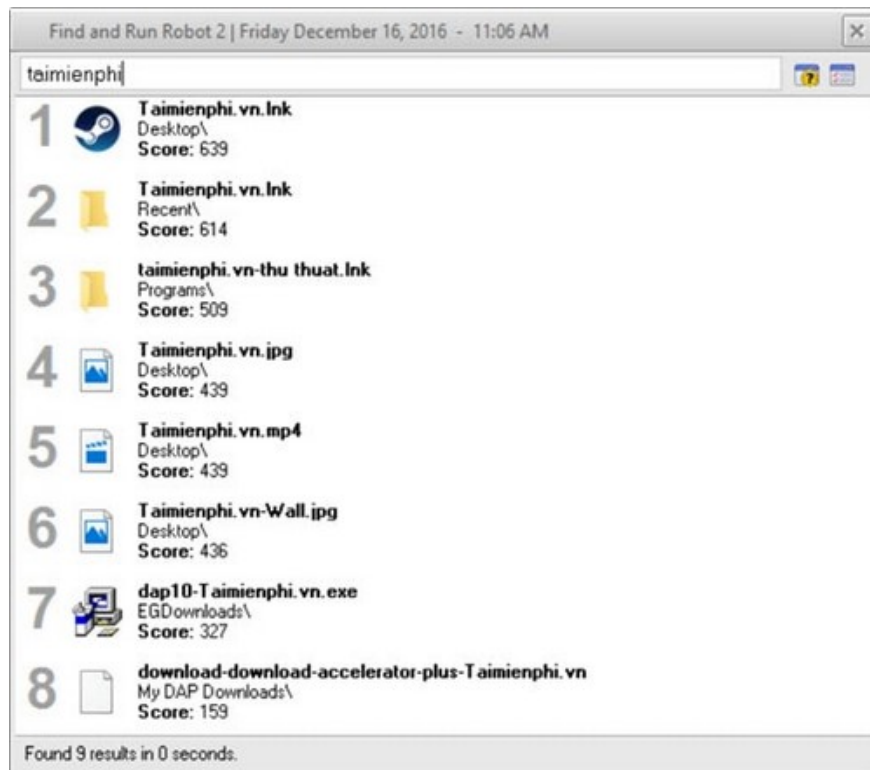


Additionally, Keybreeze allows you to create keywords to access specific websites. For example, you can create the keyword 'gmail' to access your email inbox on your web browser. Keybreeze is a powerful application with a simple, easy-to-use interface and many interesting features.

Find and Run Robot (FARR)

Download Find and Run Robot for Windows 10 here: [Download Find and Run Robot](#) .

Find and Run Robot (FARR) is a great tool for quickly searching system applications. Specifically, FARR helps you find applications and documents from the Start Menu or within folders.



FARR is a powerful, secure, and reliable tool that helps you quickly find applications on your system or documents in folders. You can customize the search area: entire drive, folders, etc.

FARR is designed with a simple and user-friendly interface for all users. With FARR, you just need to enter the first letter of the application name you want to find. FARR will then display a list of corresponding results for you to choose and run the application. It's that simple, isn't it? This tool helps you save time and effort and increase your productivity.

Using Windows 10 's built-in Search function to find apps can sometimes be frustrating due to its slowness and inefficiency. In such cases, consider using dedicated folder search software to quickly access necessary applications with simple keywords you set yourself. This article from TipsMake introduces five of the best search software programs for Windows 10, helping you increase productivity and save time while using your computer.

You finished reading the article "**5 best file and folder search software for Windows 10**" edited by the [TipsMake](#) team. We hope this article has provided you with many useful tech tips and tricks. You can search for similar articles on tips and guides. Thank you for reading and for following us regularly.