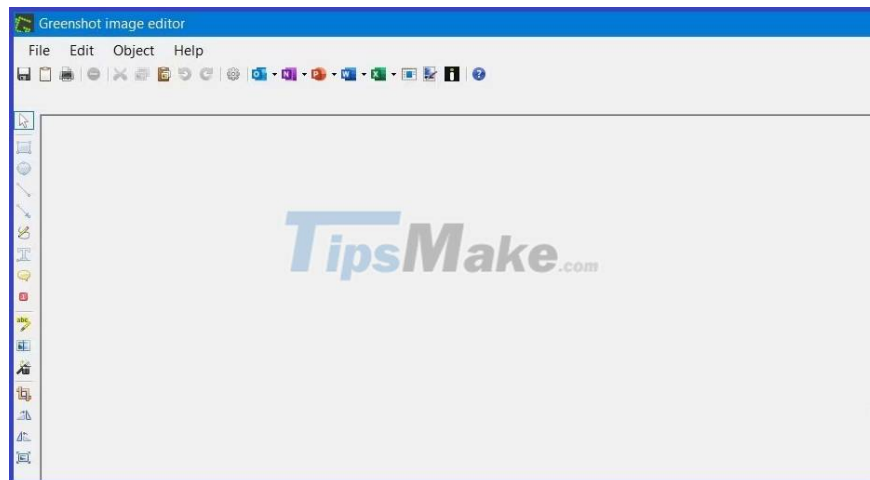


# 5 Best Alternatives to Windows Snipping Tool

The Windows Snipping Tool is very handy; However, you can do more than just take a screenshot thanks to the many alternative tools available.

We'll explore some of them in this article to help you make an informed choice about what's best for you.

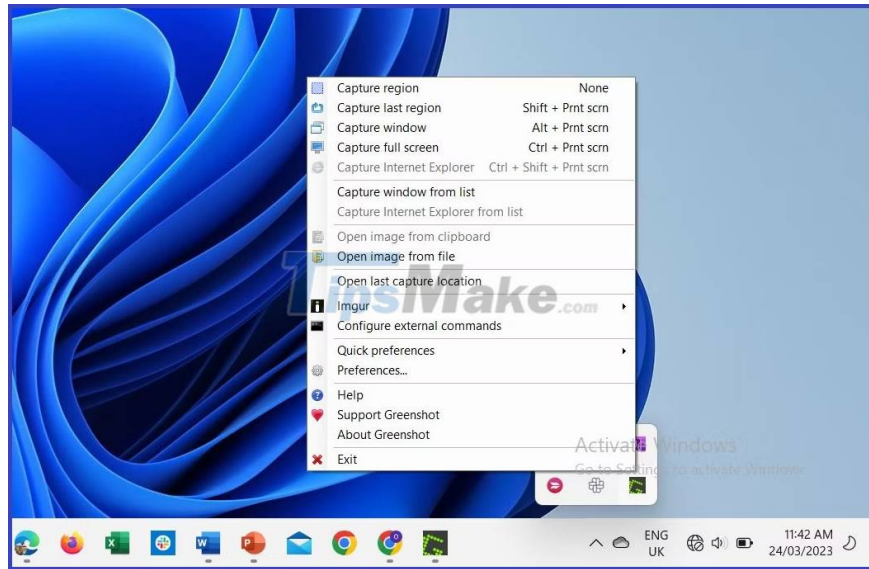
## 1. Greenshot



Greenshot is a free, easy-to-use alternative to the Windows Snipping Tool. Its simple design is best suited for those who need a basic screen capture tool with key editing features.

Once downloaded, clicking the PrintScreen key opens the menu options to take a screenshot. However, this tool allows you to change the keyboard shortcuts in the image editor settings.

Greenshot not only allows you to capture the full screen, specific window or area of the screen, but also has the feature to capture the last area where you took the snapshot. This can be useful if you need to take multiple photos of the same area, so you won't have to drag your mouse over the area multiple times.

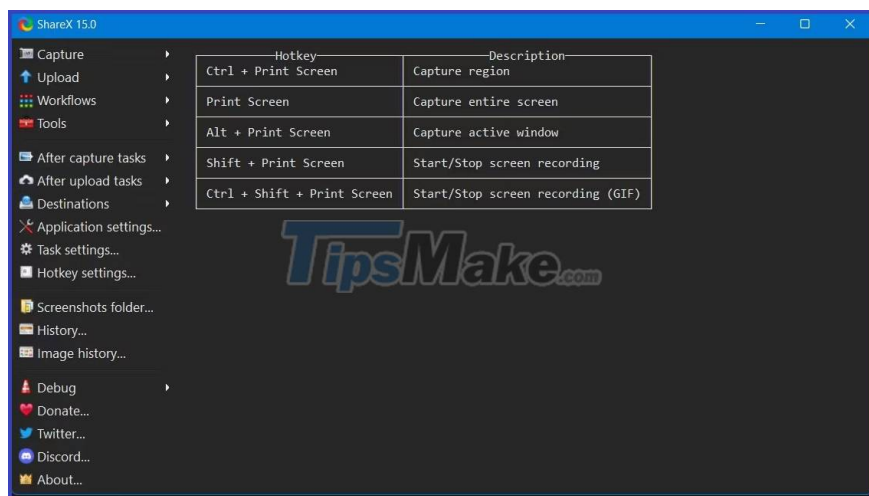


It has an image editing feature that contains customization tools for your shots. Despite its simplicity, Greenshot takes it a step further with more editing options, especially when compared to Windows' Snipping Tool.

You can add text boxes or speech bubbles to your images, as well as Greyscale, Border and Drop Shadow effects, and more. It also includes a tool that can be used to blur parts of the image. you want to avoid being seen on your images.

Greenshot integrates well with other applications on your PC so you can seamlessly export images. For example, you can easily open your images in Outlook to email them as attachments or send them directly to other compatible applications without having to copy and paste.

## 2. ShareX



ShareX is another free alternative to Windows Snipping Tool. More than just a screen capture app, ShareX is also a screen recorder, so you can record videos of your screen activity. This can be especially helpful for making videos on how to do it. You can also create GIF files from your photos.

With ShareX, you have more capture options than with Windows Snipping Tool. In addition to the popular full-screen and window capture, it also includes the ability to capture by area (in different modes), automatic capture (you can set a timer to take snapshots), repetition of a page as well as scroll capture for web pages.

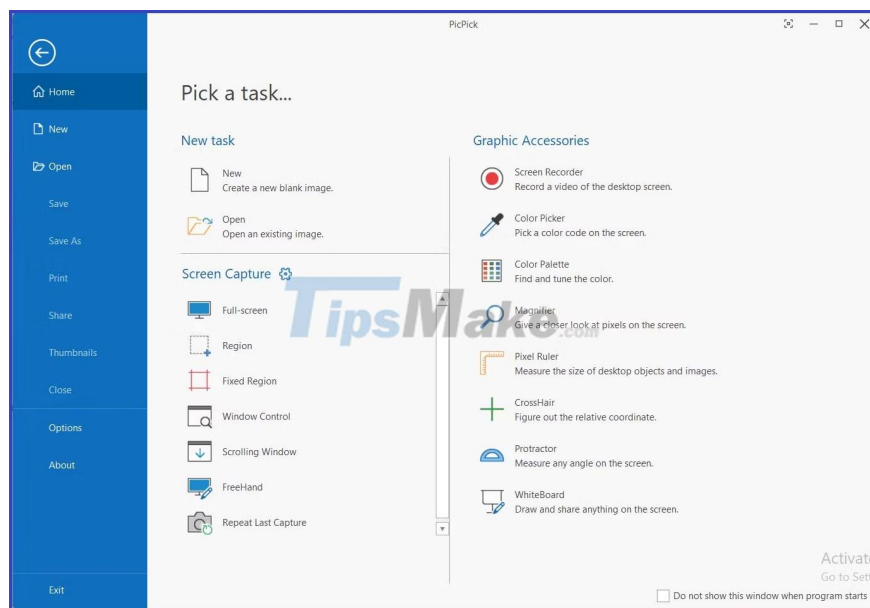
Moreover, this application has additional image editing tools that you will not get on Windows Snipping Tool. One of them is the clipboard manager, which allows you to see a list of images you have copied to the clipboard.

Another tool is the borderless window tool which helps you to exclude the borders of the taskbar from the window, so you can take a whole snapshot without having to cut out those parts. You also have an image thumbnail generator, image splitting and merging tools.

**In addition, the ShareX app has an after-capture and after-upload action menu**, which includes various actions you can perform within the app. This allows you to upload your images to several image sharing platforms, such as Imgur.

Overall, Greenshot is a great app with lots of configuration settings. Therefore, if you are looking to do more than take screenshots, this is a good choice.

### 3. PicPick



Picpick has a cleaner and more user-friendly interface, but unlike Windows Snipping Tool, it offers both a free (Personal) and a paid (Professional) plan.

With Picpick, you can create screenshots and screen recordings with a variety of options, including choosing to leave the cursor out of the capture, setting delay time and setting default image format, and more.

This is also a great way to capture scrolling images on Windows, focus on a fixed area, or capture a free-drawn area. Using the Freehand tool, you can roughly select a portion of the screen with your mouse to capture. Moreover, you can add stamps, shapes and text to your images or draw on them.

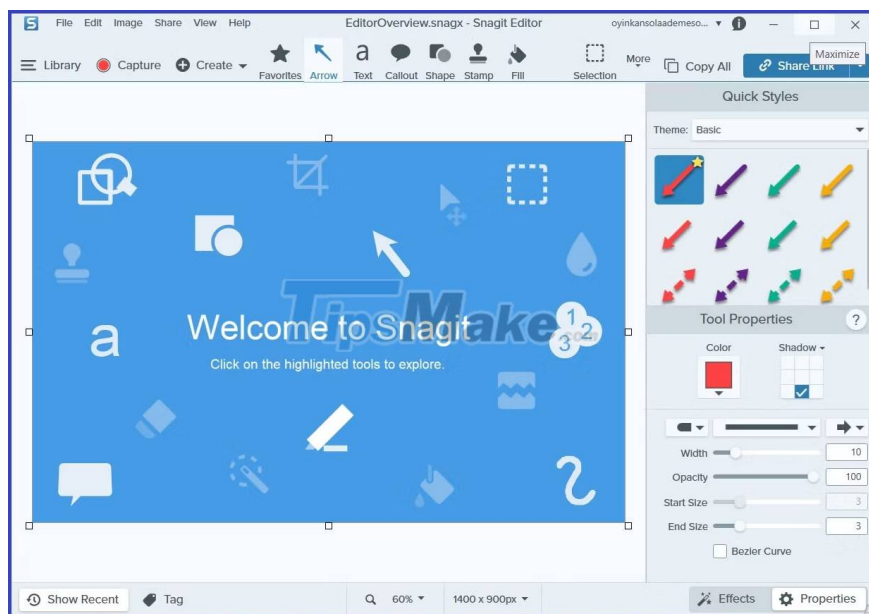
It comes with a color picker that allows you to select and copy a custom color from your screen, as well as a palette. Other graphic accessories such as Pixel Protractor, Magnifier, Protractor and Whiteboard are included in

the app.

When it comes to sharing, Picpick is a great choice. You can easily send your images to Dropbox, Google Drive, or Microsoft Office apps like Microsoft Word, PowerPoint, and Excel.

PicPick is a great piece of software not only for its screen capture options but also for its graphic design tools, making it a great alternative to the Snipping Tool.

## 4. SnagIt



Snagit is a premium screen capture tool that requires a subscription to access its features. One great thing about PicPick is its file management features. When you open the editor, you'll see a home page that includes a gallery of all your images, videos, and files. You can also create tags to make it easier to find your image and video files.

It also comes with several templates that you can choose from and an option to download other templates from the web or import from Google Drive and OneDrive. These templates allow you to create a step-by-step process with your images or arrange them to create a video. Furthermore, you can connect your mobile device to the app to import images and videos from there.

Snagit offers a number of drawing tools and effects such as filters, watermarks, and color replacements that are very helpful in tailoring your photos to your taste.

You can also share your screenshots on a variety of platforms, from Microsoft Office programs to social media platforms like Slack, Twitter, or YouTube. Overall, Snagit is great, especially for third-party integration and device syncing.

## 5. Lightshot



Lightshot is a basic screen capture application similar to Windows' Snipping Tool. If you're looking for something just enough to take a screenshot, annotate, and save it, then Lightshot could be a good choice. It has basic editing tools like Pen, Line, Text and Draw. You can also add color and crop the image to size.

Once edited, you have options to save the image, share on platforms like Twitter, Pinterest or Facebook, copy and print or upload to Printscr.com to get a shareable link. A major highlight of the app is the search engine that helps you find similar images on Google.

You finished reading the article "**5 Best Alternatives to Windows Snipping Tool**" edited by the [TipsMake](#) team. We hope this article has provided you with many useful tech tips and tricks. You can search for similar articles on tips and guides. Thank you for reading and for following us regularly.