

5 'absolute' things should not be done if you first use an Android phone

There are some things you should not do if you first use your Android phone, in this article TipsMake.com will show you 5 things that absolutely should not be done to avoid the dangers that may happen to your device in use process.

There are some things you should not do if you first use your Android phone, in this article TipsMake.com will show you 5 things that absolutely should not be done to avoid the dangers that may happen to your device in use process.

Owning an Android smartphone today is not so difficult, but how to use it to be safe for the device is not everyone knows. If you already know 5 customizations that need to be done when you buy a new smartphone then you need to learn more about what Android smartphone users avoid doing with their companion the first time they use it.

1. How to lock applications that require extreme security on Android
2. 9 great hidden features on Android you may never know
3. 9 tips to extend battery life for Android phones you should apply today

1. Don't buy a phone that doesn't support updates

Back a few years ago, this may not be of much interest but now you have to pay close attention to this point when buying a phone. If you buy a smartphone that is never updated, you will likely experience operating system security vulnerabilities because it is too old.

Imagine if the Android phone does not have a software update, it will not be able to upgrade to the latest version and experience the latest features, then surely you just want to throw it away and again I have to spend a little more to buy a new one.



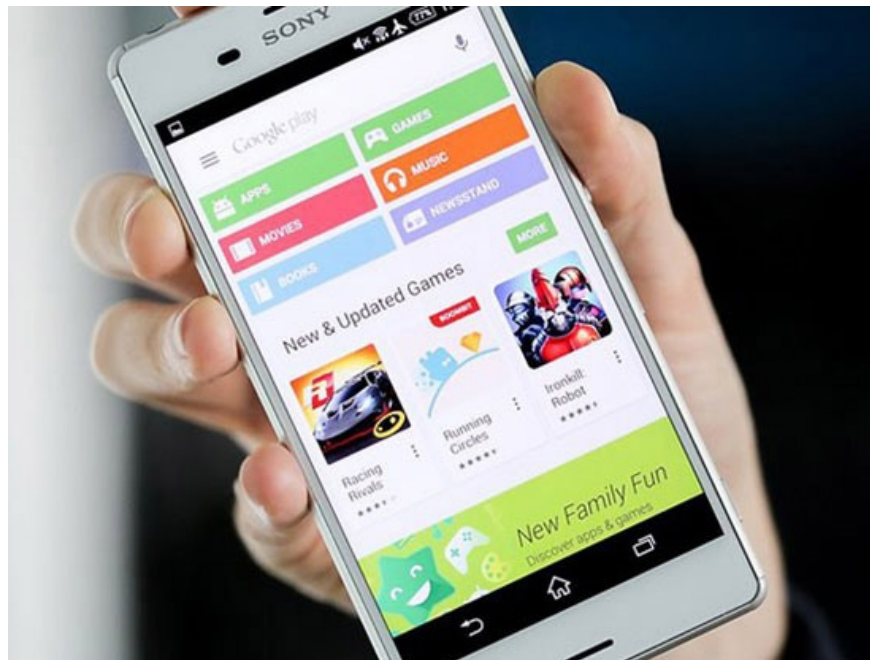
Using an old version forever will be boring.

2. Do not install applications of unknown origin

Installing applications not from mainstream sources not only affects devices sometimes but also secretly "drains" the user's pocket money. Therefore, you need to know these little tips:

1. Do not enable the "Unknown source" option from the settings if you do not know what it is.
2. Always install apps from the Google Play Store.

Follow these 2 tips, making sure the device is almost absolutely safe. Although Google has done everything to protect users, some fake applications may have a way to shop. But rest assured, such applications will be deleted immediately when Google discovers them. However, you still should not be subjective, before installing any application to your phone, it is best to read the user review on the application description page to see these applications. Is it reliable or not.




Be careful to protect your smartphone.

See more: [The best Android apps 2017](#)

3. Do not install the official application

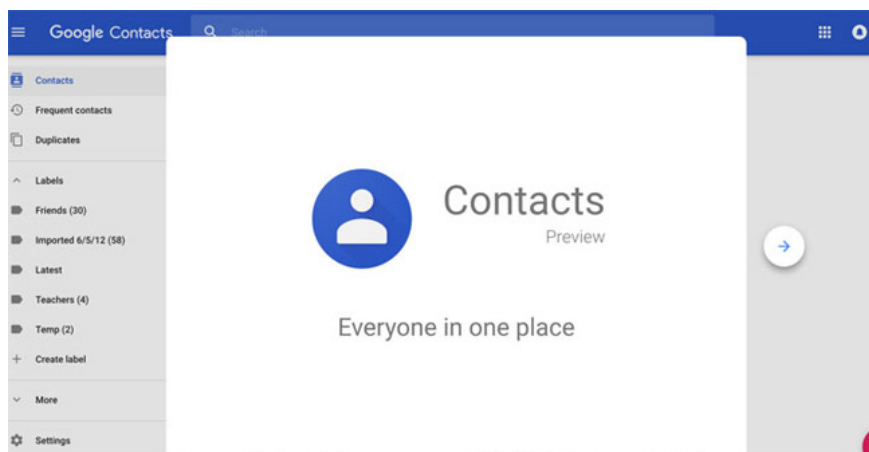
Not all applications are designed in the same way, with some running smoothly while others are lagging constantly. If you own a low-end device you should not install large applications, the Facebook application is one of many such examples. Find out a little bit you will know the "shortened application" is the lite version to help your phone work much smoother.



There are many shortened versions such as: Skype Lite, Facebook Lite, Messenger Lite, .
See also: [Android phone full of memory, what to do to fix?](#)

4. Never save contacts on your phone

As can be seen, saving contacts on the phone is one of the worst mistakes you can make. All data will "go one way back" when you proceed to restore the original settings or unfortunately lose the phone. Instead, please save them on Google or synchronize your contacts with Google servers. By doing this, you can get contacts from anywhere just need to remember your ID and password.



You absolutely should not save contacts on the phone.

5. Do not constantly delete the application from the recent application menu

Many people believe that deleting applications from the recent application menu will cause the device to run faster, in fact this is a completely wrong view, this only makes your device slower. Android operating system has the ability to manage RAM effectively. The performance of your phone will not be affected even if you keep dozens of applications running in the background. It will make applications launch faster. And if the device does not need RAM to perform some operations, the operating system will automatically close unused applications to release RAM.



If you have chosen a smartphone like that, absolutely do not do this.

The above are 5 things you should avoid doing when using your Android phone for the first time, hopefully the article has brought useful information to you.

Maybe you are interested:

1. How to change the font on Android phones
2. 15 best photo editing apps for Android

You finished reading the article "**5 'absolute' things should not be done if you first use an Android phone**" edited by the [TipsMake](#) team. We hope this article has provided you with many useful tech tips and tricks. You can search for similar articles on tips and guides. Thank you for reading and for following us regularly.