

4 works best for securing Hotmail accounts

In this article we will introduce you to the security knowledge that can be applied to Hotmail so that the security of this service is better.

QuanTriMang - Although there have been many articles about Gmail, in terms of users, Hotmail is still the leading email service. Gmail has introduced many security functions to ensure the safest user account. Microsoft has also done very well with Hotmail security, but these features are largely not introduced to all users, but are silently integrated into Hotmail. In this article we will introduce you to the security knowledge that can be applied to Hotmail so that the security of this service is better.

1. Use strong passwords

This is the first and most important setting that users need to keep in mind. You should use strong and secure passwords so no one can use certain algorithms to guess your password. So what is a strong enough password? Please refer to the following requirements:

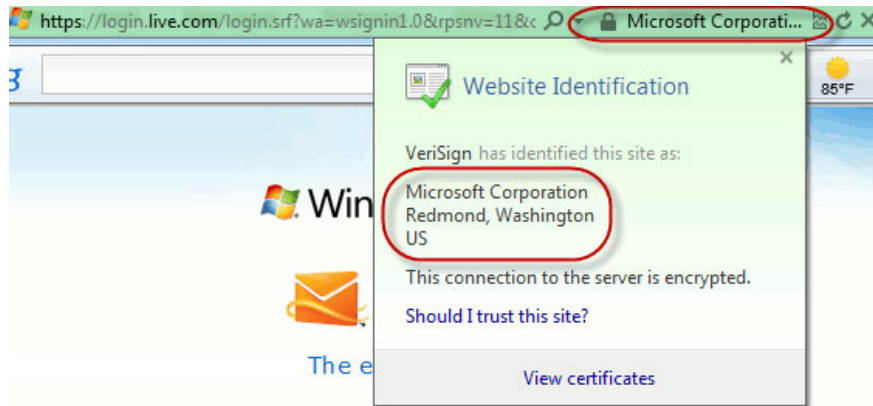
1. Not a word in the dictionary (regardless of any language)
2. Not a variant in the dictionary
3. Not repeated words sequentially
4. Do not include any personal information (date of birth, name, ID card .)

There are a lot of random password generation programs, but if you want to remember your password, follow the instructions suggested by Microsoft.

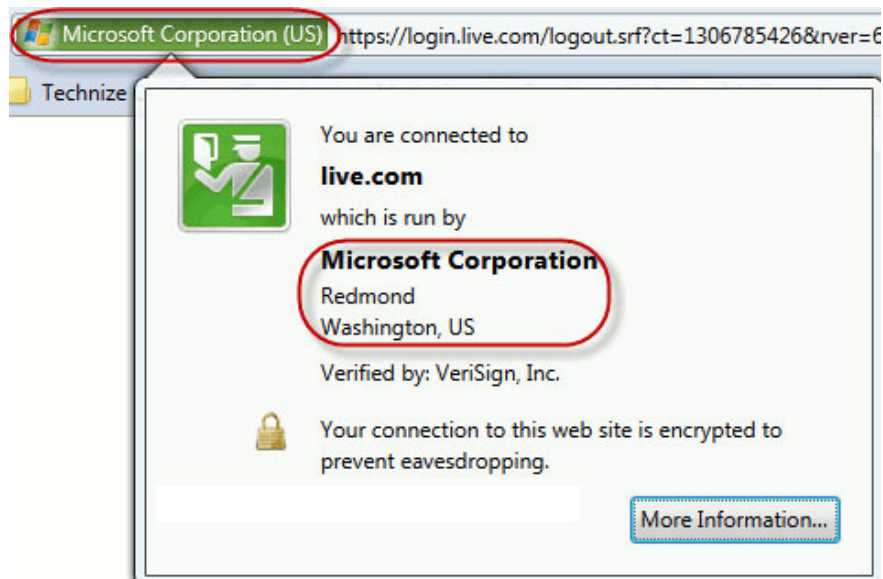
2. Use HTTPS connection

Using HTTPS instead of the traditional HTTP method means you are using a means of ensuring communication between the Hotmail server and your computer. If a hacker blocks connections during the exchange of information, the connection will simply stop, and the hacker will not be able to get any information. Most modern browsers display a green bar that indicates the owner of the website right in the address bar. Make sure the Hotmail.com owner when you open it is Microsoft Corporation.

The following is the information displayed in Internet Explorer:



And here is a screenshot of Firefox:



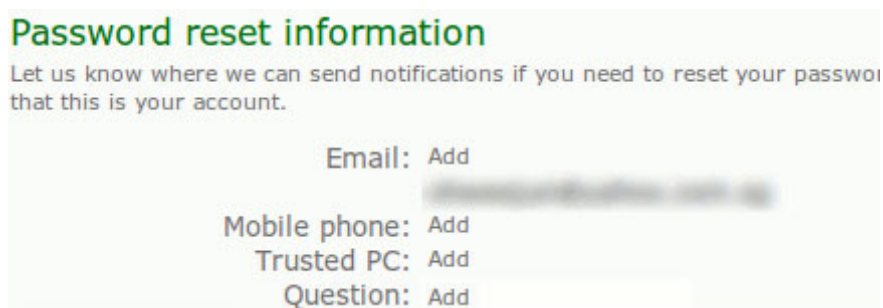
To always use HTTPS, simply go to Microsoft SSL management page and select ' Use HTTPS automatically '.



Note: If you are using a client with an Outlook Hotmail Connector or Windows Mobile, you will encounter some problems with HTTPS. You can skip the above setting and choose ' **Don't use HTTPS automatically** '. Then always open Hotmail using <https://www.hotmail.com> to check your email.

3. Password Reset Information

You need to make sure that the Password Reset Information section is reset in your Hotmail account. So in case if you forget your password, you will be able to reset your password using this information to restore it. To reset the password information, you need to go to the Windows Live account page:



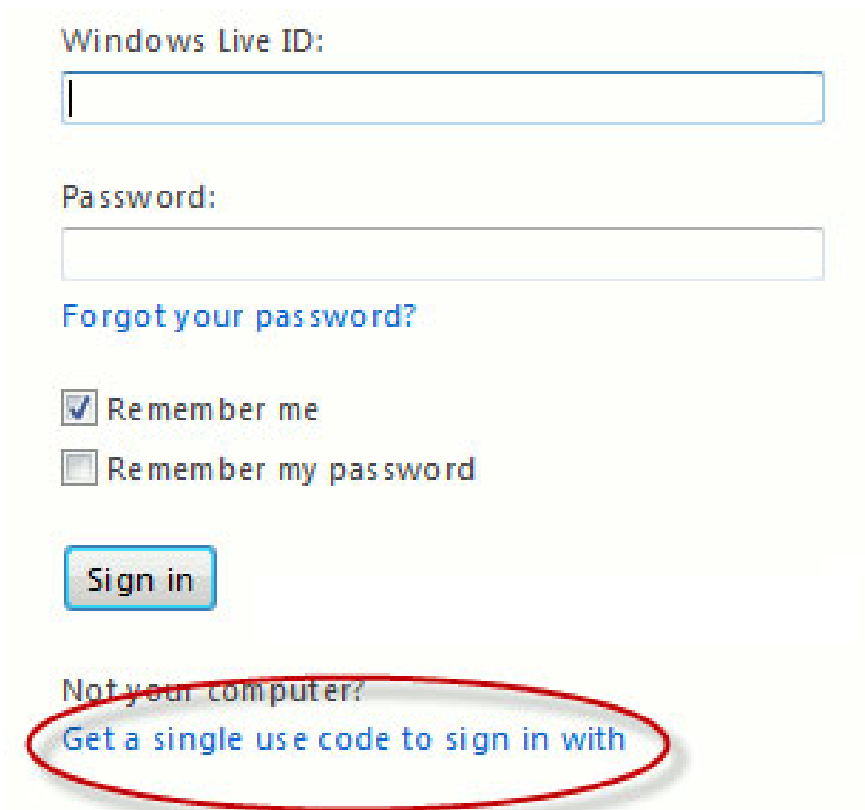
You always need to have a secondary email address (which can be included in your Hotmail account) so that the password information you reset will be sent to this secondary email if you forget it.

In some countries, users can add their phone numbers to the option to recover passwords. Information will be sent to the phone number registered in the account.

You can also add to your Trusted PC if you only use your account on one computer. Windows Live Essentials needs to be installed in order for this feature to work.

And finally, the security question. This is an equally important part, security questions need to be as secure as passwords, so you should assign a safe answer to hackers.

4. Use Hotmail on public computers



Windows Live ID:

Password:

[Forgot your password?](#)

Remember me
 Remember my password

~~Not your computer?~~
[Get a single use code to sign in with](#)

There will be times when you need to check your email on a public computer, when your personal computer is not available for use. The first is to use only HTTPS instead of the simple HTTP protocol, the ' *Get a single use code to sign in with* ' feature is a great choice for people in supported countries. Instead of having to type in your main password, users will be given a code to the mobile phone. You can use this auto-generated code to log into your Hotmail account for a certain period of time.

With just that basic knowledge, you can safely use the Hotmail service safely against leaks or hackers.

You finished reading the article "**4 works best for securing Hotmail accounts**" edited by the [TipsMake](#) team. We hope this article has provided you with many useful tech tips and tricks. You can search for similar articles on tips and guides. Thank you for reading and for following us regularly.