

# 4 symptoms when your phone is infected with malicious code

If your phone is running slowly, displaying a lot of ads or crashes frequently, it's more likely that the device has been infected with malware.

## 1. Quickly run out of battery

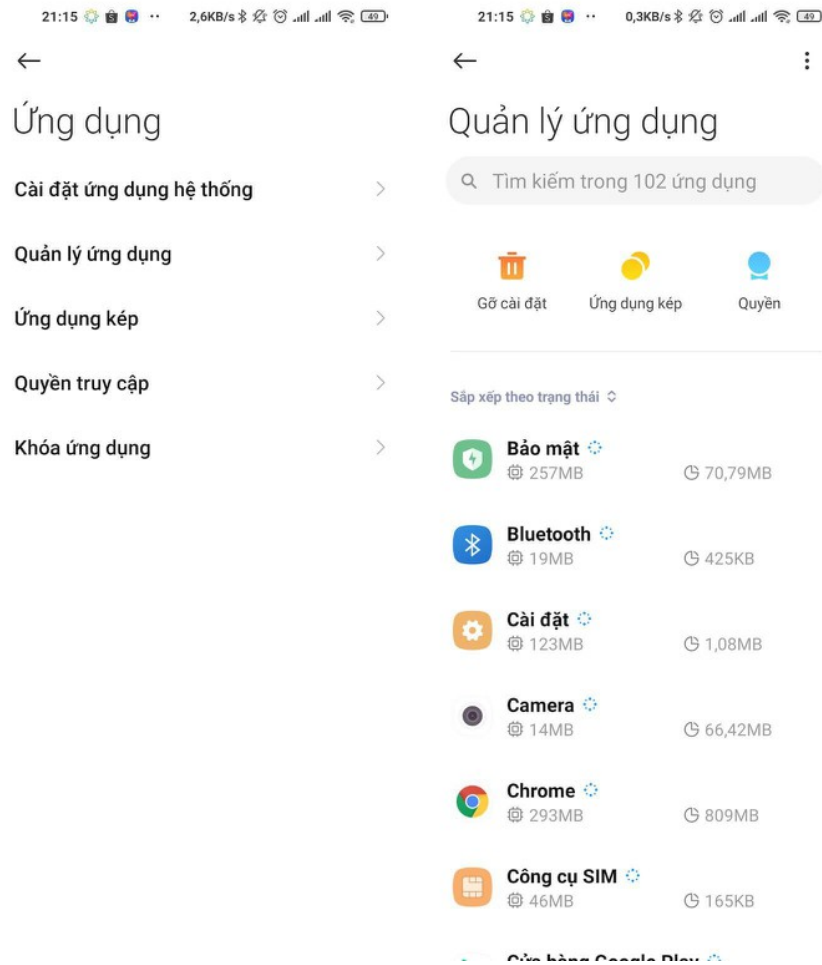
If your phone gets hot regularly and quickly runs out of battery, chances are there is an application running in the background.

To check which apps are 'draining' battery on your phone, go to Settings - Battery (battery) - Battery Usage (use battery). Once suspicious applications are detected, users simply need to uninstall the application and use another software instead.

## 2. Suspicious software

In addition to draining your battery, the malware automatically downloads and installs a number of other apps. If you find a strange application on the screen, just press on the application icon and select Uninstall to remove.

In addition, users can also actively check by going to Settings - Apps - Manage apps, find suspicious applications and remove.



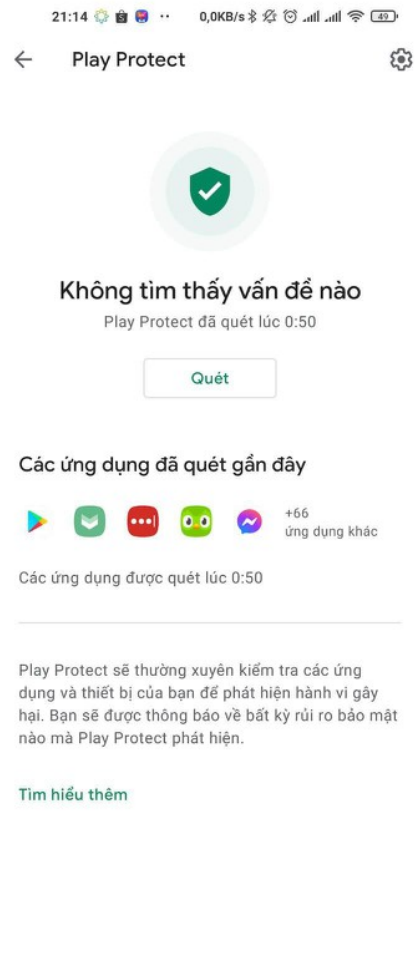
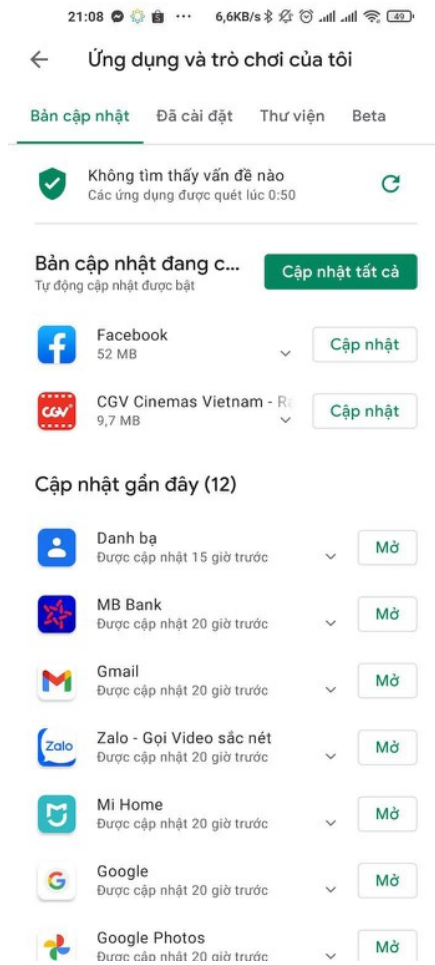
### 3. Ads appear continuously

If ads appear continuously on the screen (even when you don't have your browser open), there's a good chance your phone has been infected with malware. To avoid being tricked, users should not click on the ad windows, or follow the instructions on the screen (for example, your battery is damaged by virus, please install the software xyz to fix it. ...).

Similarly, for fake browser ads, you just need to close the entire browser or close the open tab, then restart your phone, absolutely do not follow the fake warnings.

### 4. Application crash

If commonly used apps crash suddenly, there's a good chance that malware has entered the device and messed up everything. To limit the above situation, please update all apps to the latest version by opening Google Play, clicking on the menu icon in the upper left corner and selecting My apps and games (My apps and games). ) - Update all.



Next, users click on the Play Protect option (also in the menu section) and select Scan to search for malware (if any). Keep in mind that Play Protect is a fairly basic tool, so you might consider using a more robust alternative, like Malwarebytes for example.

You finished reading the article "**4 symptoms when your phone is infected with malicious code**" edited by the [TipsMake](#) team. We hope this article has provided you with many useful tech tips and tricks. You can search for similar articles on tips and guides. Thank you for reading and for following us regularly.