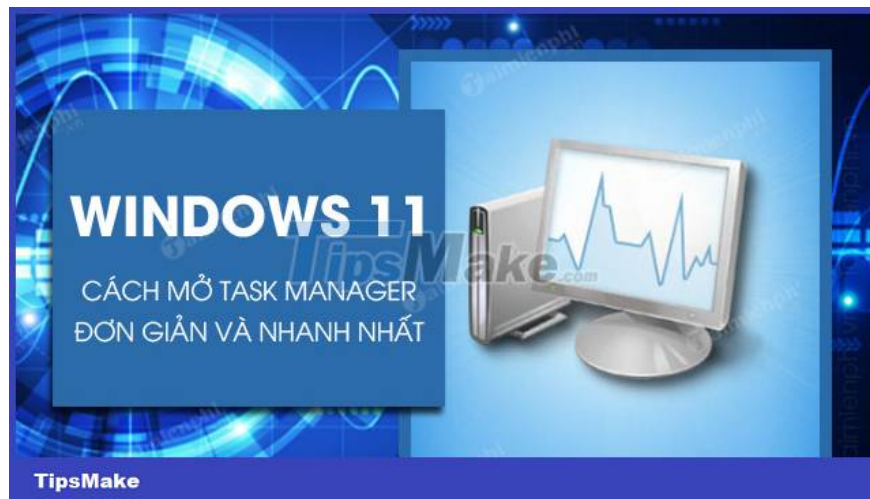


## 4 How to open Task Manager Windows 11

Task Manager Windows is a utility system and application task manager that is used by many people. However, for Windows 11 the way to open Task Manager has many differences and there are many of you struggling to know how to open this tool. Therefore, the following article TipsMake will introduce you to the fastest and easiest ways to open Task Manager Windows 11.

Normally, **Task Manager** is usually opened by right-clicking on the Taskbar and selecting Task Manger from the menu panel, but if you have upgraded to Win 11 then this **way of opening Task Manager Windows 11** will not give the desired results.



### Tips to quickly open Task Manager Windows 11

#### *Ways to open Task Manager Windows 11*

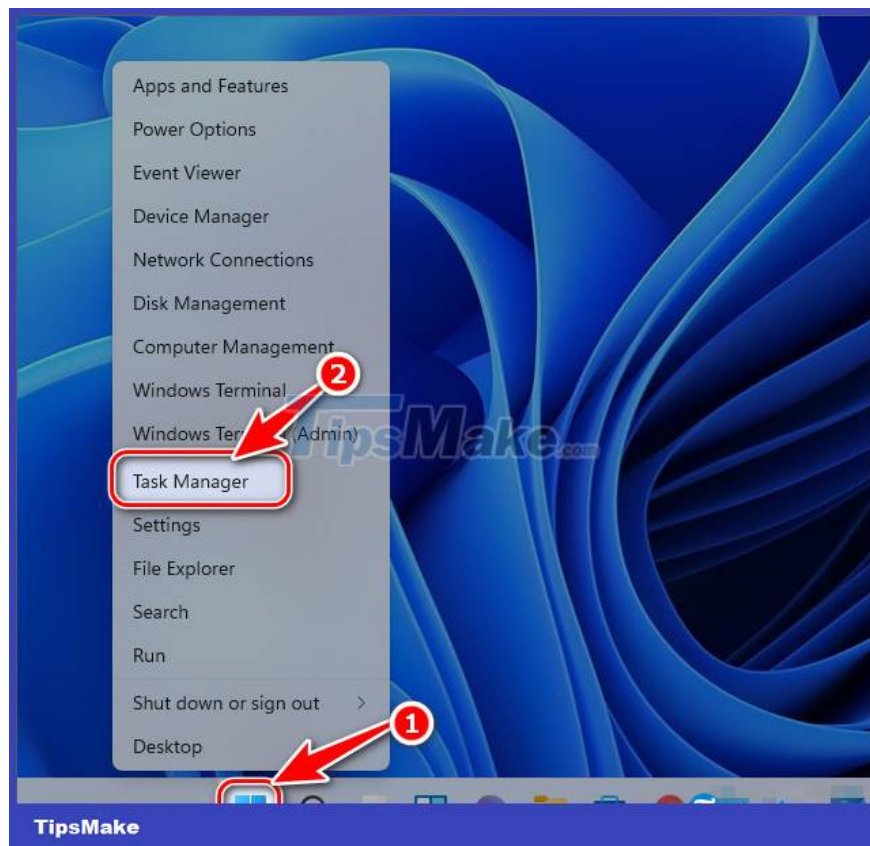
*Method 1. Open Task Manager Windows 11 with Ctrl+Shift+Esc*

One of the most commonly used and simplest Taimienphi methods in this list is to press **Ctrl+Shift+Esc** . When pressing the keyboard shortcuts, you will see the Task Manager Win 11 window pop up immediately on your desktop.

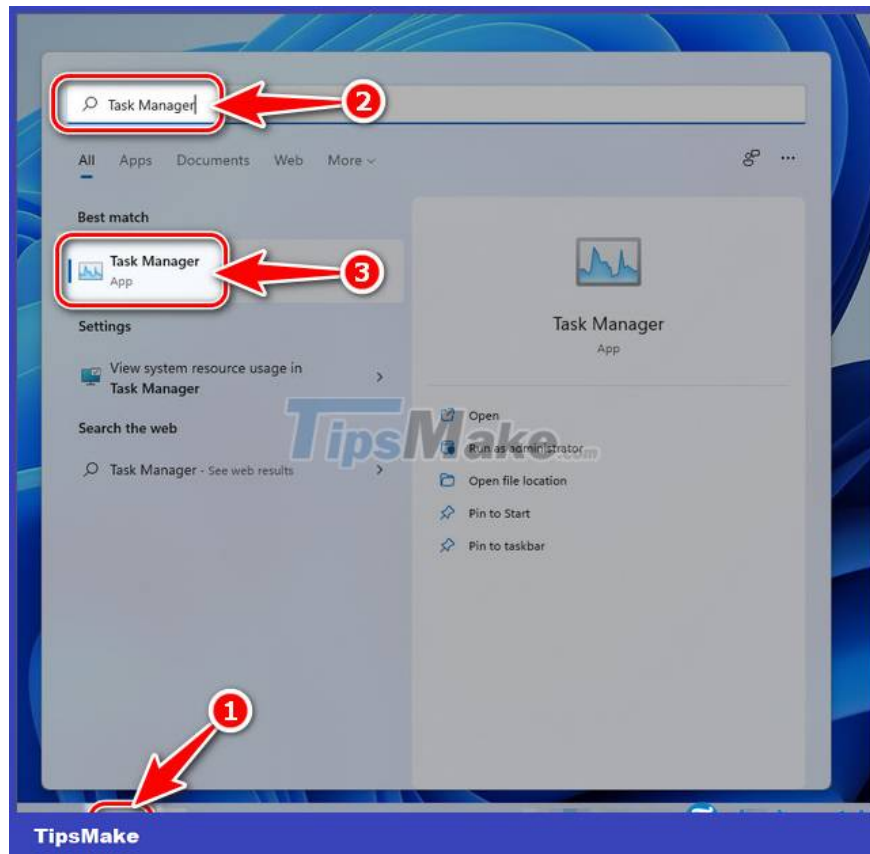


*Method 2. Open Task Manager Windows 11 from Start*

If you prefer using the mouse over the keyboard, one of the fastest ways to open the Task Manager in Windows 11 is to right-click the **Start** icon on your **Taskbar** , and select **Task. Manager** , just two clicks you can open it.



In addition, you can also open **Task Manager** from the Start menu, by entering **Task Manager** in the search bar **Type here to Search** => select **Task Manager** in **Best Match** to open the task manager.



### *Method 3. Open Task Manager Windows 11 with Ctrl+Alt+Delete*

Maybe you are too familiar with enabling Task Manager with **Ctrl+Alt+Delete**. After pressing the **Ctrl+Alt+Delete** key combination, you will be taken to the **Windows Security** screen, which provides options to lock the PC, switch users, log out, and open the Task Manager.

*Method 4. Open Task Manager Win 11 with Runs To open the Runs window, press the **Windows + R** key combination and enter **taskmgr** => press **OK** or **Enter**, the Task Manager window on Windows 11 will appear.*

### **Reference: Run Command**

<https://thuthuat.taimienphi.vn/cach-mo-task-manager-trong-windows-11-65350n.aspx>

The above are Taimienphi's ways to open Task Manager in Windows 11. Some methods are obviously more effective than others, but if you're in a tough situation, your keyboard or mouse isn't working, are fighting malware, any opening will do. Both are good methods.

### **Reference: How to enable God Mode on Windows 11**

You finished reading the article "**4 How to open Task Manager Windows 11**" edited by the [TipsMake](#) team. We hope this article has provided you with many useful tech tips and tricks. You can search for similar articles on tips and guides. Thank you for reading and for following us regularly.