

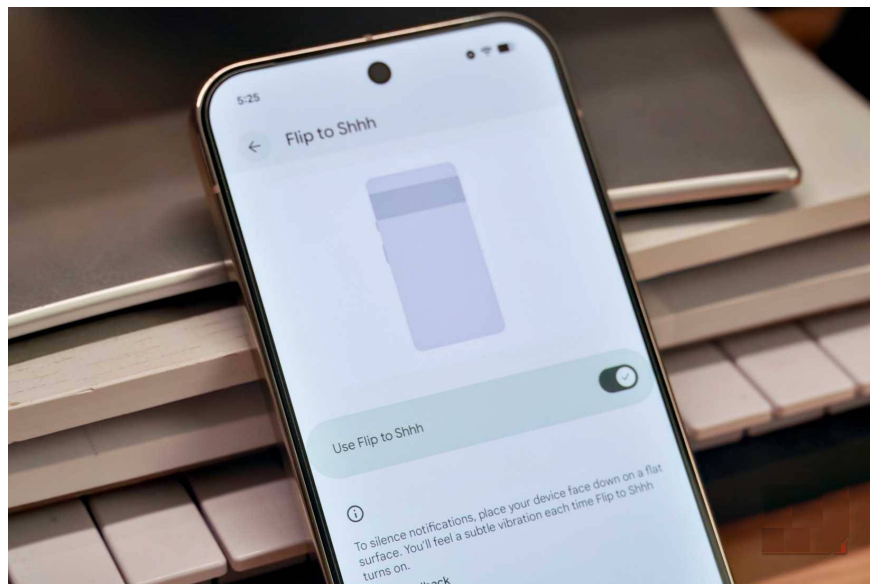
4 Google Pixel tricks that changed the way people use their phones.

The exclusive features of the Google Pixel are a great reason to buy a Pixel phone over its competitors – if you really use those unique tools.

Google constantly introduces new features on Android and its most popular apps every week, but only a handful of them have the potential to change your workflow. Google Pixel's exclusive features are a great reason to buy a Pixel phone over the competition – if you actually use those unique tools.

Flip to Shhh

Available on most Pixel phones, this trick helps reduce distractions.

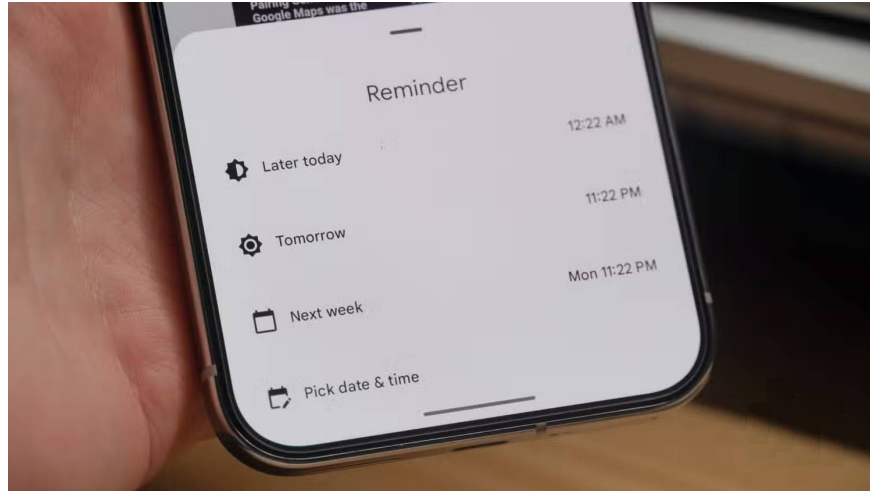


Google Pixel phones have so many gestures that there's even a dedicated Settings page for them. On the Pixel 4a and later, you can use Quick Tap to launch a shortcut by double-tapping the back of the phone. However, my favorite Pixel feature is much simpler – Flip to Shhh. When you flip the phone face down, Do Not Disturb mode is instantly activated.

Many people enjoy using the Flip to Shhh feature when working at their desks to stay focused and minimize distractions.

Pixel Screenshots

The Pixel Screenshots app can prompt you to review the photos you've taken later.




Many people are selective when taking screenshots on their phones. The more screenshots you take, the more things you'll need to edit later. People often take unnecessary screenshots and then forget to look at them later. Pixel Screenshots – an exclusive app available on the Pixel 9 and Pixel 10 series (except for the Pixel 9a) – is designed to solve this problem once and for all. After taking a screenshot, you can go into the Pixel Screenshots app and set a reminder to review it.

It works like a regular reminder, appearing as a push notification on the day and time you choose. The app suggests reminder timeframes for **Later today**, **Tomorrow**, and **Next week**, along with a custom **Pick date & time** option. The best part is using the Pixel Screenshot app's notes feature to accurately describe why you want to return to the saved screenshot.

Call Screen

Carefully check calls from unknown numbers before answering.

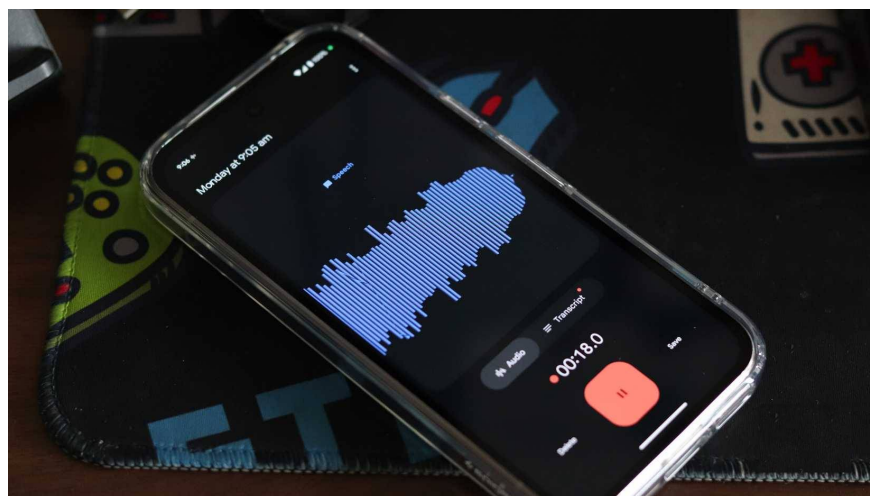


Many people never answer a call from an unknown caller without knowing exactly what to expect. This not only helps avoid scam calls and reduces wasted time on spam messages, but it also helps you prepare for the call you're about to receive, which is especially useful for business calls or working with customer service representatives. You can thank Pixel phones in part for that – while not the only brand offering Call Screen functionality these days, it started with Google's proprietary Call Screen feature on Pixel phones.

The Call Screen feature includes both manual and automatic versions. The automatic filtering mode will answer suspicious calls and calls from unknown numbers as soon as they come in. Google's AI assistant will answer the call and ask for more information, such as who the caller is and why. Spam calls will be automatically disconnected, while others will ring back for the Pixel user. Before answering, you can view a call recording.

Google Recorder

Easily capture audio recordings and export them to Google apps.



Google Recorder is the best exclusive app on Pixel to date. Despite its age, its utility is unparalleled, making it an instant classic. The app can record voice memos and convert them into text in real time, all entirely on the device. The processing identifies each speaker, and these are included in the recording. Text summaries are then generated and are searchable. You can even better sort the recordings by keyword.

The Recorder app has added some truly impressive features, such as the ability to create video versions of audio recordings and transcripts. Additionally, you can export recordings to Google Docs – which can then be shared throughout the Google ecosystem, including platforms like Gemini and NotebookLM . Even if the primary SIM isn't in the Pixel, many people still keep a separate SIM just for managing recordings and summaries.

You finished reading the article "**4 Google Pixel tricks that changed the way people use their phones.**" edited by the [TipsMake](#) team. We hope this article has provided you with many useful tech tips and tricks. You can search for similar articles on tips and guides. Thank you for reading and for following us regularly.