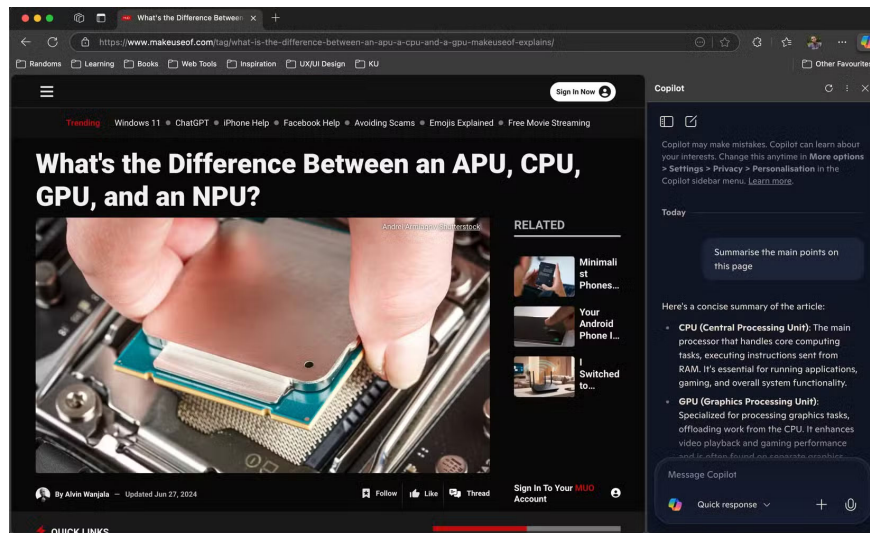


4 Browsers with the Best AI Features

Some browsers go beyond the basics, offering real AI features that help you get more done in less time.

If you spend hours in your browser every day, you're missing out if you're not using a browser with AI built in. Some browsers go beyond the basics, offering AI features that really help you get more done in less time.

4. Microsoft Edge



After switching to Google's Chromium engine, Edge has become one of the best Chrome alternatives. It has also positioned itself as a strong contender in the AI browser space. Being a Microsoft product, Edge comes with Copilot, which is accessible in the right corner of the browser bar. Alternatively, if you prefer shortcuts, you can press **Shift + Cmd + .** (macOS) or **Ctrl + Shift + .** (Windows) to access Copilot.

With the Copilot panel open on the right, you can continue browsing uninterrupted while interacting with the chatbot at any time. As you browse, Copilot has access to the page that is currently open, allowing you to request a summary or further explanation of the topic. For example, if you are watching a YouTube video, Copilot can generate a summary of the video, saving you time and effort.

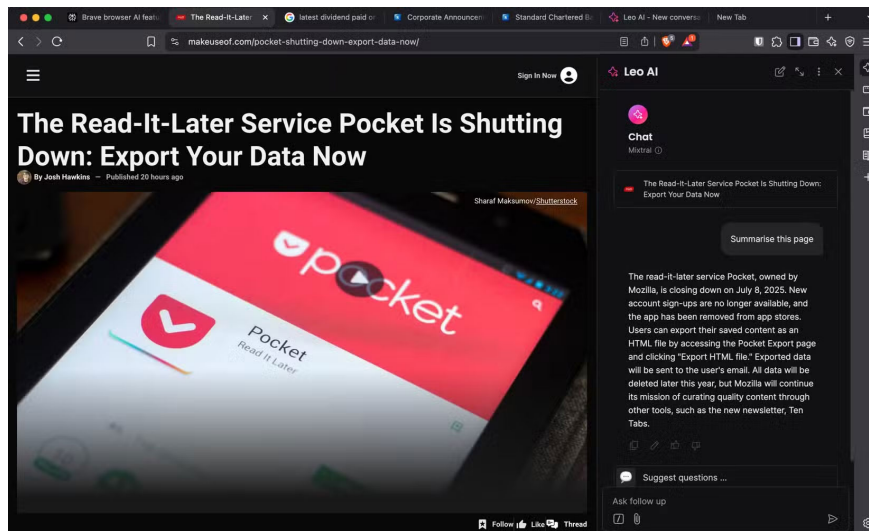
3. Mozilla Firefox



Starting with Firefox version 133, the browser added a dedicated shortcut in the sidebar to access various AI chatbots. Unlike other browsers that only provide access to one or two chatbots, Firefox offers many more options, including Claude, ChatGPT, Gemini, Mistral, and HuggingChat. HuggingChat, in particular, supports many open-source LLMs, including models like DeepSeek, giving you even more flexibility.

So if you like Claude more than ChatGPT, you can choose Claude instead. You can open Firefox's AI sidebar by pressing **Ctrl + X** and close it with the same key combination.

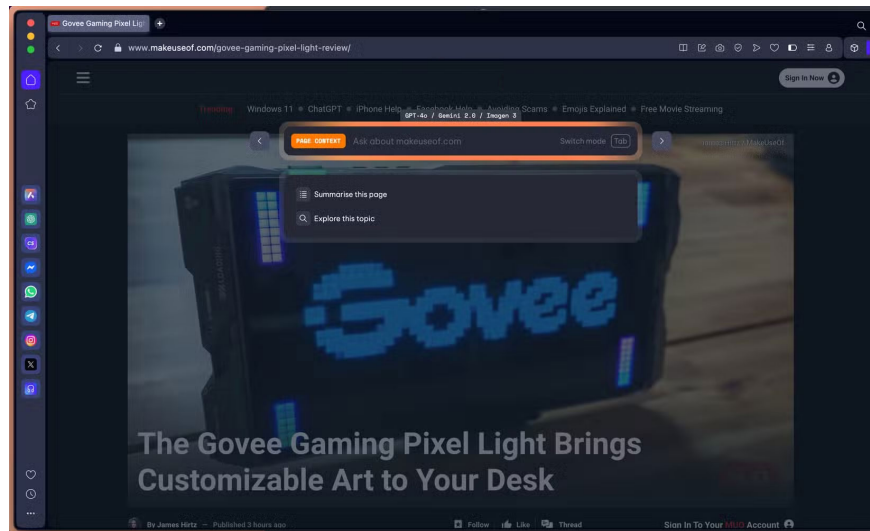
2. Brave



The Brave browser comes with a number of AI-powered features, focusing on the AI assistant Leo (powered by Mixtral) and AI features integrated into Brave Search. When using Brave Search, you can get answers from the AI assistant instead of having to visit each website for information.

The search bar also includes an option to get answers from AI instead of searching the web like normal. When you select the **Ask Leo** option, Brave will open a new tab for you to interact directly with the chatbot. Brave also includes an icon in the upper right corner of the search bar that you can click to launch the sidebar and access the AI chatbot.

1. Opera



The standard Opera browser is another option that offers impressive AI features. It offers the company's AI chatbot, Aria, which is accessible from the sidebar. You can also access Aria's command line while browsing the web with **Ctrl + /** (Windows) or **Cmd + /** (macOS).

Aria lets you interact with OpenAI and Google AI models via a sidebar in its default chat mode. Additionally, a separate **Compose** mode lets you create a variety of content types, including blog posts, emails, essays, and social media posts, with customizable options like tone, length, and style for optimal results.

If you want to interact directly with ChatGPT, you can enable this option in Opera's sidebar settings. However, the standout AI feature in Opera is **Tab Commands**, which lets you press **Ctrl/Cmd + /** to wake up Aria. Once open, you can press the **Tab** key to switch between different modes. One of the options is **Page Context**, which you can use to get a summary or ask anything about the currently open page.

Opera also unveiled Opera Neon, a browser that's completely AI-powered. Opera Neon will let you give commands like "book a flight from New York to London next week" and the browser will automatically do it for you, even preparing items for checkout. While promising, it's unclear when this feature will be available to the public.

You finished reading the article "**4 Browsers with the Best AI Features**" edited by the [TipsMake](#) team. We hope this article has provided you with many useful tech tips and tricks. You can search for similar articles on tips and guides. Thank you for reading and for following us regularly.