

# 3 ways to fix the hot error that makes the battery drain quickly on the iPhone that you can't help but know

Here are 3 ways to overcome the situation of quickly running out of battery, the heater and the camera is hot in a simple and effective way.

The use of the phone is hot, quickly runs out of battery especially when using the Camera or Facebook section makes your experience interrupted, annoying.

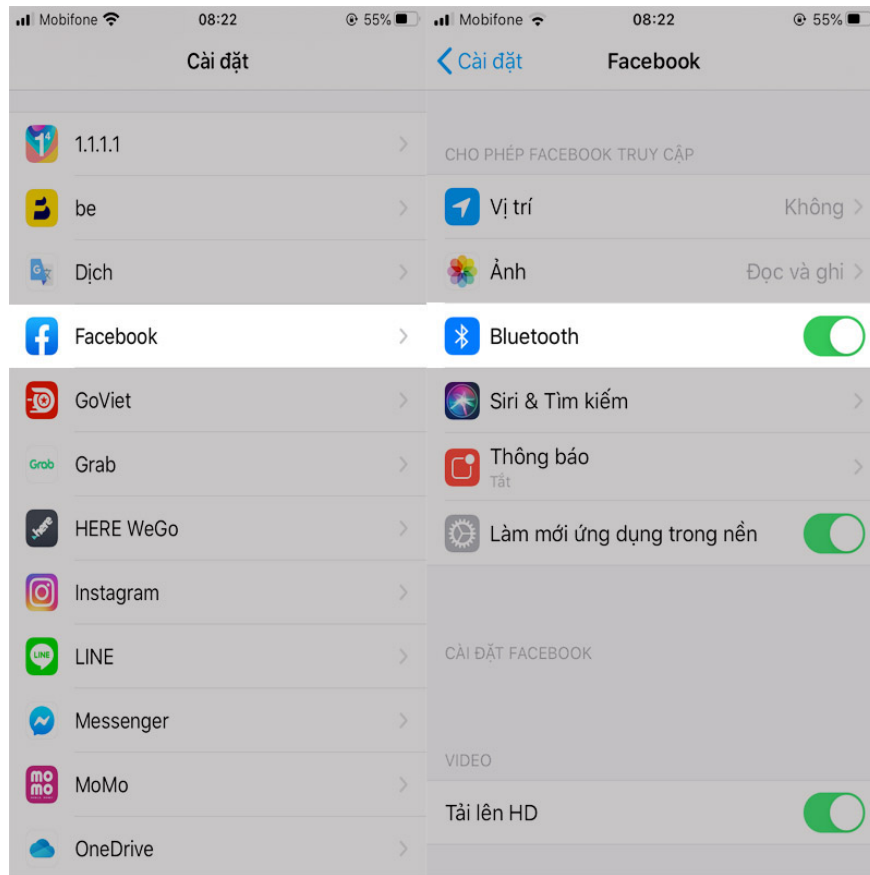
**So here are the 3 easiest remedies that anyone can perform:**

## **Method 1:**

Delete old Facebook and load new Facebook to optimize some features that make the device heat up quickly in the camera.

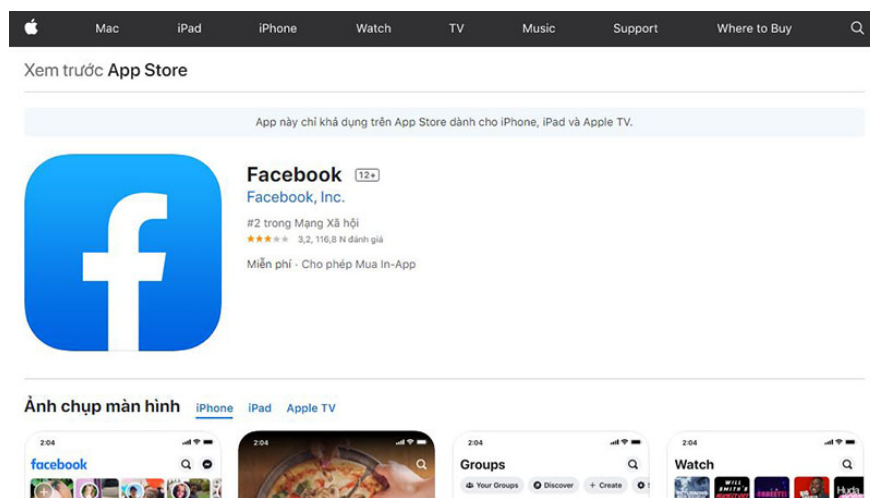
- Access the **Settings** of the device and then click **Facebook** .

- At **Allow Facebook to access'** turn off **Bluetooth** section . If you do not see this 'Bluetooth' item, it means that your current Facebook application is still in the old version and needs to be updated to the new version to perform the above operation, making it no longer hot when using Facebook.



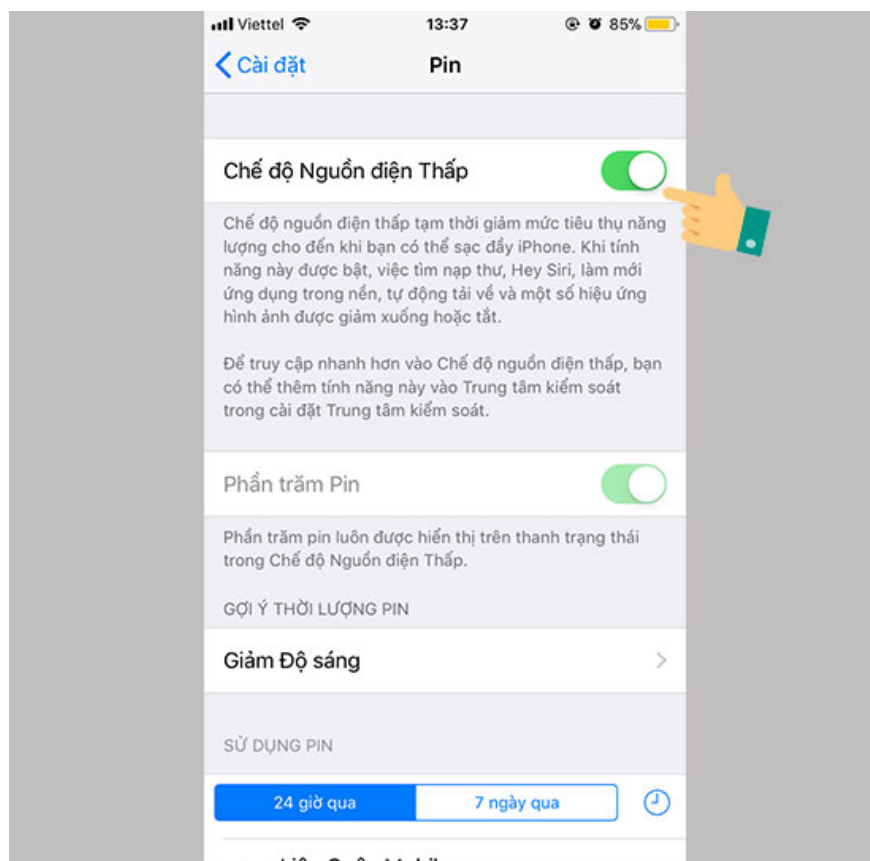
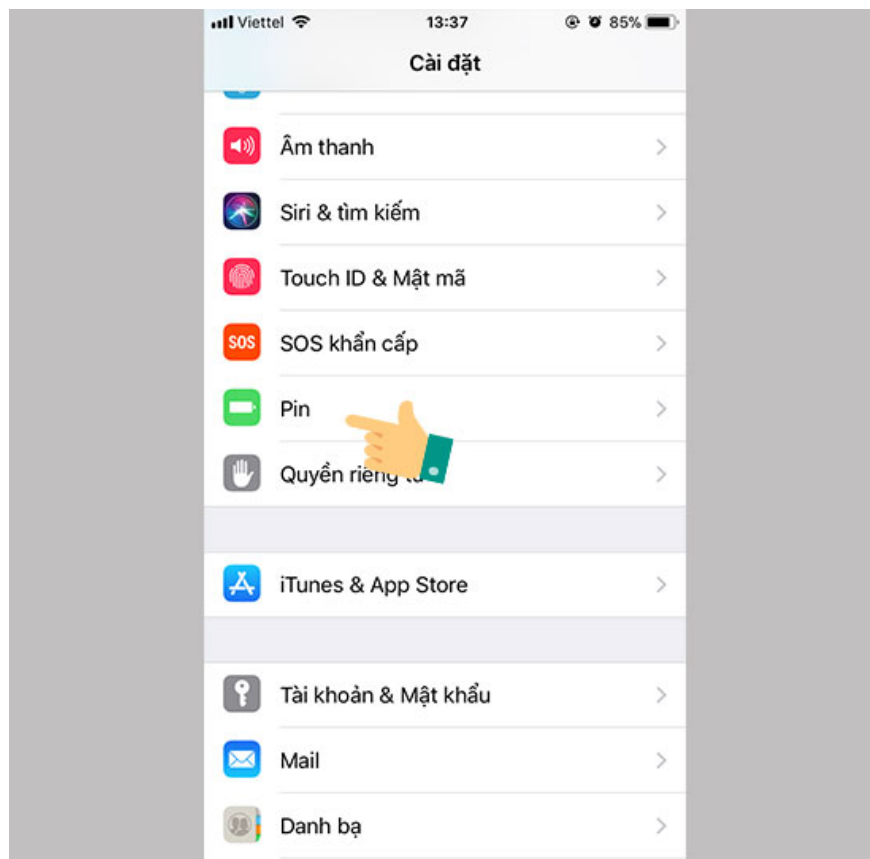
### Method 2:

The old version of iOS 13 is experiencing some errors, such as quickly running out of battery, Facebook automatically ejecting when using, etc. So the easiest solution is to update the software to iOS version 13.3.5. To update the iOS 13.5 software, select **Install and** then **Update software** , wait a while is complete.



### Method 3:

Turn the phone screen to a moderate brightness or turn **on Low Power Mode** to keep the device from getting hot or turn off the network, exit applications for 5 minutes, and then continue using. Low power mode is in **Settings** , select **Battery** then press **Low power mode** is okay.



**Note:** Absolutely not just charging while using the phone, just charging while using the phone will make your battery quickly damaged, the machine is also faster hotter leading to faster machine. If you have a job that needs

to be used, charge 20% and then unplug it to use it again, it is better to charge it for a short time then use it while charging.

You finished reading the article "**3 ways to fix the hot error that makes the battery drain quickly on the iPhone that you can't help but know**" edited by the [TipsMake](#) team. We hope this article has provided you with many useful tech tips and tricks. You can search for similar articles on tips and guides. Thank you for reading and for following us regularly.

---