

Youtube to mp3 ways to download MP3 from YouTube

Download MP3 from YouTube to help you put music on your phone or computer for listening without a network, set as a ringtone, With 3 ways to download MP3 from YouTube, you will get music from YouTube extremely fast.

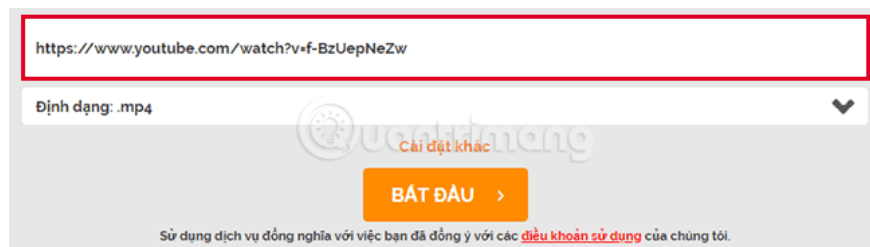
In the process of watching videos on YouTube, you may like and want to download music and videos to your device for later viewing. However, if instead of downloading the whole video, it will consume memory, so you just want to download the MP3 file. But you do not know which software to use? Today, we will share with you 3 online services for you to download MP3 files from YouTube very quickly, simply but completely for free.

1. Download MP3 from YouTube using OnlineVideoConverter

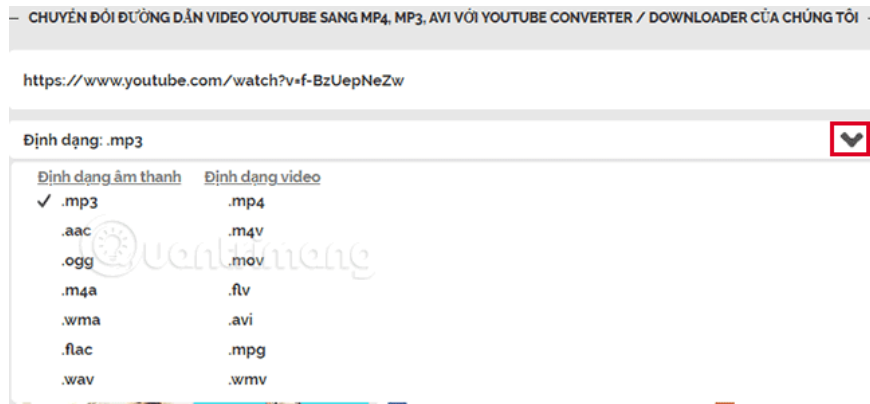
Among the websites I have tried, the OnlineVideoConverter is the most stable, there are many download options, no rampant ads. To download music from YouTube with this tool you do the following:

Step 1. Copy the YouTube video link to download music.

Step 2. Visit the OnlineVideoConverter website [here](#), then paste the link in the Paste Path link here .



Step 3. Click the arrow to the right of the Format pane, select .mp3 :



Wait a moment for the website to convert videos into mp3 music files:



Step 4. Click Download to download the music to your computer, or use the QR reader to scan QR codes and download videos to your phone. (For copyright reasons, I cover the name of the video with the image).



2. Download MP3 from YouTube videos with y2mate

Step 1. You get the YouTube video link to download music.

Step 2. Go to y2mate [here](#), paste the link in the box as shown below:

Tải MP3 từ YouTube

Tìm kiếm hoặc nhập link... Start →

Wait a moment for the website to recognize YouTube videos, click the MP3 arrow next to select the quality of the .mp3 file you want to download, the higher the number, the better the quality:

<https://www.youtube.com/watch?v=f-BzUepNeZw> Start →



MV)
Duration: 00:04:35

MP3 320 kbps 1 ↓ Tải về

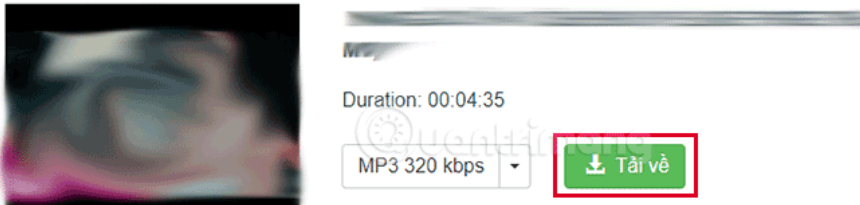
MP3 MP4

320 kbps 2	1080p (.mp4) Full-HD
256 kbps	720p (.mp4) m-HD
192 kbps	360p (.mp4)
128 kbps	
96 kbps	
64 kbps	

àm sao để tải MP3 từ Yo
Nhập từ khóa hoặc đường link YouTube
m kiếm.
Chọn định dạng MP3 hoặc Video cần tải

Step 3. Click Download :

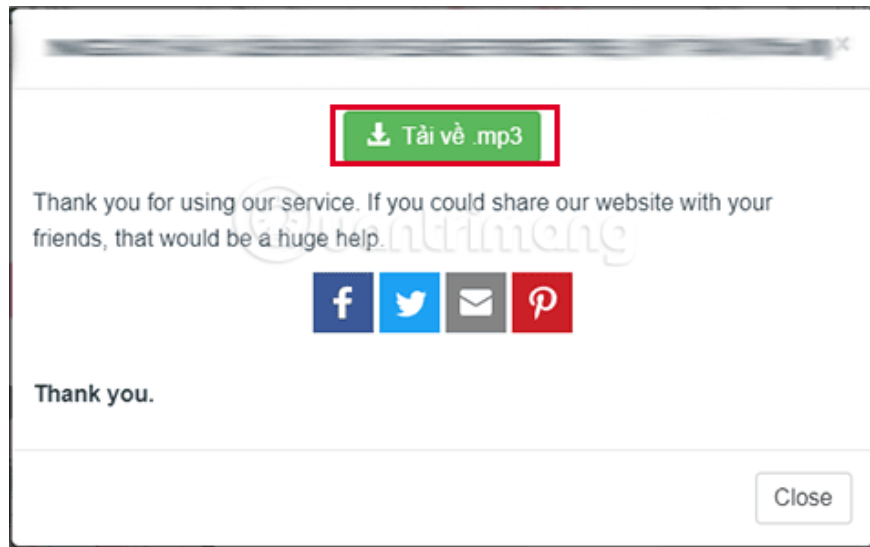
<https://www.youtube.com/watch?v=f-BzUepNeZw> Start →



MV)
Duration: 00:04:35

MP3 320 kbps ↓ ↓ Tải về

The download window opens, press Download .mp3 to download the music file to your device.

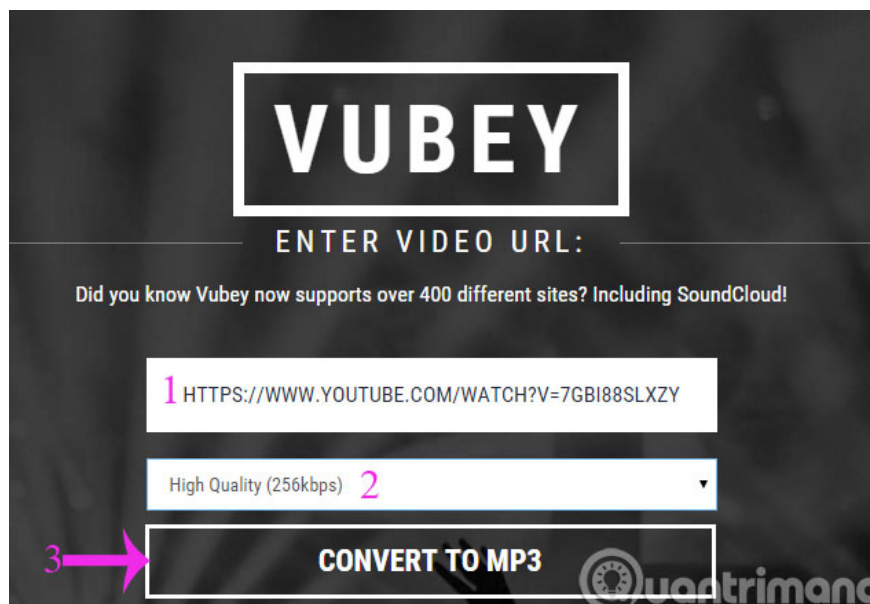


Note: The website contains redirected ads, so if it redirects you to another web site, please return to the correct website that has the y2mate.com domain clicked Download.

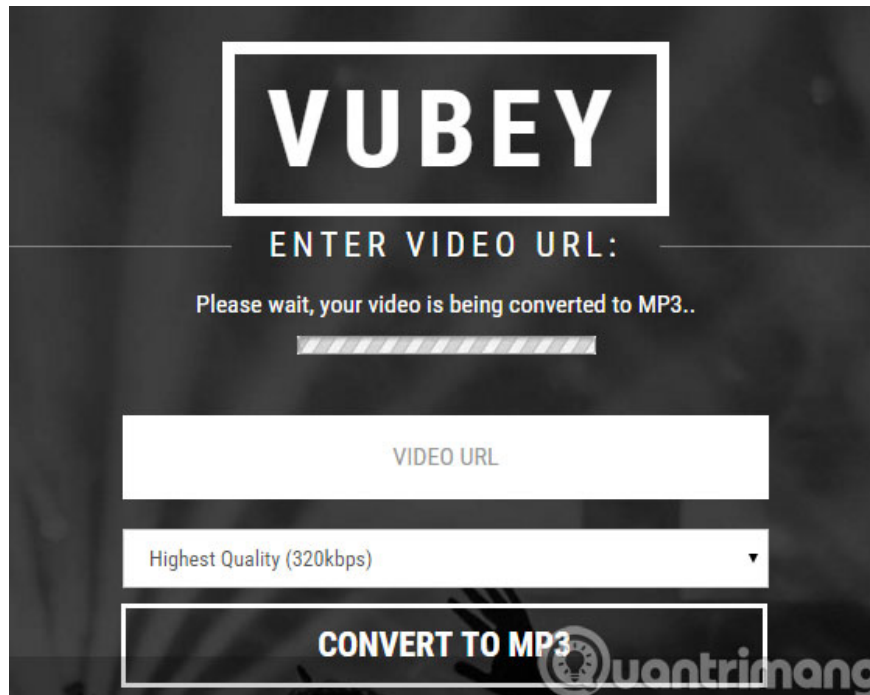
3. Download music from YouTube videos with Vubey

Visit Website vubey [here](#)


With extremely simple usage, you simply paste the YouTube video link into the Video URL frame on Vubey, then select the sound quality when converting. Finally, click Convert To MP3 to start the conversion process.



After that, the conversion to MP3 file will take place



Finally, download the MP3 file to your computer.



These are 3 online services for you to download MP3 files from YouTube videos to your computer for free. From now on, you can freely save your favorite music without wasting your hard drive space.

Good luck!

You finished reading the article "**Youtube to mp3 ways to download MP3 from YouTube**" edited by the [TipsMake](#) team. We hope this article has provided you with many useful tech tips and tricks. You can search for similar articles on tips and guides. Thank you for reading and for following us regularly.