

3 ways to display passwords *** on the browser is extremely simple

Usually the password you save on the browser is usually hidden under a *** or a dot so that strangers can't steal your password. However, suppose if you entered a wrong password, for example, and you want to display the password to see where the error is.

Usually the password you save on the browser is usually hidden under a *** or a dot so that strangers can't steal your password. However, suppose if you entered a wrong password, for example, and you want to display the password to see where the error is.

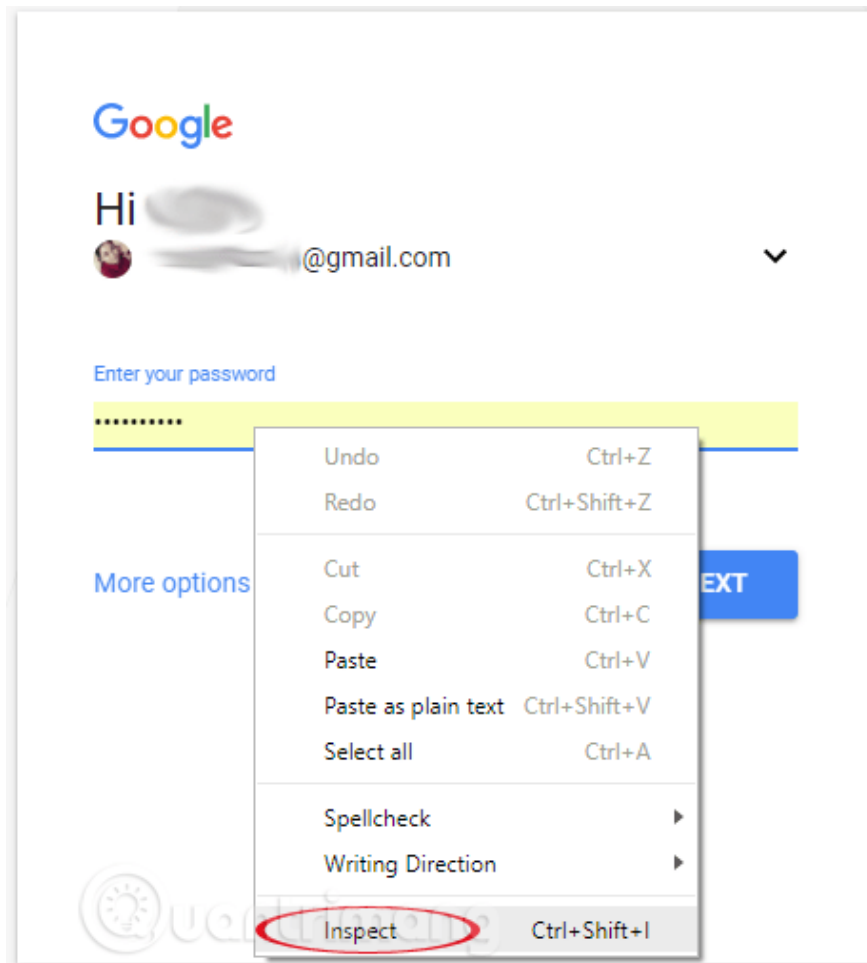
Here are 3 simple ways for you to review the password in your browser.



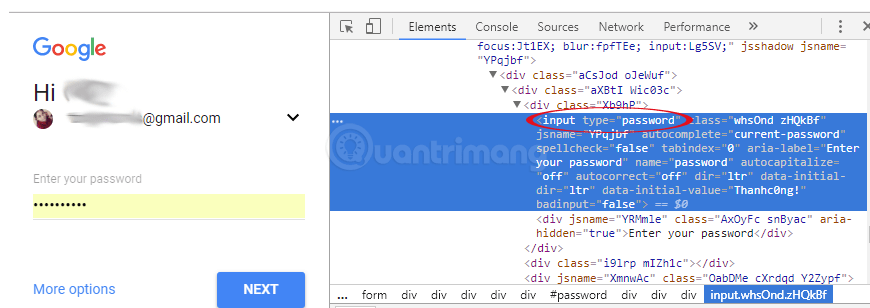
1. Display password with Developer option

There is no need to install any 3rd party software, utilities and you can still see the password in your browser.

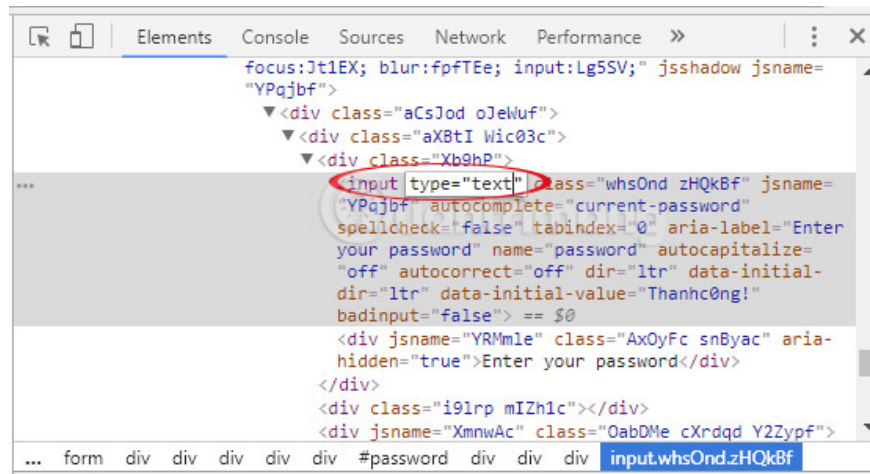
On the password box (password), right-click on it and select **Inspect element**.



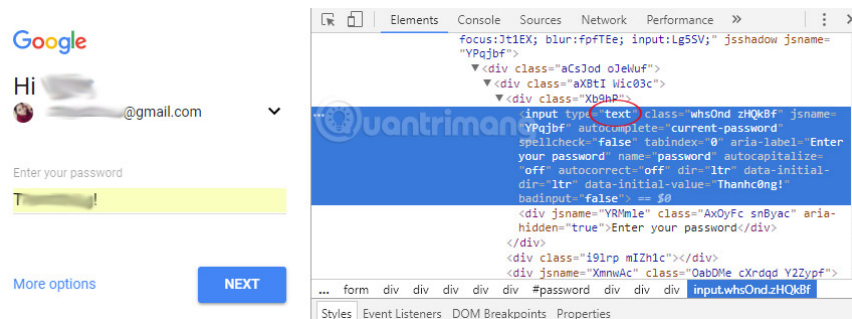
Now the Developer Tool Inspect element opens. Here you will see complex text strings. Your task is to search for clusters. **This cluster will appear right in the first line of the greened part on the right**



After you find this line, double-click `type = "password"` to edit and replace `"password"` with `"text"`. At this point the command line will be `. Press Enter.`



Finally, close the Inspect element window again and your password will display on the Password frame instead of displaying the dot as before.



2. Display saved passwords on Chrome

TipsMake.com has a very detailed article on how to view saved passwords on Chrome, you can refer here: [How to view passwords, delete saved passwords on Chrome](#)

3. Use the 3rd extension

There are many 3rd extensions that support displaying passwords automatically. With just one click, you can view the password on your browser.

Here are some 3rd extensions you should consult:

ShowPassword for Chrome: display the password by moving the mouse pointer over the password field.

Show Password for Firefox: Click on the extension button to display or hide the password.

Show Password for Opera: Automatically display all passwords.

Refer to some of the following articles:

1. How to view saved Wifi passwords on Android?
2. Your computer requires a password after Sleep or Stand By. This is how to fix it
3. How to view saved Wifi passwords on Windows 7/8/10
4. How to detect sneaky people on your Facebook

Good luck!

You finished reading the article "**3 ways to display passwords *** on the browser is extremely simple**" edited by the [TipsMake](#) team. We hope this article has provided you with many useful tech tips and tricks. You can search for similar articles on tips and guides. Thank you for reading and for following us regularly.