

3 Ways to delete Apple ID account on iPhone, iPad

Want to delete your Apple ID account but don't know where to start? This simple guide will help you do it quickly and safely, effectively protecting your personal data.

Many users face security risks when sharing an Apple ID account, because all your data, photos, and contacts will automatically sync to iCloud. If someone knows your Apple ID password, they can access and back up iCloud on your iPhone. Therefore, you should not share your Apple ID account with anyone, including relatives or friends. If you are in this situation, quickly delete your Apple ID from your iPhone and create a new Apple ID to protect your personal data.

How to delete Apple ID account

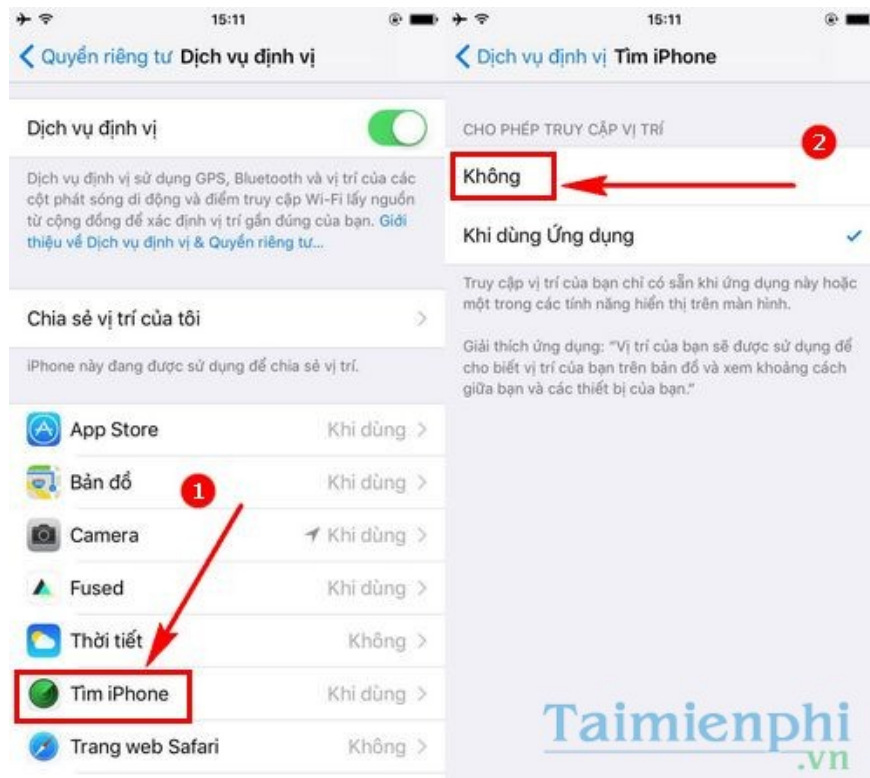
1. Turn off location on iPhone, iPad.

First, you need to turn off location and Find My iPhone on your device.

Step 1: Tap **Settings** > **Privacy**.

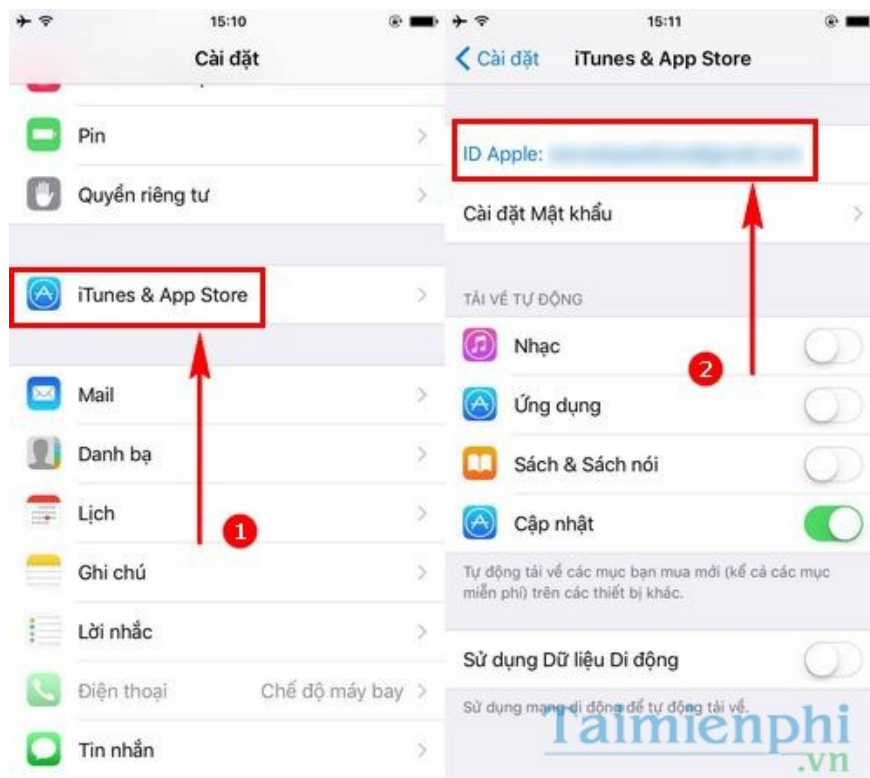


Step 2: Continue to select **Location Services** . Then go to **Find iPhone** and switch to **No** to turn off the Find iPhone feature.



2. How to delete Apple ID account

Step 1: In the Settings interface, select **iTunes and Apple Store** . Then select the **Apple ID** name section.

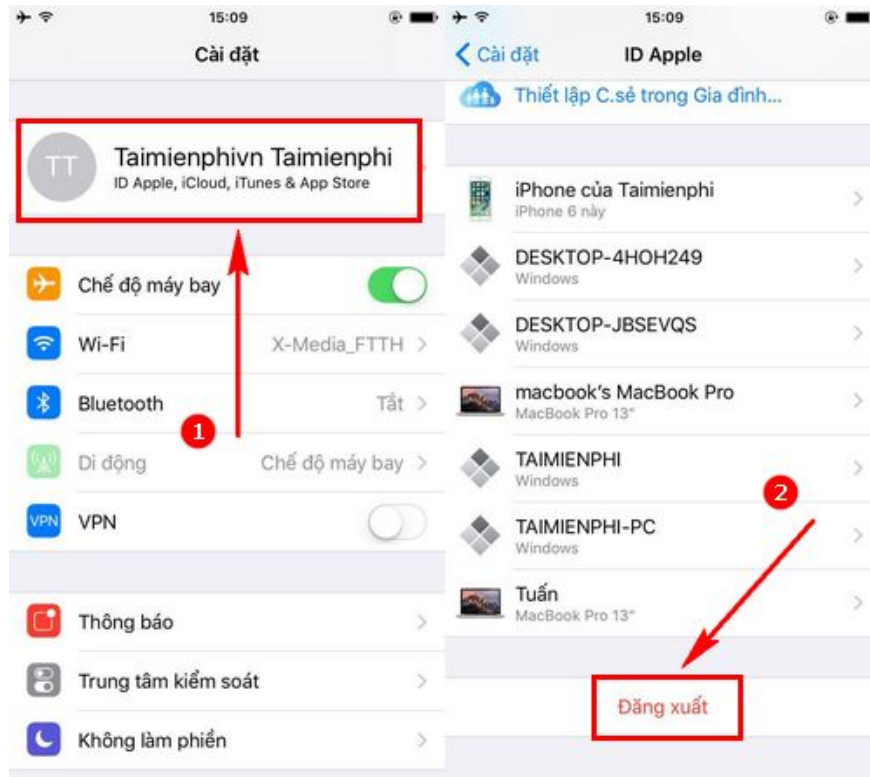


Step 2: Select **Sign Out** to remove your Apple ID account from your device.



3. How to delete Apple ID, iTunes, iCloud

To delete your entire Apple ID account, you need to immediately access the Apple ID section displayed at the top of **Settings**. Then scroll down to the bottom and select **Sign Out**.



Select **Sign out of iCloud and Store.**



Above are the three simplest ways to delete Apple ID account from iPhone, iPad, applicable to different iOS versions. After successful deletion, you just need to log in to another Apple ID to continue using.

If you don't have an Apple ID or iCloud account, quickly create a new iCloud account directly on your iPhone or iPad without a computer. Please refer to the detailed instructions from Free Download to register for an Apple ID.

You finished reading the article "**3 Ways to delete Apple ID account on iPhone, iPad**" edited by the [TipsMake](#) team. We hope this article has provided you with many useful tech tips and tricks. You can search for similar articles on tips and guides. Thank you for reading and for following us regularly.
