

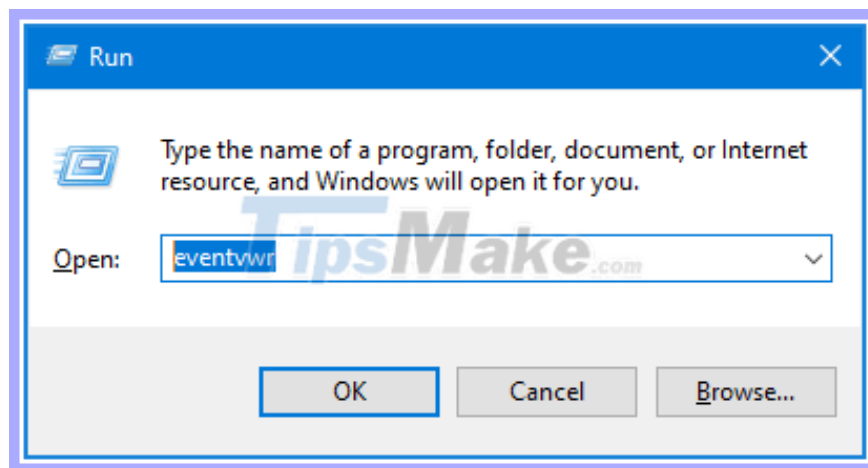
3 ways to delete all event logs in Windows 10

Sometimes, you may need to delete all old event logs at the same time. In this tutorial, TipsMake.com will show you 3 ways to quickly delete all event logs in Windows 10 Event Viewer.

Event Viewer is an integrated Windows application that allows you to view all the important events happening on your PC. Sometimes, you may need to delete all old event logs at the same time. In this tutorial, **TipsMake.com** will show you 3 ways to quickly delete all event logs in Windows 10 Event Viewer.

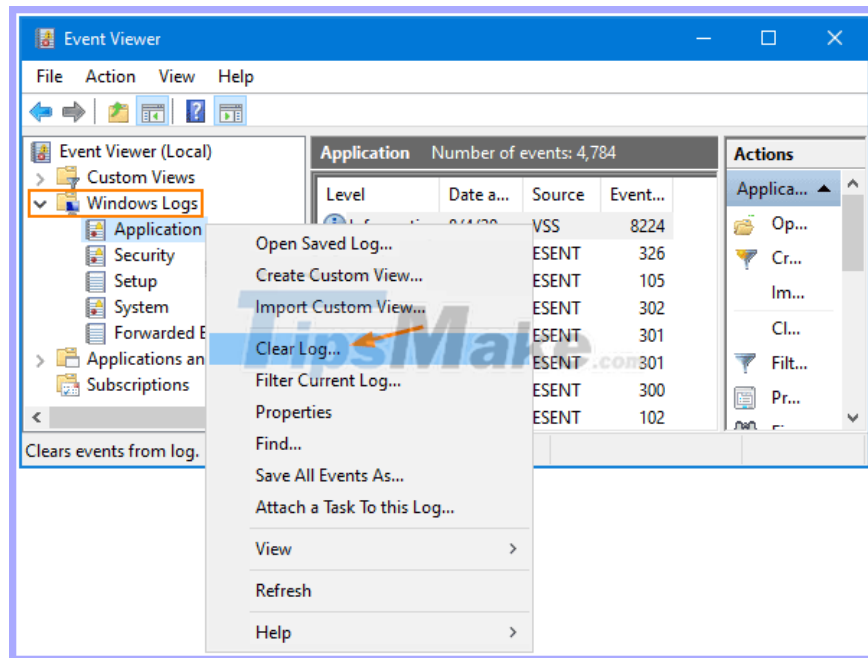
Method 1: Clear the Windows event log with Event Viewer

Press the Win+ keys R to open the **Run** dialog box , type **eventvwr.msc** and click **OK** to open Event Viewer.

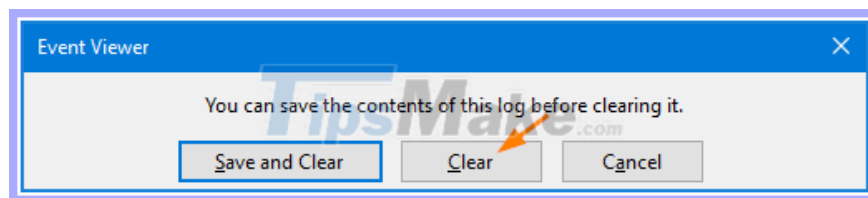


Enter eventvwr.msc and click OK to open Event Viewer

On the left sidebar of **Event Viewer** , expand **Windows Logs** and right-click on one of the event categories, then select **Clear Log** from the menu that appears.



Select Clear Log from the menu that appears
Click the **Save and Clear** button or the **Clear** button to confirm.

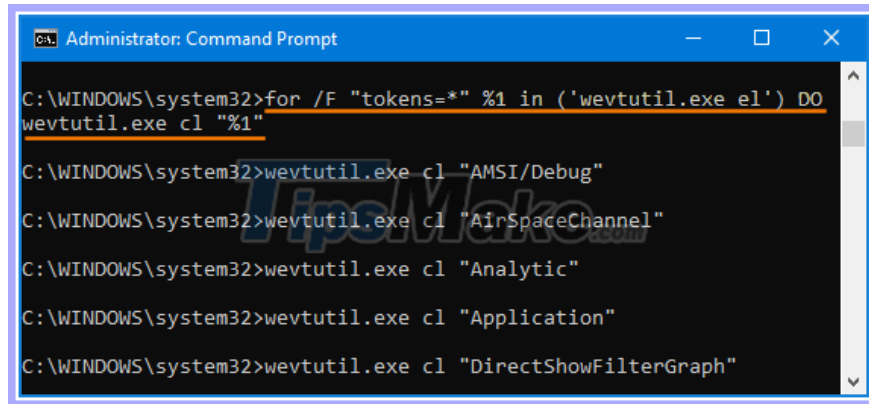


Click the Save and Clear button or the Clear button to confirm
The event log will be deleted immediately.

Method 2: Clear the Windows event log with Command Prompt

Open a Command Prompt window with admin rights. Copy and paste the following command into the Command Prompt, then press Enter.

```
for /F "tokens=*" %1 in ('wevtutil.exe el') DO wevtutil.exe cl "%1"
```



```
C:\WINDOWS\system32>for /F "tokens=*" %1 in ('wevtutil.exe el') DO wevtutil.exe cl "%1"
C:\WINDOWS\system32>wevtutil.exe cl "AMSI/Debug"
C:\WINDOWS\system32>wevtutil.exe cl "AirSpaceChannel"
C:\WINDOWS\system32>wevtutil.exe cl "Analytic"
C:\WINDOWS\system32>wevtutil.exe cl "Application"
C:\WINDOWS\system32>wevtutil.exe cl "DirectShowFilterGraph"
```

Clear the Windows event log with the Command Prompt
This command will delete all types of Windows event logs at the same time.

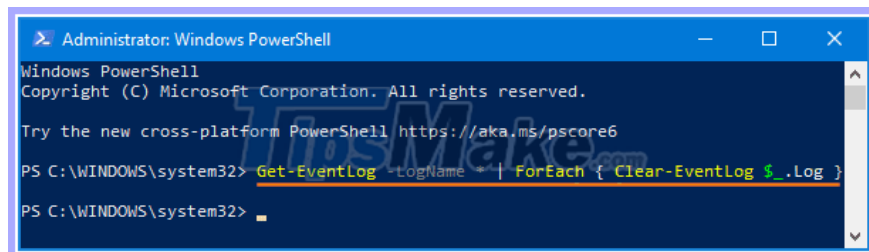
Method 3: Clear the Windows event log with PowerShell

Press the Win+ key X to open the Quick Link menu , then click **Windows PowerShell (Admin)** .



Open PowerShell as admin
To delete all event logs in Windows 10, just enter the command below and press Enter.

```
Get-EventLog -LogName * | ForEach { Clear-EventLog $_.Log }
```



```
Administrator: Windows PowerShell
Windows PowerShell
Copyright (C) Microsoft Corporation. All rights reserved.

Try the new cross-platform PowerShell https://aka.ms/pscore6

PS C:\WINDOWS\system32> Get-EventLog -LogName * | ForEach { Clear-EventLog $_.Log }
PS C:\WINDOWS\system32>
```

Clear the Windows event log with PowerShell

You finished reading the article "**3 ways to delete all event logs in Windows 10**" edited by the [TipsMake](#) team. We hope this article has provided you with many useful tech tips and tricks. You can search for similar articles on tips and guides. Thank you for reading and for following us regularly.

